

ISSN 1017-9658

中華民國  
資金流量統計年報  
民國 102 年

YEARBOOK OF FLOW OF FUNDS  
REPUBLIC OF CHINA (TAIWAN)  
2013

中央銀行經濟研究處編印  
中華民國 103 年 12 月

Department of Economic Research  
Central Bank of the Republic of China (Taiwan)  
December 2014

中華民國  
資金流量統計年報

民國 102 年

YEARBOOK OF FLOW OF FUNDS  
REPUBLIC OF CHINA (TAIWAN)  
2013

中央銀行經濟研究處編印  
中華民國 103 年 12 月

Department of Economic Research  
Central Bank of the Republic of China (Taiwan)  
December 2014

## 目 錄

民國102年資金流量概況.....	1
壹、民國90年至102年資金流量表.....	16
貳、民國89年底至102年底各部門金融性資產負債餘額表.....	42
參、民國89年底至102年底金融性資產負債項目表.....	70
項目1. 通貨.....	70
項目2. 活期性存款.....	71
項目3. 定期性存款及外匯存款.....	72
項目4. 國外存款.....	73
項目5. 政府存款.....	74
項目6. 準備性存款.....	75
項目7. 非準備存款.....	76
項目8. 中央銀行單券.....	77
項目9. 中央銀行融通.....	78
項目10. 金融機構同業往來.....	79
項目11. 金融機構放款.....	80
項目12. 附條件交易.....	81
項目13. 非金融部門放款.....	82
項目14. 短期票券.....	83
項目15. 政府債券.....	84
項目16. 國內公司債.....	85
項目17. 金融債券.....	86
項目18. 共同基金.....	87
項目19. 上市上櫃公司股權.....	88

項目20. 其他企業權益 .....	89
項目21. 人壽保險準備 .....	90
項目22. 退休基金準備 .....	91
項目23. 應收、應付款 .....	92
項目24. 對外直接投資 .....	93
項目25. 國外證券 .....	94
項目26. 中央銀行準備資產 .....	95
<b>資金流量統計編製說明 .....</b>	<b>96</b>

## CONTENTS

<b>I . Flow of Funds Matrix for 2001-2013 .....</b>	<b>16</b>
<b>II . Financial Assets &amp; Liabilities of All Sectors in 2000-2013 (End of Period) .....</b>	<b>42</b>
<b>III . Year-end Amounts Outstanding of Financial Transaction Items, 2000-2013 .....</b>	<b>70</b>
Item 1. Currency .....	70
Item 2. Demand Deposits.....	71
Item 3. Time Deposits & Foreign Currency Deposits .....	72
Item 4. Foreign Deposits .....	73
Item 5. Government Deposits .....	74
Item 6. Reserves against Deposits .....	75
Item 7. Deposits with Central Bank Other than Reserve Requirements .....	76
Item 8. Central Bank Securities .....	77
Item 9. Accommodations from Central Bank .....	78
Item 10. Interbank Claims.....	79

Item 11. Loans by Financial Institutions.....	80
Item 12. Repurchase Agreements .....	81
Item 13. Loans by Nonfinancial Institutions.....	82
Item 14. Short-term Securities .....	83
Item 15. Government Securities .....	84
Item 16. Domestic Corporate Bonds.....	85
Item 17. Bank Debentures.....	86
Item 18. Mutual Funds.....	87
Item 19. Shares .....	88
Item 20. Other Equities .....	89
Item 21. Life Insurance Reserves.....	90
Item 22. Pension Fund Reserves.....	91
Item 23. Accounts Receivable/Payable.....	92
Item 24. Outward Direct Investment.....	93
Item 25. Outward Securities Investment and Issuance .....	94
Item 26. Reserve Assets of Central Bank .....	95
<b>Explanatory Notes of Flow of Funds.....</b>	<b>104</b>

## 民國102年資金流量概況

102年隨國內外需求回溫，商業活動往來活絡，帶動商業授（受）信及銀行放款明顯擴增；隨股市增溫及國內銀行開辦人民幣存款，國人活期性存款及外匯存款大幅增加，而國內股權投資及對外投資亦多呈增加。

在資產配置上，隨台股上揚推升企業市值，國內各部門上市上櫃公司股權投資比重多見上升；而存、放款及商業授信雖較去年底成長，惟增幅不及上市櫃股權投資，致比重多呈下滑；對外投資方面，企業對外直接投資比重續揚，壽險公司則持續增持國外證券，惟因美國量化寬鬆減碼影響新興市場及債券基金表現，使家庭部門持有海外基金縮減，而致國外證券投資比重下滑。

### 一、資金來源與用途分析

#### （一）國內非金融部門

102年國內非金融部門（包括家庭及非營利團體、公民營企業及政府）主要資金來源及用途<sup>1</sup>均較上年增加，在資金用途增額較大下，金融性投資淨額（資金用途扣除資金來源）由上年1兆5,414億元擴增至1兆9,089億元，年成長23.84%（見表1）。

本（102）年主要資金來源為3兆1,646億元，較上年增加1兆967億元，主要係應付及預收款、其他企業權益發行及借款較上年明顯增加所致。本年企業產銷活動轉旺，加以房市景氣看好，建商積極推案，帶動商業往來頻繁，使得商業受信（應付及預收款）明顯擴增；而受惠景氣好轉，製造業及不動產業者增資及新設公司較多，亦使得其他企業權益發行較上年增加；至於借款，雖政府因第四代行動通訊（4G）釋照，國庫收入增加1,186.5億元，而減少向金融部門借款，然在房地產市場交易活絡及車市買氣佳下，推升家庭部門購置住宅及汽

---

<sup>1</sup> 資金來源與資金用途資料為當期交易流量，不含價值變動及其他變動（如制度改變、天災等所造成之變動）。本文之主要資金來源或用途係不含其他國內、外債權債務淨額。

車貸款，致本年借款亦較上年增加。

表1 國內非金融部門之主要資金來源與用途

單位：新台幣億元

項 目	102年	101年	變動數
<b>資金來源</b>	<b>31,646</b>	<b>20,679</b>	<b>10,967</b>
<b>1. 借款</b>	<b>7,405</b>	<b>4,373</b>	<b>3,033</b>
金融部門借款	8,392	5,229	3,163
非金融部門借款	-986	-856	-130
<b>2. 國內有價證券發行</b>	<b>13,219</b>	<b>9,764</b>	<b>3,455</b>
短期票券	1,490	2,513	-1,023
政府債券	3,033	3,054	-21
國內公司債	2,594	2,616	-22
上市上櫃公司股權	946	516	430
其他企業權益	5,157	1,066	4,091
<b>3. 其他</b>	<b>11,021</b>	<b>6,541</b>	<b>4,479</b>
國外證券發行	-301	310	-611
應付及預收款	11,322	6,232	5,090
<b>資金用途</b>	<b>50,735</b>	<b>36,092</b>	<b>14,642</b>
<b>1. 存款</b>	<b>11,868</b>	<b>7,608</b>	<b>4,260</b>
活期性存款	9,396	6,665	2,731
定期性及外匯存款	7,398	4,240	3,158
國外存款	-4,364	-3,044	-1,320
政府存款	-562	-253	-309
<b>2. 國內有價證券投資</b>	<b>5,433</b>	<b>2,748</b>	<b>2,685</b>
短期票券	-4	137	-141
政府債券	318	-20	338
國內公司債	81	186	-105
金融債券	207	-185	392
共同基金	-432	622	-1,054
上市上櫃公司股權	855	436	419
其他企業權益	4,408	1,572	2,836
<b>3. 其他</b>	<b>33,434</b>	<b>25,736</b>	<b>7,697</b>
通貨	1,255	917	338
附條件交易	-1,817	-1,997	179
非金融部門放款	-532	147	-679
對外直接投資	4,028	3,257	771
國外證券投資	379	961	-582
人壽保險準備與退休基金準備	18,672	16,264	2,408
應收及預付款	11,450	6,188	5,262
<b>金融性投資淨額 (= 資金用途 - 資金來源)</b>	<b>19,089</b>	<b>15,414</b>	<b>3,675</b>

註：本表細項加總因四捨五入，或與總數未盡相符。

資料來源：資金流量表。

主要資金用途方面，本年為5兆735億元，較上年增加1兆4,642億元，主要來自應收及預付款、存款、其他企業權益投資，以及人壽保險準備與退休基金準備之增加。其中，企業擴大三角貿易規模推升商業授信（應收及預付款）；而股市增溫，以及本年2月國內銀行開辦人民幣業務，積極吸收人民幣存款，使得活期性存款及外匯存款較去年底大幅增加；隨企業增資，家庭部門持有其他企業權益擴增；此外，人壽保險準備與退休基金準備在國人重視保險與退休理財規劃下續增。

## （二）國內金融部門

102年國內金融部門（包括中央銀行、其他貨幣機構、保險公司及退休基金、其他金融機構）之資金來源與用途均較上年為高，惟資金來源增額較大，致金融性投資淨額由上年2,345億元轉為負3,064億元（見表2）。

本年主要資金來源為6兆207億元，較上年大幅增加2兆8,323億元，主要為台股市況佳推升活期性存款，以及銀行積極吸收人民幣存款致外匯存款大幅增加；此外，銀行因資金調度需求而增加國外短期借款，致借款擴增較多。至於其他來源，除人壽保險準備及退休基金準備持續擴增外，國內股權發行（含上市上櫃公司股權及其他企業權益）亦較上年為高，係政府鼓勵金控公司「打亞洲盃」，因應海外拓點，以及擴大規模以取得參股或購併之合理談判空間之需，金控業者積極辦理現金增資。

主要資金用途方面，本年為5兆7,142億元，亦較上年明顯增加2兆2,914億元，主要因銀行收受人民幣存款大幅成長，在轉存國外聯行下，致國外存款大幅增加；此外，由於房市活絡且貿易回溫，帶動個人及企業資金需求，再加上中國大陸限縮信用，使得台商轉向OBU借款，致本年銀行放款明顯擴增。至於國內金融部門間相互債權亦增加，主要因銀行收受活期性存款明顯成長，使得應提準備金增加，以及增持中央銀行定存單所致。然而，本年國外證券投資雖在壽險公司持續增持海外債券下仍呈增加，惟增額卻較上年為低。



表2 國內金融部門之主要資金來源與用途

單位：新台幣億元

項 目	102年	101年	變動數
<b>資金來源</b>	<b>60,207</b>	<b>31,884</b>	<b>28,323</b>
1. 國內金融部門間相互債務 <sup>1</sup>	5,659	-1,597	7,256
2. 通貨與存款	26,750	14,069	12,681
通貨	1,185	1,169	15
活期性存款	10,471	6,221	4,250
定期性及外匯存款	15,656	6,931	8,725
政府存款	-562	-253	-309
3. 借款	6,046	-612	6,658
金融部門借款	1,191	824	367
非金融部門借款	5,082	423	4,660
附條件交易	-227	-1,859	1,632
4. 國內有價證券發行	3,081	3,686	-605
短期票券	266	358	-92
國內公司債	-136	69	-205
金融債券	77	1,217	-1,140
共同基金	1,035	1,084	-49
上市上櫃公司股權	730	332	397
其他企業權益	1,110	626	484
5. 其他	18,672	16,339	2,333
人壽保險準備	15,823	13,650	2,173
退休基金準備	2,849	2,613	236
國外證券發行	—	75	-75
<b>資金用途</b>	<b>57,142</b>	<b>34,229</b>	<b>22,914</b>
1. 國內金融部門間相互債權 <sup>1</sup>	5,659	-1,597	7,256
2. 存款	12,206	633	11,573
活期性存款	1,189	-337	1,527
定期性及外匯存款	479	2,187	-1,707
國外存款	10,538	-1,216	11,754
3. 放款	15,213	6,293	8,920
金融部門放款	14,974	6,336	8,637
附條件交易	239	-43	282
4. 國內有價證券投資	9,960	10,970	-1,011
短期票券	1,760	2,733	-974
政府債券	2,986	3,479	-493
國內公司債	2,412	2,333	79
金融債券	-220	1,368	-1,588
共同基金	1,482	464	1,019
上市上櫃公司股權	286	146	140
其他企業權益	1,252	447	805
5. 其他	14,104	17,929	-3,825
通貨	-70	252	-322
對外直接投資	224	635	-411
國外證券投資	10,581	12,456	-1,876
中央銀行準備資產	3,369	4,586	-1,216
<b>金融性投資淨額 (= 資金用途 - 資金來源)</b>	<b>-3,064</b>	<b>2,345</b>	<b>-5,409</b>

註： 1. 包含準備性存款、非準備存款、中央銀行單券、中央銀行融通及金融機構同業往來。

2. 本表細項加總因四捨五入，或與總數未盡相符。

資料來源：資金流量表。

### (三) 國外部門

102年國外部門之主要資金用途續低於資金來源，金融性負投資淨額由上年之1兆7,759億元略減為1兆6,025億元（見表3），國內全體部門資金仍呈淨流出。

表3 國外部門之主要資金來源與用途

單位：新台幣億元

項 目	102年	101年	變動數
<b>資金來源</b>	<b>30,327</b>	<b>17,864</b>	<b>12,463</b>
<b>1. 存款</b>	<b>6,174</b>	<b>-4,260</b>	<b>10,434</b>
<b>2. 借款</b>	<b>5,403</b>	<b>282</b>	<b>5,121</b>
金融部門借款	5,391	283	5,108
非金融部門借款	-18	-1	-16
附條件交易	30	—	30
<b>3. 其他</b>	<b>18,749</b>	<b>21,842</b>	<b>-3,093</b>
直接投資	4,252	3,892	360
證券投資 <sup>1</sup>	10,960	13,417	-2,457
中央銀行準備資產	3,369	4,586	-1,216
應付及預收款	168	-53	221
<b>資金用途</b>	<b>14,302</b>	<b>106</b>	<b>14,197</b>
<b>1. 存款</b>	<b>7,665</b>	<b>398</b>	<b>7,266</b>
活期性存款	-114	-106	-8
定期性及外匯存款	7,779	504	7,275
<b>2. 放款</b>	<b>5,991</b>	<b>-400</b>	<b>6,392</b>
金融部門與非金融部門放款	4,611	-581	5,192
附條件交易	1,381	181	1,200
<b>3. 國內有價證券投資</b>	<b>907</b>	<b>-268</b>	<b>1,175</b>
政府債券	-271	-405	134
國內公司債	-35	165	-200
金融債券	89	34	55
共同基金	-15	-2	-14
上市上櫃公司股權	534	267	267
其他企業權益	606	-327	933
<b>4. 其他</b>	<b>-261</b>	<b>376</b>	<b>-637</b>
國外證券投資 <sup>2</sup>	-301	385	-686
應收及預付款	40	-9	49
<b>金融性投資淨額 (= 資金用途 - 資金來源)</b>	<b>-16,025</b>	<b>-17,759</b>	<b>1,734</b>

註：1.指在國外發行之有價證券。

2.指國內部門在海外發行之有價證券。

3.本表細項加總因四捨五入，或與總數未盡相符。

資料來源：資金流量表。

本年主要資金來源為3兆327億元，較上年增加1兆2,463億元，主要係收受國內銀行轉存款增加，以及海外台商增加對OBU借款。此外，雖國內資金持續外流仍以國外證券投資居冠，惟增幅不及上年。至於資金用途為1兆4,302億元，較上年大幅增加1兆4,197億元，主要係因應海外台商外幣貸款需求，國內銀行自國外聯行引進資金，並向國外金融同業拆借，使得國外部門在台存款與對國內金融機構放款明顯增加。

## 二、金融性資產與負債配置分析

### （一）國內非金融部門

102年底國內非金融部門之金融性資產<sup>2</sup>總額達108兆2,867億元（見表4），較上年底增加8.86%。資產配置上，以其他資產<sup>3</sup>比重最高，達41.38%，略高於上年底之40.83%。其中，國人重視保險及提早規劃退休準備，使得人壽保險準備及退休基金準備比重持續走高；另由於企業持續海外布局，應收及預付款穩定成長。然而本年因美國量化寬鬆（QE）減碼疑慮，新興市場及債券基金普遍表現不佳，使得國內資金透過銀行特定金錢信託投資國外基金減少，市值亦下滑，致國外證券投資比重略降。

至於國內有價證券投資，其比重則自上年底之26.55%上升至27.15%，主要反映本年底我國集中及店頭市場股價指數皆較上年底收高，致以市價表示之上市上櫃公司股權投資比重呈現上揚。此外，雖本年因台股市況佳及開辦人民幣存款，帶動國人活期性與定期性及外匯存款增加，惟存款占金融性資產總額比重仍由上年底之32.62%降至31.49%。

---

<sup>2</sup> 係以市價表達。

<sup>3</sup> 含對外投資、人壽保險準備與退休基金準備，以及應收及預付款等。

表4 國內非金融部門之金融性資產與負債配置

單位：新台幣億元

項 目	102年		101年	
	金額	比重(%)	金額	比重(%)
<b>資產</b>	<b>1,082,867</b>	<b>100.00</b>	<b>994,705</b>	<b>100.00</b>
<b>1. 存款</b>	<b>340,945</b>	<b>31.49</b>	<b>324,431</b>	<b>32.62</b>
活期性存款	133,998	12.37	124,602	12.53
定期性及外匯存款	179,604	16.59	172,206	17.31
國外存款	18,497	1.71	18,215	1.83
政府存款	8,846	0.82	9,408	0.95
<b>2. 國內有價證券投資</b>	<b>293,877</b>	<b>27.15</b>	<b>264,089</b>	<b>26.55</b>
短期票券	928	0.09	933	0.09
政府債券	1,058	0.10	740	0.07
國內公司債	1,577	0.15	1,496	0.15
金融債券	865	0.08	657	0.07
共同基金	14,695	1.36	15,127	1.52
上市上櫃公司股權	133,202	12.30	115,650	11.63
其他企業權益	141,552	13.07	129,486	13.02
<b>3. 其他資產</b>	<b>448,046</b>	<b>41.38</b>	<b>406,186</b>	<b>40.83</b>
對外直接投資	69,161	6.39	63,186	6.35
國外證券投資	27,361	2.53	28,289	2.84
人壽保險準備與退休基金準備	164,745	15.21	146,074	14.69
應收及預付款	132,516	12.24	121,066	12.17
其他 <sup>1</sup>	54,263	5.01	47,571	4.78
<b>負債</b>	<b>793,727</b>	<b>100.00</b>	<b>735,238</b>	<b>100.00</b>
<b>1. 借款</b>	<b>244,619</b>	<b>30.82</b>	<b>237,214</b>	<b>32.26</b>
金融部門借款	233,037	29.36	224,646	30.55
非金融部門借款	11,582	1.46	12,568	1.71
<b>2. 國內有價證券發行</b>	<b>421,795</b>	<b>53.13</b>	<b>378,383</b>	<b>51.48</b>
短期票券	9,623	1.21	8,134	1.11
政府債券	54,241	6.83	51,295	6.98
國內公司債	16,687	2.10	14,093	1.92
上市上櫃公司股權	225,337	28.39	197,014	26.80
其他企業權益	115,907	14.60	107,848	14.67
<b>3. 其他負債</b>	<b>127,313</b>	<b>16.04</b>	<b>119,641</b>	<b>16.27</b>
國外證券發行	1,388	0.17	1,511	0.21
應付及預收款	120,912	15.23	111,455	15.16
其他 <sup>2</sup>	5,013	0.63	6,675	0.91

註：1.包含持有通貨、放款、附條件交易及其他國內、外債權淨額。

2.包含其他國內、外債務淨額。

3.本表細項加總因四捨五入，或與總數未盡相符。

資料來源：金融性資產負債餘額表。

本年底負債總額<sup>4</sup>為79兆3,727億元，較上年底成長7.96%。負債結構方面，由於上市上櫃公司股權市值隨台股走高而增加，使得國內有價證券發行餘額占負債總額比重自上年底之51.48%明顯升至53.13%；至於借款，雖本年底家庭及企業借款仍呈增加，然在政府受惠4G釋照收入而借款明顯減少下，借款比重自上年底之32.26%降至30.82%。

國內非金融部門之各子部門金融性資產與負債配置情形，分別概述如下：

### 1. 家庭部門

102年底家庭部門（包括家庭及非營利團體，以下簡稱家庭部門）之金融性資產總額為73兆6,842億元（見表5），較上年底增加7.50%，主要來自國人增加國內有價證券投資，以及增持人壽保險準備及退休基金準備。

資產配置上，人壽保險準備及退休基金準備逐年成長，占金融性資產總額比重由上年底之21.31%持續升至本年底之22.36%。此外，在台股指數走升下，國人股權投資增加，益以市價表達之國內股權價值回升，致國內有價證券投資比重自上年底23.40%上揚至24.65%，然而因新興市場及債券基金表現不佳，致國外證券投資比重自上年底4.02%下滑至3.59%；至於存款，雖仍呈成長，惟幅度不及股權投資與人壽保險準備及退休基金準備，致所占比重自上年底之39.66%下滑至38.53%。

負債方面，本年底家庭部門負債總額為13兆3,540億元，較上年底增加7.51%，主要因房地產市場交易活絡，推升購置住宅貸款及應付房地款；此外，本年各大車廠因應五期環保法規推出改款新車，以及換車年限屆至帶動需求，激勵車市買氣，致汽車貸款明顯增加。在配置結構上，逾9成集中於向金融部門借款。

---

<sup>4</sup> 依據國際貨幣基金（IMF）之標準，資金流量統計之餘額表，係以各項金融性資產及負債來呈現各經濟部門間之債權債務關係，而企業權益（Equity）為項目之一，若與一般會計報表比較，則資金流量統計之負債將包括一般會計之負債及企業權益。

表5 家庭部門之金融性資產與負債配置

單位：新台幣億元

項 目	102年		101年	
	金額	比重(%)	金額	比重(%)
<b>資產</b>	<b>736,842</b>	<b>100.00</b>	<b>685,453</b>	<b>100.00</b>
<b>1. 存款</b>	<b>283,879</b>	<b>38.53</b>	<b>271,877</b>	<b>39.66</b>
活期性存款	110,237	14.96	104,292	15.21
定期性及外匯存款	155,168	21.06	149,416	21.80
國外存款	18,473	2.51	18,170	2.65
<b>2. 國內有價證券投資</b>	<b>181,552</b>	<b>24.65</b>	<b>160,353</b>	<b>23.40</b>
短期票券	361	0.05	308	0.04
政府債券	559	0.08	528	0.08
國內公司債	1,231	0.17	1,069	0.16
金融債券	674	0.09	478	0.07
共同基金	10,353	1.41	10,732	1.57
上市上櫃公司股權	90,553	12.29	78,594	11.47
其他企業權益	77,821	10.56	68,644	10.01
<b>3. 其他資產</b>	<b>271,411</b>	<b>36.84</b>	<b>253,223</b>	<b>36.94</b>
對外直接投資	14,567	1.98	15,823	2.31
國外證券投資	26,456	3.59	27,565	4.02
人壽保險準備與退休基金準備	164,745	22.36	146,074	21.31
應收及預付款	29,676	4.03	27,892	4.07
其他 <sup>1</sup>	35,965	4.88	35,869	5.23
<b>負債</b>	<b>133,540</b>	<b>100.00</b>	<b>124,209</b>	<b>100.00</b>
<b>1. 借款</b>	<b>127,139</b>	<b>95.21</b>	<b>119,321</b>	<b>96.06</b>
金融部門借款	125,923	94.30	118,011	95.01
非金融部門借款	1,216	0.91	1,310	1.05
<b>2. 其他負債</b>	<b>6,401</b>	<b>4.79</b>	<b>4,888</b>	<b>3.93</b>
應付及預收款	6,401	4.79	4,888	3.93

註：1.包含持有通貨、放款、附條件交易及其他國內、外債權淨額。

2.本表細項加總因四捨五入，或與總數未盡相符。

資料來源：金融性資產負債餘額表。

## 2. 企業部門

本年底企業部門之金融性資產總額為29兆5,340億元（見表6），較去年底增加14.44%，主要來自應收及預付款、對外直接投資、股權投資（含上市上櫃股權及其他企業權益），以及存款的增加。

表6 企業部門之金融性資產與負債配置

單位：新台幣億元

項 目	102年		101年	
	金額	比重(%)	金額	比重(%)
<b>資產</b>	<b>295,340</b>	<b>100.00</b>	<b>258,064</b>	<b>100.00</b>
<b>1. 存款</b>	<b>48,220</b>	<b>16.33</b>	<b>43,145</b>	<b>16.72</b>
活期性存款	23,760	8.05	20,310	7.87
定期性及外匯存款	24,436	8.27	22,790	8.83
國外存款	24	0.01	45	0.02
<b>2. 國內有價證券投資</b>	<b>73,869</b>	<b>25.01</b>	<b>65,605</b>	<b>25.43</b>
短期票券	567	0.19	624	0.24
政府債券	14	0.00	22	0.01
國內公司債	346	0.12	427	0.17
金融債券	190	0.06	180	0.07
共同基金	4,159	1.41	4,297	1.67
上市上櫃公司股權	34,727	11.76	30,178	11.69
其他企業權益	33,865	11.47	29,876	11.58
<b>3. 其他資產</b>	<b>173,251</b>	<b>58.66</b>	<b>149,314</b>	<b>57.85</b>
對外直接投資	54,593	18.48	47,363	18.35
國外證券投資	904	0.31	724	0.28
應收及預付款	102,840	34.82	93,174	36.10
其他 <sup>1</sup>	14,913	5.05	8,053	3.12
<b>負債</b>	<b>589,724</b>	<b>100.00</b>	<b>542,272</b>	<b>100.00</b>
<b>1. 借款</b>	<b>102,450</b>	<b>17.38</b>	<b>100,719</b>	<b>18.57</b>
金融部門借款	92,510	15.69	89,933	16.58
非金融部門借款	9,939	1.69	10,786	1.99
<b>2. 國內有價證券發行</b>	<b>367,554</b>	<b>62.32</b>	<b>327,089</b>	<b>60.32</b>
短期票券	9,623	1.63	8,134	1.50
國內公司債	16,687	2.83	14,093	2.60
上市上櫃公司股權	225,337	38.21	197,014	36.33
其他企業權益	115,907	19.65	107,848	19.89
<b>3. 其他負債</b>	<b>119,720</b>	<b>20.31</b>	<b>114,465</b>	<b>21.11</b>
國外證券發行	1,388	0.24	1,511	0.28
應付及預收款	114,512	19.42	106,567	19.65
其他 <sup>2</sup>	3,821	0.65	6,387	1.18

註：1.包含持有通貨、放款、附條件交易及其他國內、外債權淨額。

2.包含其他國內、外債務淨額。

3.本表細項加總因四捨五入，或與總數未盡相符。

資料來源：金融性資產負債餘額表。

金融性資產配置上，由於企業持續布局海外，並擴大三角貿易規模，使對外直接投資與應收及預付款兩者合計比重逾5成；此外，企業策略持股或轉投資增加，以及本年底台股指數走升，致以市價表示之上市上櫃公司股權及其他企

業權益投資均見成長，使國內有價證券投資占金融性資產總額比重達25.01%；而隨企業營收增加，金融機構存款亦明顯成長，惟比重略較上年下滑，為16.33%。

本年底企業部門之負債總額為58兆9,724億元，較去年底增加8.75%，主要為上市上櫃公司之股權市值擴增所致。在各項負債中，以國內有價證券發行占負債總額比重最高，且因本年股價走升，明顯拉高上市上櫃公司股權比重，加以公民營企業因國內市場利率續處低檔而增發債、票券籌資，致比重由去年底之60.32%揚升至62.32%。至於商業受信（應付及預收款）及企業借款，雖因企業產銷活動活絡及營運週轉需求仍呈成長，然在增幅不及國內有價證券發行下，所占比重分別降至19.42%及17.38%。

### 3. 政府部門

102年底政府部門之金融性資產總額為5兆686億元（見表7），較去年底減少0.98%，主要係公營事業因採行國際財務報導準則（International Financial Reporting Standards, IFRSs）認列相關負債準備，而拉低淨值，反映於政府持有其他企業權益下滑，抵銷上市上櫃公司股權之市值增加。此外，本年公債還本付息增加及政府積極調節資金，致存款減少。在資產結構上，仍以國內有價證券投資占金融性資產總額達75.87%最高，以持有公營事業權益為主；其次為存款占17.45%。

本年底政府部門之負債總額為7兆463億元，較去年底增加2.48%，主要係政府財政仍呈赤字，加上債務還本之需，致政府債券發行餘額持續走高，占負債總額比重由去年底之74.60%攀升至本年底之76.98%；至於向金融部門借款，本年受惠4G釋照，國庫收入增加而減少借款，比重由24.98%明顯降至21.34%。



表7 政府部門之金融性資產與負債配置

單位：新台幣億元

項 目	102年		101年	
	金額	比重(%)	金額	比重(%)
<b>資產</b>	<b>50,686</b>	<b>100.00</b>	<b>51,188</b>	<b>100.00</b>
<b>1. 存款</b>	<b>8,846</b>	<b>17.45</b>	<b>9,408</b>	<b>18.38</b>
政府存款	8,846	17.45	9,408	18.38
<b>2. 國內有價證券投資</b>	<b>38,456</b>	<b>75.87</b>	<b>38,131</b>	<b>74.49</b>
政府債券	485	0.96	189	0.37
共同基金	183	0.36	98	0.19
上市上櫃公司股權	7,922	15.63	6,878	13.44
其他企業權益	29,866	58.92	30,966	60.49
<b>3. 其他資產<sup>1</sup></b>	<b>3,384</b>	<b>6.68</b>	<b>3,649</b>	<b>7.13</b>
<b>負債</b>	<b>70,463</b>	<b>100.00</b>	<b>68,757</b>	<b>100.00</b>
<b>1. 借款</b>	<b>15,030</b>	<b>21.34</b>	<b>17,174</b>	<b>24.98</b>
金融部門借款	14,604	20.73	16,701	24.29
非金融部門借款	426	0.61	473	0.69
<b>2. 政府債券發行</b>	<b>54,241</b>	<b>76.98</b>	<b>51,295</b>	<b>74.60</b>
<b>3. 其他負債<sup>2</sup></b>	<b>1,192</b>	<b>1.69</b>	<b>288</b>	<b>0.42</b>

註：1.包含持有通貨、放款、附條件交易及其他國內、外債權淨額。

2.包含其他國內、外債務淨額。

3.本表細項加總因四捨五入，或與總數未盡相符。

資料來源：金融性資產負債餘額表。

## (二) 國內金融部門

102年底國內金融部門之金融性資產總額為87兆1,491億元（見表8），較上年底增加9.34%。資產配置仍以放款居冠，主要因房市活絡，對國人購置不動產放款及對不動產業放款明顯增加，惟因成長幅度不及存款與國內有價證券投資，致占金融性資產比重由去年底之32.99%降至31.93%。其次為國內有價證券投資，本年底所占比重升至20.36%，主要係台股走升及企業獲利增加，使持有上市上櫃公司股權市值及其他企業權益走高，加以銀行增持公司債與短期票券，以及壽險公司增持共同基金所致。至於國外證券投資，在壽險公司大幅增持國外債券下，比重明顯上揚至11.74%。

表8 國內金融部門之金融性資產與負債配置

單位：新台幣億元

項 目	102年		101年	
	金額	比重(%)	金額	比重(%)
<b>資產</b>	<b>871,491</b>	<b>100.00</b>	<b>797,059</b>	<b>100.00</b>
1. 國內金融部門間相互債權 <sup>1</sup>	112,735	12.94	107,075	13.43
2. 存款	61,949	7.11	50,465	6.33
活期性存款	8,103	0.93	6,913	0.87
定期性及外匯存款	34,993	4.02	34,514	4.33
國外存款	18,854	2.16	9,038	1.13
3. 放款	278,193	31.93	262,980	32.99
對金融部門放款	8,957	1.03	7,767	0.97
對非金融部門放款	263,850	30.28	250,067	31.37
附條件交易	5,385	0.62	5,146	0.65
4. 國內有價證券投資	177,492	20.36	158,975	19.93
短期票券	11,106	1.27	9,346	1.17
政府債券	52,588	6.03	49,601	6.22
國內公司債	16,460	1.89	14,048	1.76
金融債券	9,302	1.07	9,522	1.19
共同基金	4,891	0.56	3,409	0.43
上市上櫃公司股權	44,623	5.12	38,743	4.86
其他企業權益	38,523	4.42	34,306	4.30
5. 其他資產	241,122	27.67	217,564	27.29
對外直接投資	3,625	0.42	3,275	0.41
國外證券投資	102,297	11.74	86,083	10.80
中央銀行準備資產	126,582	14.52	119,007	14.93
其他 <sup>2</sup>	8,618	0.99	9,200	1.15
<b>負債</b>	<b>895,713</b>	<b>100.00</b>	<b>815,010</b>	<b>100.00</b>
1. 國內金融部門間相互債務 <sup>1</sup>	112,735	12.59	107,075	13.14
2. 存款	398,976	44.54	373,411	45.82
活期性存款	143,947	16.07	133,476	16.38
定期性及外匯存款	246,183	27.48	230,527	28.29
政府存款	8,846	0.99	9,408	1.15
3. 借款	30,949	3.46	24,903	3.06
金融部門借款	8,957	1.00	7,767	0.95
非金融部門借款	11,006	1.23	5,924	0.73
附條件交易	10,985	1.23	11,212	1.38
4. 國內有價證券發行	146,849	16.39	128,749	15.79
短期票券	2,410	0.27	2,145	0.26
國內公司債	1,966	0.22	2,102	0.26
金融債券	10,298	1.15	10,221	1.25
共同基金	19,630	2.19	18,595	2.28
上市上櫃公司股權	35,690	3.98	28,176	3.46
其他企業權益	76,855	8.58	67,509	8.28
5. 其他負債	206,205	23.02	180,872	22.19
國外證券發行	281	0.03	224	0.03
人壽保險準備與退休基金準備	164,745	18.39	146,074	17.92
其他 <sup>3</sup>	41,178	4.60	34,574	4.24

註：1. 包含準備性存款、非準備存款、中央銀行單券、中央銀行融通及金融機構同業往來。

2. 包含持有通貨、應收及預付款，及其他國內、外債權淨額。

3. 包含通貨發行、應付及預收款，及其他國內、外債務淨額。

4. 本表細項加總因四捨五入，或與總數未盡相符。

資料來源：金融性資產負債餘額表。

在負債方面，本年底負債總額為89兆5,713億元，較上年底增加9.90%。其中，以存款占金融性負債總額達44.54%最高，惟低於上年底之45.82%；國內有價證券發行餘額所占比重則自上年底之15.79%升至16.39%，主要係因上市上櫃金融機構股權市值較上年底成長、金控業者為海外拓點積極辦理現金增資，以及銀行與部分投資公司因獲利佳致淨值提高，而推升其他企業權益所致。

### （三）國外部門

102年底國外部門之金融性資產總額為17兆9,254億元（見表9），較上年底擴增19.42%，主要係國內銀行自國外拆借或引進資金，使得國外部門在台存款與對國內金融部門放款明顯成長，其占金融性資產總額比重分別升至18.65%及9.87%。此外，隨國內上市上櫃公司盈餘大幅成長，激勵外資買超台股，惟所占比重略降為46.42%。

本年底負債總額為44兆4,172億元，亦較上年底增加13.42%，主要係國內銀行收受人民幣存款大幅成長而轉存國外聯行，致國外部門收受國內存款明顯增加，占負債總額比重亦由上年底之6.96%揚升至8.41%。在配置上，國外部門之負債（亦即國內全體部門之國外資產），以國人對外投資（含直接與證券投資）及央行準備資產為主，分別占負債總額之45.45%及28.50%。

表9 國外部門之金融性資產與負債配置

單位：新台幣億元

項 目	102年		101年	
	金額	比重(%)	金額	比重(%)
<b>資產</b>	<b>179,254</b>	<b>100.00</b>	<b>150,099</b>	<b>100.00</b>
<b>1. 存款</b>	<b>33,433</b>	<b>18.65</b>	<b>25,768</b>	<b>17.17</b>
活期性存款	1,847	1.03	1,961	1.31
定期性及外匯存款	31,586	17.62	23,807	15.86
<b>2. 放款</b>	<b>17,698</b>	<b>9.87</b>	<b>11,707</b>	<b>7.80</b>
金融部門與非金融部門放款	15,399	8.59	10,788	7.19
附條件交易	2,300	1.28	919	0.61
<b>3. 國內有價證券投資</b>	<b>97,275</b>	<b>54.26</b>	<b>84,069</b>	<b>56.02</b>
政府債券	596	0.33	954	0.64
國內公司債	616	0.34	651	0.43
金融債券	131	0.07	42	0.03
共同基金	43	0.02	59	0.04
上市上櫃公司股權	83,202	46.42	70,797	47.17
其他企業權益	12,687	7.08	11,566	7.71
<b>4. 其他資產</b>	<b>30,848</b>	<b>17.21</b>	<b>28,556</b>	<b>19.03</b>
國外證券投資 <sup>1</sup>	1,091	0.61	1,165	0.78
其他 <sup>2</sup>	29,757	16.60	27,390	18.25
<b>負債</b>	<b>444,172</b>	<b>100.00</b>	<b>391,616</b>	<b>100.00</b>
<b>1. 存款</b>	<b>37,351</b>	<b>8.41</b>	<b>27,252</b>	<b>6.96</b>
<b>2. 借款</b>	<b>31,994</b>	<b>7.21</b>	<b>26,621</b>	<b>6.80</b>
金融部門借款	30,813	6.94	25,421	6.49
非金融部門借款	1,182	0.27	1,199	0.31
<b>3. 其他負債</b>	<b>374,827</b>	<b>84.38</b>	<b>337,742</b>	<b>86.24</b>
直接投資	72,786	16.39	66,460	16.97
證券投資 <sup>3</sup>	129,080	29.06	113,803	29.06
中央銀行準備資產	126,582	28.50	119,007	30.39
其他 <sup>4</sup>	46,378	10.43	38,473	9.82

註： 1.指國內部門在海外發行之有價證券。  
 2.包含應收及預付款，及其他債權淨額。  
 3.指國外部門來台及海外發行之有價證券。  
 4.包含應付及預收款，及其他債務淨額。  
 5.本表細項加總因四捨五入，或與總數未盡相符。

資料來源：金融性資產負債餘額表。

壹、民國90年至  
I. Flow of Funds

民國90年  
Flow of Funds

項 目	家庭及非營利團體 Households & non-profit institutions		企 業 Business				政 府 Government		中央銀行 Central Bank	
	資金用途 Use of Funds	資金來源 Source of Funds	民 營 Private enterprises		公 營 Public enterprises		資金用途 Use of Funds	資金來源 Source of Funds	資金用途 Use of Funds	資金來源 Source of Funds
			Use of Funds	Source of Funds	Use of Funds	Source of Funds				
1. 通貨	56,066	-	-58,549	-	-72	-	5	-	-	-15,792
2. 活期性存款	684,697	-	-83,882	-	-14,520	-	-	-	-	-
3. 定期性存款及外匯存款	-39,734	-	-13,717	-	-27,657	-	-	-	-	-
4. 國外存款	97,956	-	480	-	150	-	-	-	-	-
5. 政府存款	-	-	-	-	-	-	10,663	-	-	-27,548
6. 準備性存款	-	-	-	-	-	-	-	-	-	-113,791
7. 非準備存款	-	-	-	-	-	-	-	-	-	456,471
8. 中央銀行單券	-	-	-	-	-	-	-	-	-	391,335
9. 中央銀行融通	-	-	-	-	-	-	-	-	160,397	-
10. 金融機構同業往來	-	-	-	-	-	-	-	-	-	-
11. 金融機構放款	-	-14,288	-	-134,204	-	19,063	-	82,756	-	-
12. 附條件交易	-275,682	-	-21,852	-14,043	-	-	-	-	-37,860	-
13. 非金融部門放款	-203,282	-20,804	-13,223	-126,171	-1,943	-16,677	-66,556	-9,539	-	-
14. 短期票券	-4,674	-	-19,619	-118,201	-29,913	36,183	-	-	-	-
15. 政府債券	-2,243	-	-356	-	10	-	-	382,695	-	-
16. 國內公司債	-5,574	-	-1,206	57,777	-3	41,535	-	-	-	-
17. 金融債券	14,367	-	2,973	-	-1,946	-	-	-	-	-
18. 共同基金	471,079	-	46,083	-	34,236	-	-	-	-	-
19. 上市上櫃公司股權	27,474	-	7,323	57,087	10	-	3,885	-	-	-
20. 其他企業權益	55,034	-	20,974	-248,576	14	12,703	12,548	-	193	-
21. 人壽保險準備	427,132	-	-	-	-	-	-	-	-	-
22. 退休基金準備	43,026	-	-	-	-	-	-	-	-	-
23. 應收、應付款	112,484	-1,864	-627,462	-206,193	-15,577	-119,563	-	-	-	-
24. 對外直接投資	19,241	-	141,253	-	291	-	-	-	-	-
25. 國外證券	213,483	-	18,477	-7,828	-	-	-	-	-	-
26. 中央銀行準備資產	-	-	-	-	-	-	-	-	586,531	-
27. 其他債權債務淨額	58,526	-	-382,943	-	17,060	-	-10,330	-	53,150	-
<b>合 計</b>	<b>1,749,375</b>	<b>-36,956</b>	<b>-985,246</b>	<b>-740,351</b>	<b>-39,859</b>	<b>-26,756</b>	<b>-49,786</b>	<b>455,912</b>	<b>762,411</b>	<b>690,675</b>
金融性投資淨額	1,786,331	-	-244,894	-	-13,103	-	-505,697	-	71,736	-

102年資金流量表  
Matrix for 2001-2013

資金流量表  
Matrix for 2001

單位：新台幣百萬元

Millions of N.T.Dollars

金融機構 Financial institutions						國內 全體部門 All domestic sectors		國外 部門 Rest of the world		Items
其他貨幣機構 Other monetary financial institutions		保險公司及退休基金 Insurance companies & pension funds		其他金融機構 Other financial institutions		資金用途 Use of Funds	資金來源 Source of Funds	資金用途 Use of Funds	資金來源 Source of Funds	
資金用途 Use of Funds	資金來源 Source of Funds	資金用途 Use of Funds	資金來源 Source of Funds	資金用途 Use of Funds	資金來源 Source of Funds					
-13,703	—	289	—	172	—	-15,792	-15,792	—	—	1. Currency
9,912	690,378	44,760	—	38,358	—	679,325	690,378	11,053	—	2. Demand deposits
-7,377	293,977	53,833	—	187,911	—	153,259	293,977	140,718	—	3. Time deposits & foreign currency deposits
64,157	—	—	—	-4,646	—	158,097	—	—	158,097	4. Foreign deposits
—	38,298	—	—	—	-87	10,663	10,663	—	—	5. Government deposits
-113,791	—	—	—	—	—	-113,791	-113,791	—	—	6. Reserves against deposits
451,683	—	4,782	—	6	—	456,471	456,471	—	—	7. Deposits with Central Bank other than reserve requirements
388,285	—	—	—	3,050	—	391,335	391,335	—	—	8. Central Bank securities
—	167,397	—	—	—	-7,000	160,397	160,397	—	—	9. Accommodations from Central Bank
37,263	-1,163	—	—	-1,163	37,263	36,100	36,100	—	—	10. Interbank claims
137,673	-19,371	71,865	59,233	55,382	-12,587	264,920	-19,397	—	284,317	11. Loans by financial institutions
-26,539	-62,447	4,190	—	279,643	-1,525	-78,100	-78,015	85	—	12. Repurchase agreements
—	-63,541	—	—	—	7,159	-285,004	-229,573	55,198	-233	13. Loans by nonfinancial institutions
1,485	—	-65,139	—	-35,258	-73,771	-153,118	-155,789	-2,671	—	14. Short-term securities
212,851	—	166,093	—	6,510	—	382,864	382,695	-169	—	15. Government securities
-8,181	—	1,710	—	113,968	1,906	100,714	101,218	504	—	16. Domestic corporate bonds
25,929	110,943	14,283	—	55,337	—	110,943	110,943	—	—	17. Bank debentures
34,215	—	54,476	—	33,374	674,707	673,463	674,707	1,244	—	18. Mutual funds
3,783	5,006	1,413	204	7,535	—	51,423	62,297	10,874	—	19. Shares
2,945	141,487	551	107,508	8,123	79,126	100,382	92,248	-8,134	—	20. Other equities
—	—	—	427,132	—	—	427,132	427,132	—	—	21. Life insurance reserves
—	—	—	43,026	—	—	43,026	43,026	—	—	22. Pension fund reserves
—	—	—	—	—	—	-530,555	-327,620	31,231	-171,704	23. Accounts receivable/payable
20,345	—	—	—	1,153	—	182,283	—	—	182,283	24. Outward direct investment
33,226	—	99,309	—	19,034	—	383,529	-7,828	-7,828	383,529	25. Outward securities investment and issuance
—	—	—	—	—	—	586,531	—	—	586,531	26. Reserve assets of Central Bank
266,350	—	40,370	—	-219,100	—	-176,917	—	-16,798	-193,716	27. Net other assets & liabilities
<b>1,520,510</b>	<b>1,300,964</b>	<b>492,785</b>	<b>637,103</b>	<b>549,388</b>	<b>705,190</b>	<b>3,999,578</b>	<b>2,985,781</b>	<b>215,307</b>	<b>1,229,104</b>	<b>Total</b>
219,546	—	-144,319	—	-155,802	—	1,013,797	—	-1,013,797	—	<i>Net financial investment</i>

民國91年  
Flow of Funds

項 目	家庭及非營利團體 Households & non-profit institutions		企 業 Business				政 府 Government		中央銀行 Central Bank	
	資金用途 Use of Funds	資金來源 Source of Funds	民 營 Private enterprises		公 營 Public enterprises		資金用途 Use of Funds	資金來源 Source of Funds	資金用途 Use of Funds	資金來源 Source of Funds
			資金用途 Use of Funds	資金來源 Source of Funds	資金用途 Use of Funds	資金來源 Source of Funds				
1. 通貨	24,689	-	-23,497	-	37	-	-30	-	-	5,581
2. 活期性存款	566,123	-	16,487	-	-5,701	-	-	-	-	-
3. 定期性存款及外匯存款	-251,299	-	-1,494	-	-9,597	-	-	-	-	-
4. 國外存款	28,759	-	960	-	4	-	-	-	-	-
5. 政府存款	-	-	-	-	-	-	-59,245	-	-	26,455
6. 準備性存款	-	-	-	-	-	-	-	-	-	90,322
7. 非準備存款	-	-	-	-	-	-	-	-	-	231,196
8. 中央銀行單券	-	-	-	-	-	-	-	-	-	994,865
9. 中央銀行融通	-	-	-	-	-	-	-	-	217,102	-
10. 金融機構同業往來	-	-	-	-	-	-	-	-	-	-
11. 金融機構放款	-	-132,007	-	-370,769	-	9,946	-	-208,462	-	-
12. 附條件交易	184,067	-	-24,665	-12,734	-	-	-	-	-	-
13. 非金融部門放款	-174,145	-33,287	-11,987	-173,815	-5	497	-48,562	-4,756	-	-
14. 短期票券	-6,982	-	3,326	-222,992	5,486	-31,930	-	-	-	-
15. 政府債券	4,628	-	-2,695	-	-763	-	-	486,233	-	-
16. 國內公司債	75,066	-	-2,852	101,601	68	46,390	-	-	-	-
17. 金融債券	-13,585	-	1,642	-	200	-	-	-	-	-
18. 共同基金	72,575	-	262,093	-	17,923	-	-	-	-	-
19. 上市上櫃公司股權	48,933	-	12,470	108,986	27	-	7,816	-	-	-
20. 其他企業權益	407,810	-	182,814	232,569	108	23,236	87,080	-	-	-
21. 人壽保險準備	574,898	-	-	-	-	-	-	-	-	-
22. 退休基金準備	48,455	-	-	-	-	-	-	-	-	-
23. 應收、應付款	276,496	-2,753	506,729	954,429	-11,826	2,693	-	-	-	-
24. 對外直接投資	17,580	-	116,409	-	1,353	-	-	-	-	-
25. 國外證券	272,603	-	25,799	30,283	109	-	-	-	-	-
26. 中央銀行準備資產	-	-	-	-	-	-	-	-	1,163,933	-
27. 其他債權債務淨額	11,659	-	-14,947	-	1,725	-	92,879	-	30,600	-
<b>合 計</b>	<b>2,168,331</b>	<b>-168,046</b>	<b>1,046,591</b>	<b>647,559</b>	<b>-853</b>	<b>50,833</b>	<b>79,938</b>	<b>273,015</b>	<b>1,411,635</b>	<b>1,348,419</b>
金融性投資淨額	2,336,377	-	399,032	-	-51,686	-	-193,077	-	63,216	-

資金流量表

Matrix for 2002

單位：新台幣百萬元

Millions of N.T.Dollars

金融機構 Financial institutions						國內 全體部門 All domestic sectors		國外 部門 Rest of the world		Items
其他貨幣機構 Other monetary financial institutions		保險公司及退休基金 Insurance companies & pension funds		其他金融機構 Other financial institutions		資金用途 Use of Funds	資金來源 Source of Funds	資金用途 Use of Funds	資金來源 Source of Funds	
資金用途 Use of Funds	資金來源 Source of Funds	資金用途 Use of Funds	資金來源 Source of Funds	資金用途 Use of Funds	資金來源 Source of Funds					
3,962	-	2,648	-	-2,228	-	5,581	5,581	-	-	1. Currency
-1,548	582,004	-18,461	-	16,543	-	573,443	582,004	8,561	-	2. Demand deposits
-33,842	-170,306	-88,294	-	72,968	-	-311,558	-170,306	141,252	-	3. Time deposits & foreign currency deposits
-151,277	-	-	-	2,144	-	-119,410	-	-	-119,410	4. Foreign deposits
-	-85,764	-	-	-	64	-59,245	-59,245	-	-	5. Government deposits
90,322	-	-	-	-	-	90,322	90,322	-	-	6. Reserves against deposits
230,965	-	218	-	13	-	231,196	231,196	-	-	7. Deposits with Central Bank other than reserve requirements
963,050	-	-	-	31,815	-	994,865	994,865	-	-	8. Central Bank securities
-	217,102	-	-	-	-	217,102	217,102	-	-	9. Accommodations from Central Bank
-12,450	-2,910	-	-	-2,910	-12,450	-15,360	-15,360	-	-	10. Interbank claims
-586,155	5,221	-895	43,627	-72,851	80,457	-659,901	-571,987	-	-87,915	11. Loans by financial institutions
-80,351	82,074	23,885	-	54,945	88,533	157,880	157,873	-7	-	12. Repurchase agreements
-	66,411	-	-	-	-411	-234,698	-145,361	88,711	-626	13. Loans by nonfinancial institutions
-235,683	-	39,443	-	-37,729	22,188	-232,139	-232,734	-595	-	14. Short-term securities
49,970	-	328,201	-	106,857	-	486,198	486,233	35	-	15. Government securities
23,603	-	-4,919	-	107,892	50,724	198,859	198,715	-144	-	16. Domestic corporate bonds
-6,723	174,692	41,737	-	151,420	-	174,692	174,692	-	-	17. Bank debentures
18,020	-	24,983	-	23,927	411,859	419,521	411,859	-7,662	-	18. Mutual funds
3,863	-7,837	2,050	-	10,215	-41	85,372	101,108	15,736	-	19. Shares
18,226	366,622	4,650	12,885	60,952	174,498	761,640	809,810	48,170	-	20. Other equities
-	-	-	574,898	-	-	574,898	574,898	-	-	21. Life insurance reserves
-	-	-	48,455	-	-	48,455	48,455	-	-	22. Pension fund reserves
-	-	-	-	-	-	771,399	954,370	49,754	-133,217	23. Accounts receivable/payable
7,075	-	-	-	24,062	-	166,479	-	-	166,479	24. Outward direct investment
36,546	-	164,200	-	34,650	78,554	533,907	108,837	108,837	533,907	25. Outward securities investment and issuance
-	-	-	-	-	-	1,163,933	-	-	1,163,933	26. Reserve assets of Central Bank
-188,435	-	-125,962	-	154,560	-	-37,921	-	-4,243	-42,164	27. Net other assets & liabilities
<b>149,138</b>	<b>1,227,308</b>	<b>393,484</b>	<b>679,865</b>	<b>737,245</b>	<b>893,974</b>	<b>5,985,510</b>	<b>4,952,927</b>	<b>448,404</b>	<b>1,480,987</b>	<b>Total</b>
-1,078,170	-	-286,380	-	-156,729	-	1,032,583	-	-1,032,583	-	<i>Net financial investment</i>



民國92年  
Flow of Funds

項 目	家庭及非營利團體 Households & non-profit institutions		企 業 Business				政 府 Government		中央銀行 Central Bank	
	資金用途 Use of Funds	資金來源 Source of Funds	民 營 Private enterprises		公 營 Public enterprises		資金用途 Use of Funds	資金來源 Source of Funds	資金用途 Use of Funds	資金來源 Source of Funds
			Use of Funds	Source of Funds	Use of Funds	Source of Funds				
1. 通貨	58,032	—	21,730	—	-46	—	20	—	—	86,611
2. 活性存款	879,769	—	91,550	—	365	—	—	—	—	—
3. 定期存款及外匯存款	-104,903	—	109,062	—	-1,605	—	—	—	—	—
4. 國外存款	-20,115	—	-55	—	-18	—	—	—	—	—
5. 政府存款	—	—	—	—	—	—	39,542	—	—	16,381
6. 準備性存款	—	—	—	—	—	—	—	—	—	-35,797
7. 非準備存款	—	—	—	—	—	—	—	—	—	214,401
8. 中央銀行單券	—	—	—	—	—	—	—	—	—	1,044,380
9. 中央銀行融通	—	—	—	—	—	—	—	—	135,871	—
10. 金融機構同業往來	—	—	—	—	—	—	—	—	—	—
11. 金融機構放款	—	460,486	—	-72,948	—	-14,530	—	-7,711	-2,040	—
12. 附條件交易	-72,447	—	8,459	5,461	—	—	1,236	—	—	—
13. 非金融部門放款	9,812	-15,023	2,891	-47,832	-245	11,901	-14,267	-4,398	—	—
14. 短期票券	-1,870	—	19,655	-57,993	3,937	-25,636	—	—	—	—
15. 政府債券	12,709	—	-3,609	—	4,722	—	76	248,933	—	—
16. 國內公司債	-28,195	—	-4,655	108,817	-384	31,778	—	—	—	—
17. 金融債券	35,658	—	-4,933	—	2,522	—	—	—	—	—
18. 共同基金	367,053	—	124,910	—	-23,965	—	—	—	—	—
19. 上市上櫃公司股權	50,260	—	19,489	89,289	19	2,410	5,768	—	—	—
20. 其他企業權益	-88,917	—	-41,066	-225,687	-22	-33,036	-19,167	—	—	—
21. 人壽保險準備	653,604	—	—	—	—	—	—	—	—	—
22. 退休基金準備	90,061	—	—	—	—	—	—	—	—	—
23. 應收、應付款	-142,896	-82,918	8,429	-56,157	19,144	53,006	—	—	—	—
24. 對外直接投資	25,264	—	160,347	—	-973	—	—	—	—	—
25. 國外證券	624,533	—	7,191	104,438	-104	—	—	—	—	—
26. 中央銀行準備資產	—	—	—	—	—	—	—	—	1,276,632	—
27. 其他債權債務淨額	344,371	—	-284,192	—	-53,800	—	-159,157	—	19,880	—
<b>合 計</b>	<b>2,691,783</b>	<b>362,546</b>	<b>235,202</b>	<b>-152,613</b>	<b>-50,454</b>	<b>25,894</b>	<b>-145,949</b>	<b>236,824</b>	<b>1,430,343</b>	<b>1,325,976</b>
金融性投資淨額	2,329,237	—	387,815	—	-76,348	—	-382,773	—	104,367	—

資金流量表

Matrix for 2003

單位：新台幣百萬元

Millions of N.T.Dollars

金融機構 Financial institutions						國內 全體部門 All domestic sectors		國外 部門 Rest of the world		Items
其他貨幣機構 Other monetary financial institutions		保險公司及退休基金 Insurance companies & pension funds		其他金融機構 Other financial institutions		資金用途 Use of Funds	資金來源 Source of Funds	資金用途 Use of Funds	資金來源 Source of Funds	
資金用途 Use of Funds	資金來源 Source of Funds	資金用途 Use of Funds	資金來源 Source of Funds	資金用途 Use of Funds	資金來源 Source of Funds					
5,684	-	-2,905	-	4,097	-	86,611	86,611	-	-	1. Currency
11,843	1,102,720	13,858	-	57,966	-	1,055,351	1,102,720	47,369	-	2. Demand deposits
44,452	217,341	-11,027	-	-95,538	-	-59,560	217,341	276,901	-	3. Time deposits & foreign currency deposits
37,011	-	-	-	5,113	-	21,936	-	-	21,936	4. Foreign deposits
-	23,146	-	-	-	15	39,542	39,542	-	-	5. Government deposits
-35,797	-	-	-	-	-	-35,797	-35,797	-	-	6. Reserves against deposits
214,357	-	-45	-	89	-	214,401	214,401	-	-	7. Deposits with Central Bank other than reserve requirements
1,015,740	-	-	-	28,640	-	1,044,380	1,044,380	-	-	8. Central Bank securities
-	135,871	-	-	-	-	135,871	135,871	-	-	9. Accommodations from Central Bank
6,996	3,378	-	-	3,378	6,996	10,374	10,374	-	-	10. Interbank claims
403,868	-12,964	-49,390	-15,390	63,459	36,697	415,897	373,639	-	42,258	11. Loans by financial institutions
-74,791	38,913	26,121	-	182,806	26,906	71,384	71,279	-105	-	12. Repurchase agreements
-	57,301	-	-	-	-3,233	-1,810	-1,283	2,275	1,748	13. Loans by nonfinancial institutions
-72,812	-	24,774	-	-36,012	21,301	-62,328	-62,328	-	-	14. Short-term securities
23,058	-	150,602	-	55,594	-	243,151	248,933	5,782	-	15. Government securities
29,173	-	-4,702	-	177,331	29,082	168,568	169,677	1,109	-	16. Domestic corporate bonds
9,982	163,923	19,399	-	101,295	-	163,923	163,923	-	-	17. Bank debentures
-31,669	-	48,484	-	1,741	487,315	486,554	487,315	761	-	18. Mutual funds
3,545	13,050	3,148	660	14,627	18,029	96,855	123,438	26,582	-	19. Shares
-5,511	46,267	-766	14,079	-13,569	55,319	-169,018	-143,058	25,960	-	20. Other equities
-	-	-	653,604	-	-	653,604	653,604	-	-	21. Life insurance reserves
-	-	-	90,061	-	-	90,061	90,061	-	-	22. Pension fund reserves
-	-	-	-	-	-	-115,323	-86,068	15,144	-14,111	23. Accounts receivable/payable
145	-	-	-	9,162	-	193,945	-	-	193,945	24. Outward direct investment
43,435	-	492,694	-	28,724	35,485	1,196,473	139,923	139,923	1,196,473	25. Outward securities investment and issuance
-	-	-	-	-	-	1,276,632	-	-	1,276,632	26. Reserve assets of Central Bank
15,751	-	-112,811	-	-32,723	-	-262,681	-	90,213	-172,467	27. Net other assets & liabilities
<b>1,644,460</b>	<b>1,788,946</b>	<b>597,432</b>	<b>743,014</b>	<b>556,180</b>	<b>713,912</b>	<b>6,958,997</b>	<b>5,044,498</b>	<b>631,915</b>	<b>2,546,414</b>	<b>Total</b>
-144,486	-	-145,581	-	-157,732	-	1,914,499	-	-1,914,499	-	<i>Net financial investment</i>

民國93年  
Flow of Funds

項 目	家庭及非營利團體 Households & non-profit institutions		企 業 Business				政 府 Government		中央銀行 Central Bank	
	資金用途 Use of Funds	資金來源 Source of Funds	民 營 Private enterprises		公 營 Public enterprises		資金用途 Use of Funds	資金來源 Source of Funds	資金用途 Use of Funds	資金來源 Source of Funds
			資金用途 Use of Funds	資金來源 Source of Funds	資金用途 Use of Funds	資金來源 Source of Funds				
1. 通貨	105,474	-	-41,636	-	134	-	-2	-	-	71,927
2. 活性存款	653,945	-	175,524	-	-2,738	-	-	-	-	-
3. 定期性存款及外匯存款	470,747	-	50,411	-	-9,658	-	-	-	-	-
4. 國外存款	111,153	-	4,980	-	75	-	-	-	-	-
5. 政府存款	-	-	-	-	-	-	-4,413	-	-	21,185
6. 準備性存款	-	-	-	-	-	-	-	-	-	26,802
7. 非準備存款	-	-	-	-	-	-	-	-	-	-180,016
8. 中央銀行單券	-	-	-	-	-	-	-	-	-	570,520
9. 中央銀行融通	-	-	-	-	-	-	-	-	-317,634	-
10. 金融機構同業往來	-	-	-	-	-	-	-	-	-	-
11. 金融機構放款	-	669,793	-	313,083	-	19,292	-	-33,095	-	-
12. 附條件交易	121,656	-	55,409	-5,663	2,800	-	264	-	-	142,194
13. 非金融部門放款	-8,433	11,404	43,079	129,198	-2	10,307	24,325	-655	-	-
14. 短期票券	-974	-	16,932	-51,293	11,454	-3,965	-	-	-	-
15. 政府債券	33,019	-	11,074	-	3,591	-	-15	340,326	-	-
16. 國內公司債	-40,675	-	14,438	-8,173	713	23,976	-	-	-	-
17. 金融債券	-22,046	-	4,941	-	1,353	-	-	-	-	-
18. 共同基金	-382,952	-	141,063	-	1,520	-	25,944	-	-	-
19. 上市上櫃公司股權	31,049	-	12,748	70,068	14	-	4,188	-	-	-
20. 其他企業權益	-78,783	-	-29,835	7,246	-13	-7,566	-18,717	-	-	-
21. 人壽保險準備	725,537	-	-	-	-	-	-	-	-	-
22. 退休基金準備	74,998	-	-	-	-	-	-	-	-	-
23. 應收、應付款	146,349	5,410	661,958	842,637	23,107	-10,751	-	-	-	-
24. 對外直接投資	29,285	-	150,269	-	1,295	-	-	-	-	-
25. 國外證券	387,828	-	5,221	82,596	-73	-	-	-	-	-
26. 中央銀行準備資產	-	-	-	-	-	-	-	-	888,859	-
27. 其他債權債務淨額	-62,920	-	585,270	-	24,301	-	139,283	-	-6,095	-
<b>合 計</b>	<b>2,294,257</b>	<b>686,607</b>	<b>1,861,847</b>	<b>1,379,699</b>	<b>57,873</b>	<b>31,293</b>	<b>170,858</b>	<b>306,577</b>	<b>565,130</b>	<b>652,612</b>
金融性投資淨額	1,607,651	-	482,147	-	26,579	-	-135,719	-	-87,482	-

資金流量表

Matrix for 2004

單位：新台幣百萬元

Millions of N.T.Dollars

金融機構 Financial institutions						國內 全體部門 All domestic sectors		國外 部門 Rest of the world		Items
其他貨幣機構 Other monetary financial institutions		保險公司及退休基金 Insurance companies & pension funds		其他金融機構 Other financial institutions		資金用途 Use of Funds	資金來源 Source of Funds	資金用途 Use of Funds	資金來源 Source of Funds	
資金用途 Use of Funds	資金來源 Source of Funds	資金用途 Use of Funds	資金來源 Source of Funds	資金用途 Use of Funds	資金來源 Source of Funds					
10,284	-	183	-	-2,510	-	71,927	71,927	-	-	1. Currency
1,785	867,835	15,365	-	1,259	-	845,140	867,835	22,695	-	2. Demand deposits
10,274	775,893	140,723	-	-67,378	-	595,119	775,893	180,774	-	3. Time deposits & foreign currency deposits
91,436	-	-	-	-4,124	-	203,520	-	-	203,520	4. Foreign deposits
-	-25,595	-	-	-	-3	-4,413	-4,413	-	-	5. Government deposits
26,802	-	-	-	-	-	26,802	26,802	-	-	6. Reserves against deposits
-180,828	-	801	-	11	-	-180,016	-180,016	-	-	7. Deposits with Central Bank other than reserve requirements
593,515	-	-	-	-22,995	-	570,520	570,520	-	-	8. Central Bank securities
-	-317,634	-	-	-	-	-317,634	-317,634	-	-	9. Accommodations from Central Bank
-24,162	2,390	-	-	2,390	-24,162	-21,772	-21,772	-	-	10. Interbank claims
847,779	-6,123	-32,656	18,223	39,681	-56,005	854,804	925,168	-	-70,364	11. Loans by financial institutions
54,922	78,369	18,077	15,496	-15,866	148,856	237,262	379,252	141,990	-	12. Repurchase agreements
-	11,794	-	-	-	3,598	58,969	165,646	111,126	4,449	13. Loans by nonfinancial institutions
-78,498	-	34,129	-	-15,793	22,798	-32,749	-32,460	289	-	14. Short-term securities
209,269	-	196,579	-	-123,986	-	329,531	340,326	10,795	-	15. Government securities
54,500	-	36,520	-	-31,870	22,877	33,626	38,680	5,054	-	16. Domestic corporate bonds
9,015	167,825	70,131	-	104,431	-	167,825	167,825	-	-	17. Bank debentures
129,793	1,494	-61,327	-	-31,942	-179,810	-177,900	-178,316	-416	-	18. Mutual funds
3,158	1,944	2,274	720	9,460	8,102	62,892	80,834	17,942	-	19. Shares
-3,204	-27,171	-682	31,255	-12,862	-6,649	-144,096	-2,885	141,211	-	20. Other equities
-	-	-	725,537	-	-	725,537	725,537	-	-	21. Life insurance reserves
-	-	-	74,998	-	-	74,998	74,998	-	-	22. Pension fund reserves
-	-	-	-	-	-	831,414	837,296	-3,409	-9,291	23. Accounts receivable/payable
1,015	-	29	-	55,470	-	237,363	-	-	237,363	24. Outward direct investment
-8,356	-	336,957	-	7,791	4,612	729,368	87,208	87,208	729,368	25. Outward securities investment and issuance
-	-	-	-	-	-	888,859	-	-	888,859	26. Reserve assets of Central Bank
-619,718	-	-82,996	-	-120,954	-	-143,830	-	-20,281	-164,111	27. Net other assets & liabilities
<b>1,128,780</b>	<b>1,531,021</b>	<b>674,108</b>	<b>866,229</b>	<b>-229,786</b>	<b>-55,786</b>	<b>6,523,067</b>	<b>5,398,252</b>	<b>694,978</b>	<b>1,819,793</b>	<b>Total</b>
-402,241	-	-192,121	-	-173,999	-	1,124,815	-	-1,124,815	-	<i>Net financial investment</i>

民國94年  
Flow of Funds

項 目	家庭及非營利團體 Households & non-profit institutions		企 業 Business				政 府 Government		中央銀行 Central Bank	
	資金用途 Use of Funds	資金來源 Source of Funds	民 營 Private enterprises		公 營 Public enterprises		資金用途 Use of Funds	資金來源 Source of Funds	資金用途 Use of Funds	資金來源 Source of Funds
			Use of Funds	Source of Funds	Use of Funds	Source of Funds				
1. 通貨	50,223	—	10,868	—	-228	—	3	—	—	65,868
2. 活期性存款	394,638	—	83,461	—	-1,972	—	—	—	—	—
3. 定期性存款及外匯存款	790,512	—	246,018	—	5,776	—	—	—	—	—
4. 國外存款	278,459	—	81	—	-8	—	—	—	—	—
5. 政府存款	—	—	—	—	—	—	6,617	—	—	25,165
6. 準備性存款	—	—	—	—	—	—	—	—	—	-25,050
7. 非準備存款	—	—	—	—	—	—	—	—	—	125,211
8. 中央銀行單券	—	—	—	—	—	—	—	—	—	-42,065
9. 中央銀行融通	—	—	—	—	—	—	—	—	-64,647	—
10. 金融機構同業往來	—	—	—	—	—	—	—	—	—	—
11. 金融機構放款	—	723,881	—	314,918	—	44,055	—	-134,818	—	—
12. 附條件交易	73,399	—	59,923	-371	-800	—	-1,500	—	—	308,875
13. 非金融部門放款	3,153	-1,584	40,487	20,628	2	7,629	-6,225	-862	—	—
14. 短期票券	-856	—	12,670	-93,623	-27,062	-598	—	—	—	—
15. 政府債券	3,334	—	-1,025	—	1,200	—	39	204,018	—	—
16. 國內公司債	22,742	—	717	-71,035	-520	7,555	—	—	—	—
17. 金融債券	55,621	—	861	—	-1,868	—	—	—	—	—
18. 共同基金	-86,178	—	-235,644	—	-3,703	—	792	—	—	—
19. 上市上櫃公司股權	55,440	—	23,858	108,227	19	—	7,723	—	—	—
20. 其他企業權益	131,404	—	203,019	247,158	134	17,914	117,760	—	—	—
21. 人壽保險準備	830,941	—	—	—	—	—	—	—	—	—
22. 退休基金準備	118,495	—	—	—	—	—	—	—	—	—
23. 應收、應付款	126,218	39,432	652,557	906,820	-13,920	-50,059	—	—	—	—
24. 對外直接投資	33,817	—	137,087	—	443	—	—	—	—	—
25. 國外證券	471,401	—	-13,412	-109,527	-227	—	—	—	—	—
26. 中央銀行準備資產	—	—	—	—	—	—	—	—	645,141	—
27. 其他債權債務淨額	67,874	—	-147,176	—	-17,415	—	70,154	—	-20,463	—
<b>合 計</b>	<b>3,420,638</b>	<b>761,729</b>	<b>1,074,350</b>	<b>1,323,194</b>	<b>-60,148</b>	<b>26,496</b>	<b>195,362</b>	<b>68,339</b>	<b>560,031</b>	<b>458,004</b>
金融性投資淨額	2,658,909	—	-248,844	—	-86,645	—	127,024	—	102,027	—

資金流量表

Matrix for 2005

單位：新台幣百萬元

Millions of N.T.Dollars

金融機構 Financial institutions						國內 全體部門 All domestic sectors		國外 部門 Rest of the world		Items
其他貨幣機構 Other monetary financial institutions		保險公司及退休基金 Insurance companies & pension funds		其他金融機構 Other financial institutions		資金用途 Use of Funds	資金來源 Source of Funds	資金用途 Use of Funds	資金來源 Source of Funds	
資金用途 Use of Funds	資金來源 Source of Funds	資金用途 Use of Funds	資金來源 Source of Funds	資金用途 Use of Funds	資金來源 Source of Funds					
5,349	-	-855	-	507	-	65,868	65,868	-	-	1. Currency
8,728	539,134	16,556	-	17,525	-	518,936	539,134	20,198	-	2. Demand deposits
9,029	1,120,479	97,358	-	-90,867	-	1,057,825	1,120,479	62,654	-	3. Time deposits & foreign currency deposits
-79,027	-	715	-	1,211	-	201,431	-	-	201,431	4. Foreign deposits
-	-18,447	-	-	-	-101	6,617	6,617	-	-	5. Government deposits
-25,050	-	-	-	-	-	-25,050	-25,050	-	-	6. Reserves against deposits
124,243	-	1,082	-	-114	-	125,211	125,211	-	-	7. Deposits with Central Bank other than reserve requirements
-74,030	-	-	-	31,965	-	-42,065	-42,065	-	-	8. Central Bank securities
-	-64,647	-	-	-	-	-64,647	-64,647	-	-	9. Accommodations from Central Bank
31,675	1,981	-	-	1,981	31,675	33,656	33,656	-	-	10. Interbank claims
1,276,839	-2,142	-11,189	22,877	3,241	48,806	1,268,891	1,017,578	-	251,313	11. Loans by financial institutions
-36,711	-54,645	15,282	-11,111	24,156	200,349	133,749	443,097	309,348	-	12. Repurchase agreements
-	-19,636	-	-	-	252	37,418	6,427	-25,211	5,780	13. Loans by nonfinancial institutions
-33,283	-	-9,919	-	29,924	65,685	-28,526	-28,536	-10	-	14. Short-term securities
51,627	-	137,501	-	20,639	-	213,314	204,018	-9,296	-	15. Government securities
97,116	-	59,531	-	-204,491	39,809	-24,905	-23,671	1,234	-	16. Domestic corporate bonds
68,467	102,141	112,326	-	-133,266	-	102,141	102,141	-	-	17. Bank debentures
-118,103	108	-14,888	-	-30,654	-484,012	-488,378	-483,904	4,474	-	18. Mutual funds
2,946	19,712	3,291	4,670	12,643	18,767	105,921	151,376	45,455	-	19. Shares
16,738	62,630	1,361	-512	28,093	143,875	498,509	471,065	-27,444	-	20. Other equities
-	-	-	830,941	-	-	830,941	830,941	-	-	21. Life insurance reserves
-	-	-	118,495	-	-	118,495	118,495	-	-	22. Pension fund reserves
-	-	-	-	-	-	764,856	896,194	40,048	-91,290	23. Accounts receivable/payable
9,180	-	-	-	11,542	-	192,069	-	-	192,069	24. Outward direct investment
113,839	-	439,860	-	79,064	-13,188	1,090,526	-122,715	-122,715	1,090,526	25. Outward securities investment and issuance
-	-	-	-	-	-	645,141	-	-	645,141	26. Reserve assets of Central Bank
-187,935	-	-80,056	-	3,110	-	-311,908	-	116,606	-195,302	27. Net other assets & liabilities
<b>1,261,637</b>	<b>1,686,668</b>	<b>767,958</b>	<b>965,360</b>	<b>-193,793</b>	<b>51,918</b>	<b>7,026,036</b>	<b>5,341,708</b>	<b>415,340</b>	<b>2,099,668</b>	<b>Total</b>
-425,030	-	-197,402	-	-245,711	-	1,684,328	-	-1,684,328	-	<i>Net financial investment</i>

民國95年  
Flow of Funds

項 目	家庭及非營利團體 Households & non-profit institutions		企 業 Business				政 府 Government		中央銀行 Central Bank	
	資金用途 Use of Funds	資金來源 Source of Funds	民 營 Private enterprises		公 營 Public enterprises		資金用途 Use of Funds	資金來源 Source of Funds	資金用途 Use of Funds	資金來源 Source of Funds
			資金用途 Use of Funds	資金來源 Source of Funds	資金用途 Use of Funds	資金來源 Source of Funds				
1. 通貨	-15,692	—	30,415	—	552	—	78	—	—	36,935
2. 活性存款	425,277	—	-112,172	—	4,423	—	—	—	—	—
3. 定期存款及外匯存款	639,340	—	48,798	—	1,732	—	—	—	—	—
4. 國外存款	-85,567	—	25,884	—	49	—	—	—	—	—
5. 政府存款	—	—	—	—	—	—	-29,933	—	—	-17,327
6. 準備性存款	—	—	—	—	—	—	—	—	—	88,677
7. 非準備存款	—	—	—	—	—	—	—	—	—	-54,062
8. 中央銀行單券	—	—	—	—	—	—	—	—	—	235,110
9. 中央銀行融通	—	—	—	—	—	—	—	—	14,063	—
10. 金融機構同業往來	—	—	—	—	—	—	—	—	—	—
11. 金融機構放款	—	431,392	—	370,343	—	23,834	—	-174,135	—	—
12. 附條件交易	-22,144	—	17,899	-1,178	-1,250	—	1,306	—	—	-110,987
13. 非金融部門放款	11,501	-69,186	12,858	44,736	-1	6,841	-41,857	9,807	—	—
14. 短期票券	-870	—	11,606	30,572	911	-1,935	—	—	—	—
15. 政府債券	1,907	—	-3,757	—	-2,815	—	1,549	222,249	—	—
16. 國內公司債	-3,796	—	5,482	-63,115	-124	19,418	—	—	—	—
17. 金融債券	31,191	—	9,303	—	5,662	—	—	—	—	—
18. 共同基金	8,752	—	11,416	—	-5,356	—	3,248	—	—	—
19. 上市上櫃公司股權	64,907	—	24,385	151,877	19	—	9,897	—	—	—
20. 其他企業權益	-177,149	—	-67,637	-143,244	-39	15,695	-36,274	—	—	—
21. 人壽保險準備	729,676	—	—	—	—	—	—	—	—	—
22. 退休基金準備	204,512	—	—	—	—	—	—	—	—	—
23. 應收、應付款	-349,040	33,610	182,928	-234,854	-20,950	4,650	—	—	—	—
24. 對外直接投資	37,823	—	221,425	—	-477	—	—	—	—	—
25. 國外證券	696,817	—	-10,617	-55,761	—	—	—	—	—	—
26. 中央銀行準備資產	—	—	—	—	—	—	—	—	197,984	—
27. 其他債權債務淨額	302,583	—	-505,662	—	30,940	—	-49,093	—	2,998	—
<b>合 計</b>	<b>2,500,031</b>	<b>395,815</b>	<b>-97,445</b>	<b>99,376</b>	<b>13,276</b>	<b>68,503</b>	<b>-141,079</b>	<b>57,920</b>	<b>215,045</b>	<b>178,346</b>
金融性投資淨額	2,104,216	—	-196,820	—	-55,227	—	-198,999	—	36,699	—

資金流量表

Matrix for 2006

單位：新台幣百萬元

Millions of N.T.Dollars

金融機構 Financial institutions						國內 全體部門 All domestic sectors		國外 部門 Rest of the world		Items
其他貨幣機構 Other monetary financial institutions		保險公司及退休基金 Insurance companies & pension funds		其他金融機構 Other financial institutions		資金用途 Use of Funds	資金來源 Source of Funds	資金用途 Use of Funds	資金來源 Source of Funds	
資金用途 Use of Funds	資金來源 Source of Funds	資金用途 Use of Funds	資金來源 Source of Funds	資金用途 Use of Funds	資金來源 Source of Funds					
8,581	-	101	-	12,899	-	36,935	36,935	-	-	1. Currency
15,399	375,165	42,283	-	-25,124	-	350,087	375,165	25,078	-	2. Demand deposits
1,559	938,131	135,547	-	-186	-	826,791	938,131	111,340	-	3. Time deposits & foreign currency deposits
40,957	-	-715	-	4,819	-	-14,573	-	-	-14,573	4. Foreign deposits
-	-12,606	-	-	-	-	-29,933	-29,933	-	-	5. Government deposits
88,677	-	-	-	-	-	88,677	88,677	-	-	6. Reserves against deposits
-55,128	-	1,070	-	-4	-	-54,062	-54,062	-	-	7. Deposits with Central Bank other than reserve requirements
239,555	-	-	-	-4,445	-	235,110	235,110	-	-	8. Central Bank securities
-	14,063	-	-	-	-	14,063	14,063	-	-	9. Accommodations from Central Bank
-13,367	-8,316	-	-	-8,316	-13,367	-21,683	-21,683	-	-	10. Interbank claims
576,528	-977	79,051	-70,800	57,405	32,698	712,984	612,355	-	100,629	11. Loans by financial institutions
-61,624	28,699	-35,287	-3,985	-38,267	-157,132	-139,366	-244,583	-104,408	809	12. Repurchase agreements
-	-24,521	-	-	-	16,016	-17,499	-16,307	4,599	3,407	13. Loans by nonfinancial institutions
20,839	-	-19,916	-	-41,736	-57,625	-29,166	-28,988	178	-	14. Short-term securities
189,703	-	84,188	-	-47,420	-	223,355	222,249	-1,106	-	15. Government securities
31,707	-	31,014	-	-111,938	3,222	-47,656	-40,475	7,181	-	16. Domestic corporate bonds
26,911	114,723	124,683	-	-87,828	-	109,923	114,723	4,800	-	17. Bank debentures
-32,587	2,821	31,165	-	-2,503	12,064	14,135	14,885	750	-	18. Mutual funds
3,161	8,916	5,214	-	24,976	33,200	132,560	193,993	61,434	-	19. Shares
-7,194	39,429	-1,777	6,917	-58,125	-46,675	-348,195	-127,878	220,316	-	20. Other equities
-	-	-	729,676	-	-	729,676	729,676	-	-	21. Life insurance reserves
-	-	-	204,512	-	-	204,512	204,512	-	-	22. Pension fund reserves
-	-	-	-	-	-	-187,062	-196,594	813	10,345	23. Accounts receivable/payable
-6,470	-	2,272	-	-31,312	-	223,260	-	-	223,260	24. Outward direct investment
50,358	-	425,180	-	164,844	13,012	1,326,582	-42,749	-42,749	1,326,582	25. Outward securities investment and issuance
-	-	-	-	-	-	197,984	-	-	197,984	26. Reserve assets of Central Bank
-24,840	-	-23,852	-	291,619	-	24,693	-	-130,711	-106,017	27. Net other assets & liabilities
<b>1,092,725</b>	<b>1,475,527</b>	<b>880,221</b>	<b>866,320</b>	<b>99,358</b>	<b>-164,586</b>	<b>4,562,133</b>	<b>2,977,221</b>	<b>157,514</b>	<b>1,742,426</b>	<b>Total</b>
-382,801	-	13,901	-	263,944	-	1,584,912	-	-1,584,912	-	Net financial investment



民國96年  
Flow of Funds

項 目	家庭及非營利團體 Households & non-profit institutions		企 業 Business				政 府 Government		中央銀行 Central Bank	
	資金用途 Use of Funds	資金來源 Source of Funds	民 營 Private enterprises		公 營 Public enterprises		資金用途 Use of Funds	資金來源 Source of Funds	資金用途 Use of Funds	資金來源 Source of Funds
			資金用途 Use of Funds	資金來源 Source of Funds	資金用途 Use of Funds	資金來源 Source of Funds				
1. 通貨	27,014	—	-20,765	—	-564	—	15	—	—	1,903
2. 活期性存款	-68,561	—	11,839	—	1,137	—	—	—	—	—
3. 定期性存款及外匯存款	165,523	—	132,021	—	11,381	—	—	—	—	—
4. 國外存款	18,779	—	-6,125	—	36	—	—	—	—	—
5. 政府存款	—	—	—	—	—	—	30,076	—	—	648
6. 準備性存款	—	—	—	—	—	—	—	—	—	137,997
7. 非準備存款	—	—	—	—	—	—	—	—	—	94,436
8. 中央銀行單券	—	—	—	—	—	—	—	—	—	-295,630
9. 中央銀行融通	—	—	—	—	—	—	—	—	-108,138	—
10. 金融機構同業往來	—	—	—	—	—	—	—	—	—	—
11. 金融機構放款	—	299,377	—	402,789	—	85,488	—	-225,651	—	—
12. 附條件交易	-90,567	—	-22,726	-12	-550	—	1,949	—	—	-238,862
13. 非金融部門放款	13,032	-100,200	10,855	90,753	—	8,261	-102,620	302	—	—
14. 短期票券	-1,573	—	-9,650	-57,321	-1,224	-2,644	—	—	—	—
15. 政府債券	23,147	—	-2,822	—	-2,191	—	623	138,112	—	—
16. 國內公司債	-3,075	—	-3,070	-74,935	72	35,703	—	—	—	—
17. 金融債券	42,838	—	1,402	—	3,784	—	—	—	—	—
18. 共同基金	113,387	—	-61,975	—	-12,537	—	-19,419	—	—	—
19. 上市上櫃公司股權	25,083	—	11,192	61,560	7	—	3,949	—	—	—
20. 其他企業權益	116,538	—	46,103	252,499	18	17,619	24,624	—	—	—
21. 人壽保險準備	705,949	—	—	—	—	—	—	—	—	—
22. 退休基金準備	192,056	—	—	—	—	—	—	—	—	—
23. 應收、應付款	104,660	-8,583	504,984	630,778	13,584	3,398	—	—	—	—
24. 對外直接投資	45,182	—	278,193	—	31	—	—	—	—	—
25. 國外證券	939,488	—	2,608	-39,364	—	—	—	—	—	—
26. 中央銀行準備資產	—	—	—	—	—	—	—	—	-132,025	—
27. 其他債權債務淨額	319,025	—	-324,041	—	-6,230	—	58,291	—	5,816	—
<b>合 計</b>	<b>2,687,926</b>	<b>190,594</b>	<b>548,024</b>	<b>1,266,747</b>	<b>6,753</b>	<b>147,825</b>	<b>-2,512</b>	<b>-87,237</b>	<b>-234,347</b>	<b>-299,508</b>
金融性投資淨額	2,497,332	—	-718,723	—	-141,072	—	84,726	—	65,161	—

資金流量表

Matrix for 2007

單位：新台幣百萬元

Millions of N.T.Dollars

金融機構 Financial institutions						國內 全體部門 All domestic sectors		國外 部門 Rest of the world		Items
其他貨幣機構 Other monetary financial institutions		保險公司及退休基金 Insurance companies & pension funds		其他金融機構 Other financial institutions		資金用途 Use of Funds	資金來源 Source of Funds	資金用途 Use of Funds	資金來源 Source of Funds	
資金用途 Use of Funds	資金來源 Source of Funds	資金用途 Use of Funds	資金來源 Source of Funds	資金用途 Use of Funds	資金來源 Source of Funds					
-2,003	-	113	-	-1,908	-	1,903	1,903	-	-	1. Currency
29,246	97,336	11,944	-	30,992	-	16,597	97,336	80,739	-	2. Demand deposits
-17,148	733,177	13,870	-	-4,132	-	301,516	733,177	431,661	-	3. Time deposits & foreign currency deposits
14,221	-	526	-	-5,039	-	22,399	-	-	22,399	4. Foreign deposits
-	29,428	-	-	-	-	30,076	30,076	-	-	5. Government deposits
137,997	-	-	-	-	-	137,997	137,997	-	-	6. Reserves against deposits
104,292	-	-9,855	-	-1	-	94,436	94,436	-	-	7. Deposits with Central Bank other than reserve requirements
-252,710	-	-	-	-42,920	-	-295,630	-295,630	-	-	8. Central Bank securities
-	-110,239	-	-	-	2,101	-108,138	-108,138	-	-	9. Accommodations from Central Bank
-17,095	3,776	-	-	3,776	-17,095	-13,319	-13,319	-	-	10. Interbank claims
743,698	988	128,116	8,400	22,884	45,465	894,698	616,856	-	277,842	11. Loans by financial institutions
-63,663	-88,044	38,600	-400	-248,037	-271,759	-384,995	-599,078	-214,892	-809	12. Repurchase agreements
-	-10,213	-	-	-	-5,619	-78,733	-16,716	70,609	8,592	13. Loans by nonfinancial institutions
-49,705	-	-4,075	78	12,437	7,451	-53,791	-52,435	1,356	-	14. Short-term securities
131,486	-	92,911	-	-110,065	-	133,087	138,112	5,025	-	15. Government securities
-13,086	-	11,220	-	-59,338	-7,358	-67,277	-46,590	20,687	-	16. Domestic corporate bonds
-21,916	-8,522	32,132	-	-66,763	-	-8,523	-8,522	1	-	17. Bank debentures
-25,508	-1,334	83,855	-	-11,798	70,114	66,006	68,780	2,774	-	18. Mutual funds
1,320	30,244	2,365	-3,871	9,215	-10,525	53,132	77,410	24,278	-	19. Shares
4,533	113,576	1,383	4,356	42,838	-23,378	236,037	364,672	128,635	-	20. Other equities
-	-	-	705,949	-	-	705,949	705,949	-	-	21. Life insurance reserves
-	-	-	192,056	-	-	192,056	192,056	-	-	22. Pension fund reserves
-	-	-	-	-	-	623,228	625,593	6,503	4,138	23. Accounts receivable/payable
12,964	-	1,463	-	28,587	-	366,419	-	-	366,419	24. Outward direct investment
44,107	-	410,591	-	79,980	-2,660	1,476,774	-42,024	-42,024	1,476,774	25. Outward securities investment and issuance
-	-	-	-	-	-	-132,025	-	-	-132,025	26. Reserve assets of Central Bank
-29,468	-	-273,931	-	113,321	-	-137,218	-	-67,123	-204,340	27. Net other assets & liabilities
<b>731,562</b>	<b>790,173</b>	<b>541,227</b>	<b>906,569</b>	<b>-205,971</b>	<b>-213,262</b>	<b>4,072,662</b>	<b>2,701,901</b>	<b>448,229</b>	<b>1,818,990</b>	<b>Total</b>
-58,611	-	-365,342	-	7,290	-	1,370,761	-	-1,370,761	-	<i>Net financial investment</i>

民國97年  
Flow of Funds

項 目	家庭及非營利團體 Households & non-profit institutions		企 業 Business				政 府 Government		中央銀行 Central Bank	
	資金用途 Use of Funds	資金來源 Source of Funds	民 營 Private enterprises		公 營 Public enterprises		資金用途 Use of Funds	資金來源 Source of Funds	資金用途 Use of Funds	資金來源 Source of Funds
			Use of Funds	Source of Funds	Use of Funds	Source of Funds				
1. 通貨	142,830	—	-67,012	—	-13	—	-8	—	—	92,614
2. 活性存款	-222,482	—	97,324	—	-6,535	—	—	—	—	—
3. 定期存款及外匯存款	1,633,658	—	266,247	—	20,433	—	—	—	—	—
4. 國外存款	-651,450	—	-21,826	—	-113	—	—	—	—	—
5. 政府存款	—	—	—	—	—	—	16,185	—	—	-32,692
6. 準備性存款	—	—	—	—	—	—	—	—	—	10,858
7. 非準備存款	—	—	—	—	—	—	—	—	—	23,017
8. 中央銀行單券	—	—	—	—	—	—	—	—	—	874,645
9. 中央銀行融通	—	—	—	—	—	—	—	—	73,738	—
10. 金融機構同業往來	—	—	—	—	—	—	—	—	—	—
11. 金融機構放款	—	-164,834	—	298,084	—	117,730	—	-104,446	—	—
12. 附條件交易	95,705	—	-56,633	-526	100	—	4,067	—	—	-101,220
13. 非金融部門放款	-31,941	29,380	65,511	57,164	-2	9,624	26,877	1,113	—	—
14. 短期票券	659	—	-30,418	-28,319	634	137,807	—	—	—	—
15. 政府債券	7,586	—	-11,926	—	-2,577	—	-1,816	294,817	—	—
16. 國內公司債	2,254	—	7,522	-26,917	479	26,620	—	—	—	—
17. 金融債券	-45,915	—	-7,355	—	3,429	—	—	—	—	—
18. 共同基金	-396,179	—	-119,838	—	-121	—	-3,256	—	—	—
19. 上市上櫃公司股權	-17,858	—	-7,229	-7,462	-10	—	-1,806	—	—	—
20. 其他企業權益	170,006	—	70,790	135,132	12	11,040	34,548	—	—	—
21. 人壽保險準備	701,898	—	—	—	—	—	—	—	—	—
22. 退休基金準備	9,050	—	—	—	—	—	—	—	—	—
23. 應收、應付款	176,025	-64,846	-856,292	-633,841	-37,514	-54,980	—	—	—	—
24. 對外直接投資	17,749	—	286,887	—	706	—	—	—	—	—
25. 國外證券	-194,406	—	-32,672	-27,832	—	—	—	—	—	—
26. 中央銀行準備資產	—	—	—	—	—	—	—	—	828,524	—
27. 其他債權債務淨額	-488,258	—	-226,415	—	63,802	—	-257,241	—	34,738	—
<b>合 計</b>	<b>908,931</b>	<b>-200,300</b>	<b>-643,335</b>	<b>-234,516</b>	<b>42,710</b>	<b>247,840</b>	<b>-182,450</b>	<b>191,484</b>	<b>937,000</b>	<b>867,222</b>
金融性投資淨額	1,109,231	—	-408,819	—	-205,131	—	-373,934	—	69,778	—

資金流量表

Matrix for 2008

單位：新台幣百萬元

Millions of N.T.Dollars

金融機構 Financial institutions						國內 全體部門 All domestic sectors		國外 部門 Rest of the world		Items
其他貨幣機構 Other monetary financial institutions		保險公司及退休基金 Insurance companies & pension funds		其他金融機構 Other financial institutions		資金用途 Use of Funds	資金來源 Source of Funds	資金用途 Use of Funds	資金來源 Source of Funds	
資金用途 Use of Funds	資金來源 Source of Funds	資金用途 Use of Funds	資金來源 Source of Funds	資金用途 Use of Funds	資金來源 Source of Funds					
21,704	-	512	-	-5,399	-	92,614	92,614	-	-	1. Currency
-46,815	-238,719	60,668	-	-13,412	-	-131,252	-238,719	-107,467	-	2. Demand deposits
-46,267	2,312,435	66,705	-	207,495	-	2,148,271	2,312,435	164,164	-	3. Time deposits & foreign currency deposits
253,880	-	977	-	-3,141	-	-421,673	-	-	-421,673	4. Foreign deposits
-	48,877	-	-	-	-	16,185	16,185	-	-	5. Government deposits
10,858	-	-	-	-	-	10,858	10,858	-	-	6. Reserves against deposits
20,988	-	2,029	-	-	-	23,017	23,017	-	-	7. Deposits with Central Bank other than reserve requirements
867,565	-	-	-	7,080	-	874,645	874,645	-	-	8. Central Bank securities
-	75,839	-	-	-	-2,101	73,738	73,738	-	-	9. Accommodations from Central Bank
-28,314	-9,495	-	-	-9,495	-28,314	-37,809	-37,809	-	-	10. Interbank claims
804,282	-2,425	88,020	116,662	-272,231	-19,552	620,071	241,219	-	378,852	11. Loans by financial institutions
-2,130	2,877	-57,994	-	-96,577	-135,495	-113,461	-234,363	-120,902	-	12. Repurchase agreements
-	-32,945	-	-	-	-673	60,445	63,663	16,772	13,554	13. Loans by nonfinancial institutions
50,925	-	20,441	-78	-18,678	-87,459	23,563	21,950	-1,613	-	14. Short-term securities
190,955	-	134,918	-	-60,038	-	257,102	294,817	37,715	-	15. Government securities
44,704	-	87,306	-	-89,877	34,453	52,389	34,156	-18,233	-	16. Domestic corporate bonds
-23,583	-21,362	79,911	-	-27,849	-	-21,362	-21,362	-	-	17. Bank debentures
-4,823	-428	47,190	-	-1,832	-488,210	-478,860	-488,638	-9,778	-	18. Mutual funds
-856	-61,086	-2,024	3,900	-6,545	13,305	-36,328	-51,343	-15,015	-	19. Shares
6,881	-8,080	1,588	107,312	62,197	173,329	346,022	418,733	72,711	-	20. Other equities
-	-	-	701,898	-	-	701,898	701,898	-	-	21. Life insurance reserves
-	-	-	9,050	-	-	9,050	9,050	-	-	22. Pension fund reserves
-	-	-	-	-	-	-717,780	-753,667	-46,419	-10,532	23. Accounts receivable/payable
-221	-	2,327	-	17,982	-	325,430	-	-	325,430	24. Outward direct investment
-27,908	-	226,245	-	-82,480	-2,996	-111,221	-30,828	-30,828	-111,221	25. Outward securities investment and issuance
-	-	-	-	-	-	828,524	-	-	828,524	26. Reserve assets of Central Bank
53,196	-	242,661	-	-95,054	-	-672,572	-	127,132	-545,441	27. Net other assets & liabilities
<b>2,145,021</b>	<b>2,065,488</b>	<b>1,001,481</b>	<b>938,744</b>	<b>-487,854</b>	<b>-543,714</b>	<b>3,721,503</b>	<b>3,332,248</b>	<b>68,239</b>	<b>457,493</b>	<b>Total</b>
79,533	-	62,737	-	55,860	-	389,254	-	-389,254	-	Net financial investment

民國98年  
Flow of Funds

項 目	家庭及非營利團體 Households & non-profit institutions		企 業 Business				政 府 Government		中央銀行 Central Bank	
	資金用途 Use of Funds	資金來源 Source of Funds	民 營 Private enterprises		公 營 Public enterprises		資金用途 Use of Funds	資金來源 Source of Funds	資金用途 Use of Funds	資金來源 Source of Funds
			Use of Funds	Source of Funds	Use of Funds	Source of Funds				
1. 通貨	61,103	—	22,490	—	-36	—	69	—	—	68,443
2. 活期性存款	1,808,232	—	317,533	—	4,414	—	—	—	—	—
3. 定期性存款及外匯存款	-943,532	—	69,577	—	-22,726	—	—	—	—	—
4. 國外存款	-701,372	—	-3,072	—	148	—	—	—	—	—
5. 政府存款	—	—	—	—	—	—	57,380	—	—	80,271
6. 準備性存款	—	—	—	—	—	—	—	—	—	110,314
7. 非準備存款	—	—	—	—	—	—	—	—	—	71,415
8. 中央銀行單券	—	—	—	—	—	—	—	—	—	1,593,540
9. 中央銀行融通	—	—	—	—	—	—	—	—	214,167	—
10. 金融機構同業往來	—	—	—	—	—	—	—	—	—	—
11. 金融機構放款	—	267,848	—	-236,656	—	-10,634	—	220,230	—	—
12. 附條件交易	-192,718	—	-17,642	—	70	—	-7,322	—	—	—
13. 非金融部門放款	-2,801	-29,998	42,183	39,398	—	7,744	-15,190	-6	—	—
14. 短期票券	-1,169	—	-23,792	-37,703	-634	2,144	—	—	—	—
15. 政府債券	-29,690	—	-612	—	-1,548	—	1,346	409,772	—	—
16. 國內公司債	-137	—	286	-73,374	8,242	49,665	—	—	—	—
17. 金融債券	-8,753	—	-3,204	—	-2,914	—	—	—	—	—
18. 共同基金	254,189	—	124,389	—	5,528	—	2,836	—	—	—
19. 上市上櫃公司股權	39,865	—	13,798	64,313	25	—	2,733	—	—	—
20. 其他企業權益	247,189	—	103,997	378,828	17	7,786	55,253	—	—	—
21. 人壽保險準備	1,130,993	—	—	—	—	—	—	—	—	—
22. 退休基金準備	343,585	—	—	—	—	—	—	—	—	—
23. 應收、應付款	34,103	1,628	739,737	763,791	20,033	38,469	—	—	—	—
24. 對外直接投資	-2,240	—	211,409	—	851	—	—	—	—	—
25. 國外證券	264,149	—	3,791	-77,843	—	—	—	—	—	—
26. 中央銀行準備資產	—	—	—	—	—	—	—	—	1,789,189	—
27. 其他債權債務淨額	659,106	—	-342,868	—	-61,924	—	30,875	—	-22,405	—
<b>合 計</b>	<b>2,960,101</b>	<b>239,478</b>	<b>1,258,000</b>	<b>820,753</b>	<b>-50,452</b>	<b>95,174</b>	<b>127,980</b>	<b>629,996</b>	<b>1,980,951</b>	<b>1,923,983</b>
金融性投資淨額	2,720,623	—	437,246	—	-145,626	—	-502,016	—	56,968	—

資金流量表

Matrix for 2009

單位：新台幣百萬元

Millions of N.T.Dollars

金融機構 Financial institutions						國內 全體部門 All domestic sectors		國外 部門 Rest of the world		Items
其他貨幣機構 Other monetary financial institutions		保險公司及退休基金 Insurance companies & pension funds		其他金融機構 Other financial institutions		資金用途 Use of Funds	資金來源 Source of Funds	資金用途 Use of Funds	資金來源 Source of Funds	
資金用途 Use of Funds	資金來源 Source of Funds	資金用途 Use of Funds	資金來源 Source of Funds	資金用途 Use of Funds	資金來源 Source of Funds					
-10,638	-	-420	-	-4,125	-	68,443	68,443	-	-	1. Currency
44,223	2,531,552	258,585	-	81,555	-	2,514,541	2,531,552	17,011	-	2. Demand deposits
37,084	-919,932	307,944	-	18,825	-	-532,827	-919,932	-387,105	-	3. Time deposits & foreign currency deposits
-241,606	-	1,181	-	19,386	-	-925,336	-	-	-925,336	4. Foreign deposits
-	-22,891	-	-	-	-	57,380	57,380	-	-	5. Government deposits
110,314	-	-	-	-	-	110,314	110,314	-	-	6. Reserves against deposits
71,161	-	-709	-	963	-	71,415	71,415	-	-	7. Deposits with Central Bank other than reserve requirements
1,577,390	-	-	-	16,150	-	1,593,540	1,593,540	-	-	8. Central Bank securities
-	214,167	-	-	-	-	214,167	214,167	-	-	9. Accommodations from Central Bank
-7,869	540	-	-	540	-7,869	-7,329	-7,329	-	-	10. Interbank claims
271,172	-543	-60,721	-7,743	207,504	-11,457	417,955	221,045	-	196,910	11. Loans by financial institutions
-32,116	-131,641	62,118	-	-160,633	-212,562	-348,243	-344,203	4,040	-	12. Repurchase agreements
-	46,401	-	-	-	607	24,192	64,145	89,386	49,433	13. Loans by nonfinancial institutions
-66,562	-	4,456	-	48,923	-3,419	-38,778	-38,978	-200	-	14. Short-term securities
222,179	-	165,650	-	-89,265	-	268,061	409,772	141,711	-	15. Government securities
-31,798	-	69,530	-	-37,654	21,634	8,469	-2,075	-10,544	-	16. Domestic corporate bonds
-39,546	-83,581	30,742	-	-55,106	-	-78,780	-83,581	-4,801	-	17. Bank debentures
-10,145	-706	28,456	-	-2,998	403,212	402,256	402,506	250	-	18. Mutual funds
1,451	-3,525	3,596	7,013	12,589	37,531	74,057	105,332	31,275	-	19. Shares
11,253	61,443	2,385	14,107	86,879	48,980	506,973	511,143	4,171	-	20. Other equities
-	-	-	1,130,993	-	-	1,130,993	1,130,993	-	-	21. Life insurance reserves
-	-	-	343,585	-	-	343,585	343,585	-	-	22. Pension fund reserves
-	-	-	-	-	-	793,872	803,888	21,619	11,603	23. Accounts receivable/payable
5,295	-	-591	-	-19,661	-	195,063	-	-	195,063	24. Outward direct investment
72,592	-	601,903	-	105,408	5,719	1,047,843	-72,124	-72,124	1,047,843	25. Outward securities investment and issuance
-	-	-	-	-	-	1,789,189	-	-	1,789,189	26. Reserve assets of Central Bank
-30,125	-	-481,732	-	-251,369	-	-500,442	-	214,597	-285,844	27. Net other assets & liabilities
<b>1,953,709</b>	<b>1,691,284</b>	<b>992,374</b>	<b>1,487,956</b>	<b>-22,090</b>	<b>282,376</b>	<b>9,200,572</b>	<b>7,170,999</b>	<b>49,286</b>	<b>2,078,860</b>	<b>Total</b>
262,425	-	-495,582	-	-304,466	-	2,029,574	-	-2,029,574	-	<i>Net financial investment</i>

民國99年  
Flow of Funds

項 目	家庭及非營利團體 Households & non-profit institutions		企 業 Business				政 府 Government		中央銀行 Central Bank	
	資金用途 Use of Funds	資金來源 Source of Funds	民 營 Private enterprises		公 營 Public enterprises		資金用途 Use of Funds	資金來源 Source of Funds	資金用途 Use of Funds	資金來源 Source of Funds
			Use of Funds	Source of Funds	Use of Funds	Source of Funds				
1. 通貨	90,269	—	-6,663	—	20	—	11	—	—	82,124
2. 活期性存款	807,728	—	185,988	—	-2,222	—	—	—	—	—
3. 定期性存款及外匯存款	421,280	—	165,896	—	-2,974	—	—	—	—	—
4. 國外存款	-369,717	—	1,043	—	174	—	—	—	—	—
5. 政府存款	—	—	—	—	—	—	50,786	—	—	-20,413
6. 準備性存款	—	—	—	—	—	—	—	—	—	115,613
7. 非準備存款	—	—	—	—	—	—	—	—	—	12,516
8. 中央銀行單券	—	—	—	—	—	—	—	—	—	784,135
9. 中央銀行融通	—	—	—	—	—	—	—	—	-236,266	—
10. 金融機構同業往來	—	—	—	—	—	—	—	—	—	—
11. 金融機構放款	—	616,501	—	455,514	—	43,131	—	151,891	—	—
12. 附條件交易	9,626	—	61,724	—	1,937	—	1,728	—	—	—
13. 非金融部門放款	-19,186	-9,659	19,439	40,914	—	3,452	-3,861	11,612	—	—
14. 短期票券	1,083	—	-1,088	16,490	—	-56,772	—	—	—	—
15. 政府債券	-10,944	—	72	—	-243	—	5,250	348,430	—	—
16. 國內公司債	4,307	—	711	31,004	1,201	52,850	—	—	—	—
17. 金融債券	-15,580	—	-3,131	—	-45	—	—	—	—	—
18. 共同基金	-29,622	—	-43,234	—	-5,166	—	242	—	—	—
19. 上市上櫃公司股權	-52,683	—	-19,507	-98,182	-43	—	-4,113	—	—	—
20. 其他企業權益	81,748	—	34,039	33,174	6	19,539	16,823	—	—	—
21. 人壽保險準備	1,251,292	—	—	—	—	—	—	—	—	—
22. 退休基金準備	213,907	—	—	—	—	—	—	—	—	—
23. 應收、應付款	178,458	66,953	479,063	564,385	1,439	13,981	—	—	—	—
24. 對外直接投資	26,524	—	313,826	—	-256	—	—	—	—	—
25. 國外證券	20,220	—	3,637	41,395	—	—	—	—	—	—
26. 中央銀行準備資產	—	—	—	—	—	—	—	—	1,271,355	—
27. 其他債權債務淨額	187,415	—	-765,659	—	-41,149	—	121,848	—	471,504	—
<b>合 計</b>	<b>2,796,125</b>	<b>673,795</b>	<b>426,157</b>	<b>1,084,693</b>	<b>-47,322</b>	<b>76,181</b>	<b>188,715</b>	<b>511,933</b>	<b>1,506,593</b>	<b>973,975</b>
金融性投資淨額	2,122,330	—	-658,536	—	-123,503	—	-323,218	—	532,618	—

資金流量表

Matrix for 2010

單位：新台幣百萬元

Millions of N.T.Dollars

金融機構 Financial institutions						國內 全體部門 All domestic sectors		國外 部門 Rest of the world		Items
其他貨幣機構 Other monetary financial institutions		保險公司及退休基金 Insurance companies & pension funds		其他金融機構 Other financial institutions		資金用途 Use of Funds	資金來源 Source of Funds	資金用途 Use of Funds	資金來源 Source of Funds	
資金用途 Use of Funds	資金來源 Source of Funds	資金用途 Use of Funds	資金來源 Source of Funds	資金用途 Use of Funds	資金來源 Source of Funds					
-1,111	-	-100	-	-302	-	82,124	82,124	-	-	1. Currency
3,094	931,245	-145,014	-	75,133	-	924,707	931,245	6,538	-	2. Demand deposits
30,833	680,074	-93,503	-	-32,395	-	489,137	680,074	190,937	-	3. Time deposits & foreign currency deposits
105,764	-	6,182	-	7,397	-	-249,157	-	-	-249,157	4. Foreign deposits
-	71,199	-	-	-	-	50,786	50,786	-	-	5. Government deposits
115,613	-	-	-	-	-	115,613	115,613	-	-	6. Reserves against deposits
13,962	-	-483	-	-963	-	12,516	12,516	-	-	7. Deposits with Central Bank other than reserve requirements
770,070	-	-	-	14,065	-	784,135	784,135	-	-	8. Central Bank securities
-	-236,266	-	-	-	-	-236,266	-236,266	-	-	9. Accommodations from Central Bank
-5,995	-45	-	-	-45	-5,995	-6,040	-6,040	-	-	10. Interbank claims
837,315	121	-14,245	-138,958	78,024	50,872	901,094	1,179,071	-	-277,977	11. Loans by financial institutions
43,363	84,326	13,911	-	-17,553	83,096	114,735	167,422	52,687	-	12. Repurchase agreements
-	81,085	-	-	-	12,653	-3,608	140,057	120,279	-23,386	13. Loans by nonfinancial institutions
-12,376	-	82,476	-	-33,997	76,380	36,098	36,098	-	-	14. Short-term securities
101,148	-	201,354	-	-3,905	-	292,731	348,430	55,699	-	15. Government securities
-25,210	-	82,592	-	-9,696	-18,589	53,906	65,265	11,359	-	16. Domestic corporate bonds
-25,138	3,327	78,022	-	-31,715	-	2,412	3,327	915	-	17. Bank debentures
-1,068	-546	-9,288	-	-1,242	-85,573	-89,378	-86,119	3,259	-	18. Mutual funds
-2,009	-29,193	-5,515	2,930	-16,302	-19,896	-100,171	-144,341	-44,170	-	19. Shares
2,934	66,720	715	20,967	31,811	87,237	168,076	227,638	59,562	-	20. Other equities
-	-	-	1,251,292	-	-	1,251,292	1,251,292	-	-	21. Life insurance reserves
-	-	-	213,907	-	-	213,907	213,907	-	-	22. Pension fund reserves
-	-	-	-	-	-	658,959	645,319	7,152	20,792	23. Accounts receivable/payable
4,851	-	850	-	22,386	-	368,181	-	-	368,181	24. Outward direct investment
87,283	-	888,456	-	60,168	-12,754	1,059,764	28,641	28,641	1,059,764	25. Outward securities investment and issuance
-	-	-	-	-	-	1,271,355	-	-	1,271,355	26. Reserve assets of Central Bank
-177,415	-	61,774	-	31,968	-	-109,713	-	107,328	-2,384	27. Net other assets & liabilities
<b>1,865,908</b>	<b>1,652,048</b>	<b>1,148,184</b>	<b>1,350,138</b>	<b>172,837</b>	<b>167,432</b>	<b>8,057,197</b>	<b>6,490,195</b>	<b>600,186</b>	<b>2,167,188</b>	<b>Total</b>
213,860	-	-201,954	-	5,405	-	1,567,002	-	-1,567,002	-	Net financial investment



民國100年  
Flow of Funds

項 目	家庭及非營利團體 Households & non-profit institutions		企 業 Business				政 府 Government		中央銀行 Central Bank	
	資金用途 Use of Funds	資金來源 Source of Funds	民 營 Private enterprises		公 營 Public enterprises		資金用途 Use of Funds	資金來源 Source of Funds	資金用途 Use of Funds	資金來源 Source of Funds
			Use of Funds	Source of Funds	Use of Funds	Source of Funds				
1. 通貨	112,871	—	229	—	-18	—	-61	—	—	115,748
2. 活期性存款	393,843	—	-21,000	—	3,691	—	—	—	—	—
3. 定期性存款及外匯存款	780,224	—	72,385	—	-9,154	—	—	—	—	—
4. 國外存款	-484,510	—	277	—	-281	—	—	—	—	—
5. 政府存款	—	—	—	—	—	—	-90,262	—	—	-31,627
6. 準備性存款	—	—	—	—	—	—	—	—	—	103,735
7. 非準備存款	—	—	—	—	—	—	—	—	—	92
8. 中央銀行單券	—	—	—	—	—	—	—	—	—	-30,465
9. 中央銀行融通	—	—	—	—	—	—	—	—	183,101	—
10. 金融機構同業往來	—	—	—	—	—	—	—	—	—	—
11. 金融機構放款	—	190,271	—	738,441	—	-6,343	—	6,735	—	—
12. 附條件交易	131,634	—	-10,955	—	604	—	-1,328	—	—	—
13. 非金融部門放款	18,725	14,950	112,251	180,951	—	27,873	-14,811	-1,452	—	—
14. 短期票券	1,457	—	13,880	65,268	—	37,346	—	—	—	—
15. 政府債券	7,271	—	-105	—	179	—	6,488	227,217	—	—
16. 國內公司債	9,823	—	-2,577	81,083	-2,070	57,530	—	—	—	—
17. 金融債券	-11,685	—	202	—	-2,194	—	—	—	—	—
18. 共同基金	-62,028	—	-21,406	—	-1,135	—	-1,363	—	—	—
19. 上市上櫃公司股權	60,539	—	22,698	113,205	77	—	5,261	—	—	—
20. 其他企業權益	74,969	—	32,942	-83,245	5	37,601	15,581	—	—	—
21. 人壽保險準備	957,943	—	—	—	—	—	—	—	—	—
22. 退休基金準備	97,194	—	—	—	—	—	—	—	—	—
23. 應收、應付款	56,392	18,151	444,686	493,878	10,405	26,595	—	—	—	—
24. 對外直接投資	24,126	—	315,948	—	-382	—	—	—	—	—
25. 國外證券	-110,962	—	-387	58,137	—	—	—	—	—	—
26. 中央銀行準備資產	—	—	—	—	—	—	—	—	183,857	—
27. 其他債權債務淨額	75,992	—	497,287	—	-41,456	—	65,989	—	-395,635	—
<b>合 計</b>	<b>2,133,818</b>	<b>223,371</b>	<b>1,456,355</b>	<b>1,647,718</b>	<b>-41,729</b>	<b>180,602</b>	<b>-14,505</b>	<b>232,500</b>	<b>-28,677</b>	<b>157,483</b>
金融性投資淨額	1,910,447	—	-191,363	—	-222,331	—	-247,006	—	-186,160	—

資金流量表

Matrix for 2011

單位：新台幣百萬元

Millions of N.T.Dollars

金融機構 Financial institutions						國內 全體部門 All domestic sectors		國外 部門 Rest of the world		Items
其他貨幣機構 Other monetary financial institutions		保險公司及退休基金 Insurance companies & pension funds		其他金融機構 Other financial institutions		資金用途 Use of Funds	資金來源 Source of Funds	資金用途 Use of Funds	資金來源 Source of Funds	
資金用途 Use of Funds	資金來源 Source of Funds	資金用途 Use of Funds	資金來源 Source of Funds	資金用途 Use of Funds	資金來源 Source of Funds					
4,257	-	-155	-	-1,375	-	115,748	115,748	-	-	1. Currency
-27,971	290,975	-48,324	-	2,335	-	302,574	290,975	-11,599	-	2. Demand deposits
26,746	1,527,121	116,595	-	81,913	-	1,068,709	1,527,121	458,412	-	3. Time deposits & foreign currency deposits
148,848	-	-4,430	-	1,027	-	-339,070	-	-	-339,070	4. Foreign deposits
-	-58,635	-	-	-	-	-90,262	-90,262	-	-	5. Government deposits
103,735	-	-	-	-	-	103,735	103,735	-	-	6. Reserves against deposits
-446	-	540	-	-2	-	92	92	-	-	7. Deposits with Central Bank other than reserve requirements
-17,850	-	-	-	-12,615	-	-30,465	-30,465	-	-	8. Central Bank securities
-	183,101	-	-	-	-	183,101	183,101	-	-	9. Accommodations from Central Bank
2,286	-1,204	-	-	-1,204	2,286	1,082	1,082	-	-	10. Interbank claims
1,643,165	1,058	6,278	-23,802	-111,194	66,123	1,538,249	972,481	-	565,767	11. Loans by financial institutions
-5,246	8,701	-13,948	-	-30,562	67,237	70,200	75,938	5,738	-	12. Repurchase agreements
-	199,469	-	-	-	-25,020	116,166	396,770	323,609	43,004	13. Loans by nonfinancial institutions
41,864	-	13,947	-	-22,575	-54,041	48,573	48,573	-	-	14. Short-term securities
112,519	-	182,982	-	24,120	-	333,453	227,217	-106,236	-	15. Government securities
64,461	-	25,800	-	23,242	10,216	118,680	148,829	30,149	-	16. Domestic corporate bonds
9,785	84,648	89,266	-	-659	-	84,714	84,648	-66	-	17. Bank debentures
-10,563	198	-52,794	-	-6,634	-165,311	-155,923	-165,113	-9,191	-	18. Mutual funds
2,684	10,700	8,200	9,000	23,677	43,904	123,136	176,809	53,673	-	19. Shares
2,090	61,025	571	28,643	29,482	41,182	155,640	85,205	-70,435	-	20. Other equities
-	-	-	957,943	-	-	957,943	957,943	-	-	21. Life insurance reserves
-	-	-	97,194	-	-	97,194	97,194	-	-	22. Pension fund reserves
-	-	-	-	-	-	511,483	538,624	9,253	-17,888	23. Accounts receivable/payable
3,534	-	99	-	30,017	-	373,343	-	-	373,343	24. Outward direct investment
-26,669	-	724,705	-	-11,953	-	574,735	58,137	58,137	574,735	25. Outward securities investment and issuance
-	-	-	-	-	-	183,857	-	-	183,857	26. Reserve assets of Central Bank
140,436	-	-206,725	-	-7,721	-	128,166	-	-231,543	-103,377	27. Net other assets & liabilities
<b>2,217,665</b>	<b>2,307,157</b>	<b>842,608</b>	<b>1,068,977</b>	<b>9,317</b>	<b>-13,425</b>	<b>6,574,853</b>	<b>5,804,383</b>	<b>509,901</b>	<b>1,280,371</b>	<b>Total</b>
-89,492	-	-226,369	-	22,743	-	770,470	-	-770,470	-	Net financial investment

民國101年  
Flow of Funds

項 目	家庭及非營利團體 Households & non-profit institutions		企 業 Business				政 府 Government		中央銀行 Central Bank	
	資金用途 Use of Funds	資金來源 Source of Funds	民 營 Private enterprises		公 營 Public enterprises		資金用途 Use of Funds	資金來源 Source of Funds	資金用途 Use of Funds	資金來源 Source of Funds
			Use of Funds	Source of Funds	Use of Funds	Source of Funds				
1. 通貨	60,849	—	30,839	—	31	—	-21	—	—	116,930
2. 活期性存款	594,665	—	60,340	—	11,454	—	—	—	—	—
3. 定期性存款及外匯存款	404,475	—	14,676	—	4,869	—	—	—	—	—
4. 國外存款	-304,949	—	600	—	-35	—	—	—	—	—
5. 政府存款	—	—	—	—	—	—	-25,307	—	—	-14,339
6. 準備性存款	—	—	—	—	—	—	—	—	—	64,209
7. 非準備存款	—	—	—	—	—	—	—	—	—	16,206
8. 中央銀行單券	—	—	—	—	—	—	—	—	—	-39,595
9. 中央銀行融通	—	—	—	—	—	—	—	—	-221,380	—
10. 金融機構同業往來	—	—	—	—	—	—	—	—	—	—
11. 金融機構放款	—	332,307	—	254,384	—	-73,901	—	10,077	—	—
12. 附條件交易	-172,593	—	-23,792	—	-2,911	—	-400	—	—	—
13. 非金融部門放款	-8,147	-14,995	42,880	-42,041	—	-29,588	-20,057	1,022	—	—
14. 短期票券	8,611	—	5,091	58,255	—	193,002	—	—	—	—
15. 政府債券	-7,957	—	-54	—	641	—	5,342	305,410	—	—
16. 國內公司債	17,720	—	-508	205,644	1,437	55,955	—	—	—	—
17. 金融債券	-20,293	—	40	—	1,771	—	—	—	—	—
18. 共同基金	104,832	—	-42,107	—	-1,319	—	802	—	—	—
19. 上市上櫃公司股權	29,603	—	11,320	51,579	47	—	2,591	—	—	—
20. 其他企業權益	97,257	—	42,289	205,168	6	-98,567	17,644	—	—	—
21. 人壽保險準備	1,365,034	—	—	—	—	—	—	—	—	—
22. 退休基金準備	261,329	—	—	—	—	—	—	—	—	—
23. 應收、應付款	-41,141	79,991	669,716	537,652	-9,776	5,510	—	—	—	—
24. 對外直接投資	22,003	—	304,219	—	-538	—	—	—	—	—
25. 國外證券	84,973	—	11,132	30,992	—	—	—	—	—	—
26. 中央銀行準備資產	—	—	—	—	—	—	—	—	458,574	—
27. 其他債權債務淨額	203,538	—	-563,746	—	-15,426	—	-56,873	—	348,071	—
<b>合 計</b>	<b>2,699,809</b>	<b>397,303</b>	<b>562,936</b>	<b>1,301,633</b>	<b>-9,751</b>	<b>52,410</b>	<b>-76,280</b>	<b>316,509</b>	<b>585,265</b>	<b>143,411</b>
金融性投資淨額	2,302,507	—	-738,697	—	-62,161	—	-392,789	—	441,854	—

資金流量表

Matrix for 2012

單位：新台幣百萬元

Millions of N.T.Dollars

金融機構 Financial institutions						國內 全體部門 All domestic sectors		國外 部門 Rest of the world		Items
其他貨幣機構 Other monetary financial institutions		保險公司及退休基金 Insurance companies & pension funds		其他金融機構 Other financial institutions		資金用途 Use of Funds	資金來源 Source of Funds	資金用途 Use of Funds	資金來源 Source of Funds	
資金用途 Use of Funds	資金來源 Source of Funds	資金用途 Use of Funds	資金來源 Source of Funds	資金用途 Use of Funds	資金來源 Source of Funds					
21,062	—	522	—	3,647	—	116,930	116,930	—	—	1. Currency
1,933	622,148	21,320	—	-56,988	—	632,724	622,148	-10,576	—	2. Demand deposits
1,735	693,092	165,523	—	51,398	—	642,676	693,092	50,416	—	3. Time deposits & foreign currency deposits
-125,898	—	1,939	—	2,346	—	-425,997	—	—	-425,997	4. Foreign deposits
—	-10,968	—	—	—	—	-25,307	-25,307	—	—	5. Government deposits
64,209	—	—	—	—	—	64,209	64,209	—	—	6. Reserves against deposits
16,733	—	-527	—	—	—	16,206	16,206	—	—	7. Deposits with Central Bank other than reserve requirements
-42,665	—	—	—	3,070	—	-39,595	-39,595	—	—	8. Central Bank securities
—	-221,380	—	—	—	—	-221,380	-221,380	—	—	9. Accommodations from Central Bank
20,646	187	—	—	187	20,646	20,833	20,833	—	—	10. Interbank claims
619,141	817	56,083	-24,702	-41,595	106,305	633,629	605,287	—	28,343	11. Loans by financial institutions
86,080	-101,174	-203	—	-90,161	-84,716	-203,980	-185,890	18,090	—	12. Repurchase agreements
—	43,682	—	—	—	-1,414	14,675	-43,335	-58,137	-127	13. Loans by nonfinancial institutions
281,099	—	-65,178	—	57,400	35,766	287,023	287,023	—	—	14. Short-term securities
319,024	—	62,117	—	-33,218	—	345,895	305,410	-40,485	—	15. Government securities
117,756	—	103,411	—	12,172	6,891	251,987	268,490	16,503	—	16. Domestic corporate bonds
3,980	121,690	128,414	—	4,403	—	118,314	121,690	3,376	—	17. Bank debentures
8,426	-1,020	27,044	—	10,909	109,421	108,587	108,401	-186	—	18. Mutual funds
1,292	—	4,452	714	8,849	32,527	58,154	84,820	26,667	—	19. Shares
2,692	89,502	1,121	-23,968	40,852	-2,960	201,861	169,175	-32,687	—	20. Other equities
—	—	—	1,365,034	—	—	1,365,034	1,365,034	—	—	21. Life insurance reserves
—	—	—	261,329	—	—	261,329	261,329	—	—	22. Pension fund reserves
—	—	—	—	—	—	618,799	623,153	-918	-5,272	23. Accounts receivable/payable
6,179	—	2,411	—	54,910	—	389,184	—	—	389,184	24. Outward direct investment
129,511	—	1,006,215	—	109,893	7,522	1,341,723	38,514	38,514	1,341,723	25. Outward securities investment and issuance
—	—	—	—	—	—	458,574	—	—	458,574	26. Reserve assets of Central Bank
-57,448	—	-111,220	—	58,064	—	-195,040	—	425,489	230,449	27. Net other assets & liabilities
<b>1,475,487</b>	<b>1,236,577</b>	<b>1,403,444</b>	<b>1,578,407</b>	<b>196,137</b>	<b>229,987</b>	<b>6,837,048</b>	<b>5,256,237</b>	<b>436,066</b>	<b>2,016,877</b>	<b>Total</b>
238,910	—	-174,963	—	-33,850	—	1,580,811	—	-1,580,811	—	<i>Net financial investment</i>

民國102年  
Flow of Funds

項 目	家庭及非營利團體 Households & non-profit institutions		企 業 Business				政 府 Government		中 央 銀 行 Central Bank	
	資金用途 Use of Funds	資金來源 Source of Funds	民 營 Private enterprises		公 營 Public enterprises		資金用途 Use of Funds	資金來源 Source of Funds	資金用途 Use of Funds	資金來源 Source of Funds
			資金用途 Use of Funds	資金來源 Source of Funds	資金用途 Use of Funds	資金來源 Source of Funds				
1. 通貨	124,944	—	561	—	-7	—	-38	—	—	118,452
2. 活期性存款	594,574	—	351,440	—	-6,441	—	—	—	—	—
3. 定期性存款及外匯存款	575,212	—	183,839	—	-19,233	—	—	—	—	—
4. 國外存款	-434,244	—	-2,076	—	-45	—	—	—	—	—
5. 政府存款	—	—	—	—	—	—	-56,217	—	—	-19,492
6. 準備性存款	—	—	—	—	—	—	—	—	—	101,355
7. 非準備存款	—	—	—	—	—	—	—	—	—	26,987
8. 中央銀行單券	—	—	—	—	—	—	—	—	—	200,660
9. 中央銀行融通	—	—	—	—	—	—	—	—	213,042	—
10. 金融機構同業往來	—	—	—	—	—	—	—	—	—	—
11. 金融機構放款	—	791,184	—	252,315	—	5,417	—	-209,742	—	—
12. 附條件交易	-180,170	—	-1,978	—	400	—	—	—	—	—
13. 非金融部門放款	-28,560	-9,340	1,820	-68,090	—	-16,522	-26,495	-4,677	—	—
14. 短期票券	5,265	—	-5,712	92,969	—	55,984	—	—	—	—
15. 政府債券	3,034	—	-603	—	-261	—	29,621	303,347	—	—
16. 國內公司債	16,223	—	-8,435	240,821	328	18,600	—	—	—	—
17. 金融債券	19,667	—	226	—	851	—	—	—	—	—
18. 共同基金	-37,883	—	-16,720	—	2,901	—	8,494	—	—	—
19. 上市上櫃公司股權	58,122	—	22,150	94,551	140	—	5,085	—	—	—
20. 其他企業權益	272,671	—	118,565	514,950	13	703	49,549	—	—	—
21. 人壽保險準備	1,582,291	—	—	—	—	—	—	—	—	—
22. 退休基金準備	284,888	—	—	—	—	—	—	—	—	—
23. 應收、應付款	178,413	151,326	924,778	972,905	41,825	7,923	—	—	—	—
24. 對外直接投資	26,302	—	371,290	—	5,161	—	—	—	—	—
25. 國外證券	19,910	—	18,026	-30,061	—	—	—	—	—	—
26. 中央銀行準備資產	—	—	—	—	—	—	—	—	336,948	—
27. 其他債權債務淨額	93,420	—	1,150,939	—	-168,503	—	-90,402	—	-502,610	—
<b>合 計</b>	<b>3,174,079</b>	<b>933,171</b>	<b>3,108,111</b>	<b>2,070,361</b>	<b>-142,872</b>	<b>72,104</b>	<b>-80,404</b>	<b>88,928</b>	<b>47,380</b>	<b>427,962</b>
金融性投資淨額	2,240,908	—	1,037,750	—	-214,976	—	-169,332	—	-380,582	—

資金流量表

Matrix for 2013

單位：新台幣百萬元

Millions of N.T.Dollars

金融機構 Financial institutions						國內 全體部門 All domestic sectors		國外 部門 Rest of the world		Items
其他貨幣機構 Other monetary financial institutions		保險公司及退休基金 Insurance companies & pension funds		其他金融機構 Other financial institutions		資金用途 Use of Funds	資金來源 Source of Funds	資金用途 Use of Funds	資金來源 Source of Funds	
資金用途 Use of Funds	資金來源 Source of Funds	資金用途 Use of Funds	資金來源 Source of Funds	資金用途 Use of Funds	資金來源 Source of Funds					
-7,987	-	-417	-	1,396	-	118,452	118,452	-	-	1. Currency
7,806	1,047,110	94,088	-	17,046	-	1,058,513	1,047,110	-11,403	-	2. Demand deposits
-20,218	1,565,611	-22,414	-	90,549	-	787,735	1,565,611	777,876	-	3. Time deposits & foreign currency deposits
1,036,775	-	12,541	-	4,469	-	617,421	-	-	617,421	4. Foreign deposits
-	-36,725	-	-	-	-	-56,217	-56,217	-	-	5. Government deposits
101,355	-	-	-	-	-	101,355	101,355	-	-	6. Reserves against deposits
-169	-	27,156	-	-	-	26,987	26,987	-	-	7. Deposits with Central Bank other than reserve requirements
179,330	-	-	-	21,330	-	200,660	200,660	-	-	8. Central Bank securities
-	213,042	-	-	-	-	213,042	213,042	-	-	9. Accommodations from Central Bank
22,662	1,197	-	-	1,197	22,662	23,859	23,859	-	-	10. Interbank claims
1,239,676	3,526	199,857	-2,746	57,829	118,294	1,497,362	958,249	-	539,113	11. Loans by financial institutions
39,234	-28,260	5,984	-	-21,273	5,542	-157,803	-22,718	138,055	2,970	12. Repurchase agreements
-	502,995	-	-	-	5,235	-53,236	409,602	461,080	-1,757	13. Loans by nonfinancial institutions
145,061	-	-36,697	-	67,592	26,556	175,509	175,509	-	-	14. Short-term securities
277,869	-	82,444	-	-61,666	-	330,439	303,347	-27,092	-	15. Government securities
85,376	-	126,265	-	29,582	-13,611	249,340	245,810	-3,530	-	16. Domestic corporate bonds
-3,494	7,672	-21,103	-	2,639	-	-1,213	7,672	8,885	-	17. Bank debentures
4,865	82	135,811	-	7,566	103,411	105,034	103,493	-1,541	-	18. Mutual funds
2,535	-13,281	8,739	63	17,368	86,209	114,138	167,542	53,404	-	19. Shares
7,529	87,955	3,142	14,735	114,539	8,263	566,008	626,606	60,598	-	20. Other equities
-	-	-	1,582,291	-	-	1,582,291	1,582,291	-	-	21. Life insurance reserves
-	-	-	284,888	-	-	284,888	284,888	-	-	22. Pension fund reserves
-	-	-	-	-	-	1,145,015	1,132,154	3,960	16,821	23. Accounts receivable/payable
20,323	-	2,115	-	-	-	425,190	-	-	425,190	24. Outward direct investment
163,443	-	871,894	-	22,717	-	1,095,990	-30,061	-30,061	1,095,990	25. Outward securities investment and issuance
-	-	-	-	-	-	336,948	-	-	336,948	26. Reserve assets of Central Bank
439,130	-	-437,777	-	-91,915	-	392,283	-	-174,641	217,641	27. Net other assets & liabilities
<b>3,741,102</b>	<b>3,350,924</b>	<b>1,051,629</b>	<b>1,879,231</b>	<b>280,965</b>	<b>362,561</b>	<b>11,179,990</b>	<b>9,185,243</b>	<b>1,255,590</b>	<b>3,250,337</b>	<b>Total</b>
390,177	-	-827,602	-	-81,596	-	1,994,747	-	-1,994,747	-	<i>Net financial investment</i>

貳、民國89年底至102年底  
II. Financial Assets & Liabilities

民國89年底各部門  
Financial Assets & Liabilities

項 目	家庭及非營利團體 Households & non-profit institutions		企 業 Business				政 府 Government		中央銀行 Central Bank	
	資 產 Assets	負 債 Liabilities	民 營 Private enterprises		公 營 Public enterprises		資 產 Assets	負 債 Liabilities	資 產 Assets	負 債 Liabilities
			資 產 Assets	負 債 Liabilities	資 產 Assets	負 債 Liabilities				
1. 通貨	218,538	—	303,174	—	624	—	469	—	—	708,414
2. 活期性存款	3,511,284	—	1,179,396	—	36,845	—	—	—	—	—
3. 定期性存款及外匯存款	10,975,324	—	989,840	—	168,438	—	—	—	—	—
4. 國外存款	593,954	—	1,049	—	29	—	—	—	—	—
5. 政府存款	—	—	—	—	—	—	938,737	—	—	141,164
6. 準備性存款	—	—	—	—	—	—	—	—	—	895,151
7. 非準備存款	—	—	—	—	—	—	—	—	—	1,197,476
8. 中央銀行單券	—	—	—	—	—	—	—	—	—	561,785
9. 中央銀行融通	—	—	—	—	—	—	—	—	294,521	—
10. 金融機構同業往來	—	—	—	—	—	—	—	—	—	—
11. 金融機構放款	—	8,120,423	—	5,953,803	—	449,395	—	2,086,745	2,040	—
12. 附條件交易	596,017	—	103,674	29,066	—	—	—	—	37,860	—
13. 非金融部門放款	443,234	369,953	107,220	662,602	2,196	154,204	647,173	45,136	—	—
14. 短期票券	37,994	—	63,822	986,809	36,412	40,439	—	—	—	—
15. 政府債券	10,067	—	17,053	—	808	—	—	1,525,335	—	—
16. 國內公司債	56,427	—	18,698	607,242	635	84,685	—	—	—	—
17. 金融債券	5,961	—	3,519	—	1,946	—	—	—	—	—
18. 共同基金	638,309	—	232,319	—	5,726	—	—	—	—	—
19. 上市上櫃公司股權	4,402,303	—	1,041,587	6,866,148	2,612	723,579	1,124,152	—	—	—
20. 其他企業權益	3,899,428	—	1,431,765	5,299,745	20,938	2,606,698	3,409,534	—	23,870	509,682
21. 人壽保險準備	2,492,372	—	—	—	—	—	—	—	—	—
22. 退休基金準備	363,431	—	—	—	—	—	—	—	—	—
23. 應收、應付款	2,111,094	404,547	5,798,930	6,795,555	173,262	441,201	—	—	—	—
24. 對外直接投資	1,403,077	—	650,585	—	4,157	—	—	—	—	—
25. 國外證券	552,239	—	52,633	138,995	—	—	—	—	—	—
26. 中央銀行準備資產	—	—	—	—	—	—	—	—	3,674,319	—
27. 其他債權債務淨額	478,242	—	—	458,855	—	114,056	—	75,394	—	31,865
<b>金融性資產負債合計</b>	<b>32,789,296</b>	<b>8,894,923</b>	<b>11,995,264</b>	<b>27,798,821</b>	<b>454,628</b>	<b>4,614,257</b>	<b>6,120,066</b>	<b>3,732,611</b>	<b>4,032,610</b>	<b>4,045,537</b>

各部門金融性資產負債餘額表  
of All Sectors in 2000-2013 (End of Period)

金融性資產負債餘額表  
of All Sectors at the end of 2000

單位：新台幣百萬元

Millions of N.T.Dollars

金融機構 Financial institutions						國內 全體部門 All domestic sectors		國外 部門 Rest of the world		Items
其他貨幣機構 Other monetary financial institutions		保險公司及退休基金 Insurance companies & pension funds		其他金融機構 Other financial institutions		資產 Assets	負債 Liabilities	資產 Assets	負債 Liabilities	
資產 Assets	負債 Liabilities	資產 Assets	負債 Liabilities	資產 Assets	負債 Liabilities					
180,666	—	1,295	—	3,647	—	708,414	708,414	—	—	1. Currency
16,306	4,955,841	27,142	—	98,383	—	4,869,355	4,955,841	86,486	—	2. Demand deposits
879,468	14,851,192	781,897	—	497,618	—	14,292,585	14,851,192	558,607	—	3. Time deposits & foreign currency deposits
560,963	—	—	—	7,072	—	1,163,067	—	—	1,163,067	4. Foreign deposits
—	797,461	—	—	—	112	938,737	938,737	—	—	5. Government deposits
895,151	—	—	—	—	—	895,151	895,151	—	—	6. Reserves against deposits
1,184,693	—	12,781	—	2	—	1,197,476	1,197,476	—	—	7. Deposits with Central Bank other than reserve requirements
557,125	—	—	—	4,660	—	561,785	561,785	—	—	8. Central Bank securities
—	287,521	—	—	—	7,000	294,521	294,521	—	—	9. Accommodations from Central Bank
52,763	11,199	—	—	11,199	52,763	63,962	63,962	—	—	10. Interbank claims
16,564,397	39,865	1,006,897	21,544	346,754	396,141	17,920,089	17,067,917	—	852,172	11. Loans by financial institutions
353,610	434,773	54,314	—	366,812	1,048,678	1,512,286	1,512,517	231	—	12. Repurchase agreements
—	232,295	—	—	—	869	1,199,823	1,465,059	279,574	14,338	13. Loans by nonfinancial institutions
566,174	—	153,155	—	405,655	239,231	1,263,213	1,266,479	3,266	—	14. Short-term securities
555,398	—	434,633	—	507,376	—	1,525,335	1,525,335	—	—	15. Government securities
112,961	—	114,921	—	403,431	15,377	707,073	707,304	231	—	16. Domestic corporate bonds
25,839	91,668	15,858	—	38,545	—	91,668	91,668	—	—	17. Bank debentures
63,984	—	58,308	—	74,889	1,093,137	1,073,535	1,093,137	19,602	—	18. Mutual funds
453,412	1,067,083	174,085	445,225	1,008,825	169,098	8,206,976	9,271,133	1,064,157	—	19. Shares
170,937	559,460	24,816	76,199	520,304	874,910	9,501,591	9,926,693	425,102	—	20. Other equities
—	—	—	2,492,372	—	—	2,492,372	2,492,372	—	—	21. Life insurance reserves
—	—	—	363,431	—	—	363,431	363,431	—	—	22. Pension fund reserves
—	—	—	—	—	—	8,083,286	7,641,303	400,253	842,236	23. Accounts receivable/payable
48,391	—	—	—	2,012	—	2,108,222	—	—	2,108,222	24. Outward direct investment
193,103	38,799	124,540	—	61,862	264	984,378	178,058	139,952	946,272	25. Outward securities investment and issuance
—	—	—	—	—	—	3,674,319	—	—	3,674,319	26. Reserve assets of Central Bank
1,026,897	—	—	493,233	—	298,086	1,505,139	1,471,489	—	33,650	27. Net other assets & liabilities
<b>24,462,238</b>	<b>23,367,157</b>	<b>2,984,641</b>	<b>3,892,004</b>	<b>4,359,045</b>	<b>4,195,665</b>	<b>87,197,789</b>	<b>80,540,974</b>	<b>2,977,461</b>	<b>9,634,276</b>	<b>Total</b>



民國90年底各部門  
Financial Assets & Liabilities

項 目	家庭及非營利團體 Households & non-profit institutions		企 業 Business				政 府 Government		中央銀行 Central Bank	
	資 產 Assets	負 債 Liabilities	民 營 Private enterprises		公 營 Public enterprises		資 產 Assets	負 債 Liabilities	資 產 Assets	負 債 Liabilities
			資 產 Assets	負 債 Liabilities	資 產 Assets	負 債 Liabilities				
1. 通貨	274,604	—	244,625	—	552	—	475	—	—	692,622
2. 活期性存款	4,195,981	—	1,095,514	—	22,325	—	—	—	—	—
3. 定期性存款及外匯存款	10,935,590	—	976,123	—	140,781	—	—	—	—	—
4. 國外存款	691,911	—	1,529	—	179	—	—	—	—	—
5. 政府存款	—	—	—	—	—	—	949,400	—	—	113,616
6. 準備性存款	—	—	—	—	—	—	—	—	—	781,360
7. 非準備存款	—	—	—	—	—	—	—	—	—	1,653,947
8. 中央銀行單券	—	—	—	—	—	—	—	—	—	953,120
9. 中央銀行融通	—	—	—	—	—	—	—	—	454,918	—
10. 金融機構同業往來	—	—	—	—	—	—	—	—	—	—
11. 金融機構放款	—	8,106,135	—	5,819,599	—	468,458	—	2,169,501	2,040	—
12. 附條件交易	320,335	—	81,822	15,023	—	—	—	—	—	—
13. 非金融部門放款	239,952	349,149	93,997	536,432	253	137,527	580,617	35,597	—	—
14. 短期票券	33,321	—	44,203	868,608	6,499	76,622	—	—	—	—
15. 政府債券	7,824	—	16,697	—	818	—	—	1,908,304	—	—
16. 國內公司債	50,853	—	17,492	665,020	632	126,220	—	—	—	—
17. 金融債券	20,328	—	6,492	—	—	—	—	—	—	—
18. 共同基金	1,109,388	—	278,402	—	39,962	—	—	—	—	—
19. 上市上櫃公司股權	5,141,808	—	1,370,562	9,206,567	1,889	501,682	727,095	—	—	—
20. 其他企業權益	3,811,208	—	1,711,537	5,439,287	48,028	2,559,394	3,631,577	—	24,222	729,074
21. 人壽保險準備	2,919,504	—	—	—	—	—	—	—	—	—
22. 退休基金準備	406,457	—	—	—	—	—	—	—	—	—
23. 應收、應付款	2,223,578	402,683	5,171,468	6,541,140	157,685	321,638	—	—	—	—
24. 對外直接投資	1,541,234	—	759,987	—	4,448	—	—	—	—	—
25. 國外證券	736,158	—	63,714	164,113	—	—	—	—	—	—
26. 中央銀行準備資產	—	—	—	—	—	—	—	—	4,430,906	—
27. 其他債權債務淨額	536,768	—	—	673,061	—	96,996	—	85,724	21,285	—
<b>金融性資產負債合計</b>	<b>35,196,801</b>	<b>8,857,967</b>	<b>11,934,163</b>	<b>29,928,850</b>	<b>424,051</b>	<b>4,288,537</b>	<b>5,889,163</b>	<b>4,199,127</b>	<b>4,933,371</b>	<b>4,923,739</b>

金融性資產負債餘額表  
of All Sectors at the end of 2001

單位：新台幣百萬元  
Millions of N.T.Dollars

金融機構 Financial institutions						國內 全體部門 All domestic sectors		國外 部門 Rest of the world		Items
其他貨幣機構 Other monetary financial institutions		保險公司及退休基金 Insurance companies & pension funds		其他金融機構 Other financial institutions		資產 Assets	負債 Liabilities	資產 Assets	負債 Liabilities	
資產 Assets	負債 Liabilities	資產 Assets	負債 Liabilities	資產 Assets	負債 Liabilities					
166,963	—	1,584	—	3,819	—	692,622	692,622	—	—	1. Currency
26,218	5,646,219	71,902	—	136,741	—	5,548,680	5,646,219	97,539	—	2. Demand deposits
872,091	15,145,169	835,731	—	685,529	—	14,445,844	15,145,169	699,325	—	3. Time deposits & foreign currency deposits
625,120	—	—	—	2,425	—	1,321,164	—	—	1,321,164	4. Foreign deposits
—	835,759	—	—	—	25	949,400	949,400	—	—	5. Government deposits
781,360	—	—	—	—	—	781,360	781,360	—	—	6. Reserves against deposits
1,636,376	—	17,563	—	8	—	1,653,947	1,653,947	—	—	7. Deposits with Central Bank other than reserve requirements
945,410	—	—	—	7,710	—	953,120	953,120	—	—	8. Central Bank securities
—	454,918	—	—	—	—	454,918	454,918	—	—	9. Accommodations from Central Bank
90,026	10,036	—	—	10,036	90,026	100,062	100,062	—	—	10. Interbank claims
16,702,070	20,494	1,078,762	80,778	402,136	383,554	18,185,008	17,048,520	—	1,136,489	11. Loans by financial institutions
327,071	372,326	58,503	—	646,455	1,047,153	1,434,186	1,434,502	316	—	12. Repurchase agreements
—	168,754	—	—	—	8,027	914,819	1,235,486	334,772	14,105	13. Loans by nonfinancial institutions
567,659	—	88,016	—	370,397	165,460	1,110,095	1,110,690	595	—	14. Short-term securities
768,248	—	600,726	—	513,886	—	1,908,199	1,908,304	105	—	15. Government securities
104,780	—	116,631	—	517,399	17,282	807,787	808,522	735	—	16. Domestic corporate bonds
51,768	202,611	30,141	—	93,882	—	202,611	202,611	—	—	17. Bank debentures
98,199	—	112,784	—	108,263	1,767,844	1,746,998	1,767,844	20,846	—	18. Mutual funds
707,936	864,487	264,486	94,200	1,410,262	992,303	9,624,038	11,659,239	2,035,201	—	19. Shares
252,654	844,840	40,345	201,745	595,174	869,149	10,114,744	10,643,489	528,745	—	20. Other equities
—	—	—	2,919,504	—	—	2,919,504	2,919,504	—	—	21. Life insurance reserves
—	—	—	406,457	—	—	406,457	406,457	—	—	22. Pension fund reserves
—	—	—	—	—	—	7,552,731	7,265,461	522,721	809,991	23. Accounts receivable/payable
68,736	—	—	—	3,165	—	2,377,570	—	—	2,377,570	24. Outward direct investment
236,017	24,960	342,449	—	65,636	329	1,443,974	189,402	153,121	1,407,693	25. Outward securities investment and issuance
—	—	—	—	—	—	4,430,906	—	—	4,430,906	26. Reserve assets of Central Bank
1,293,247	—	—	452,863	—	517,186	1,851,300	1,825,831	—	25,469	27. Net other assets & liabilities
<b>26,321,950</b>	<b>24,590,573</b>	<b>3,659,623</b>	<b>4,155,547</b>	<b>5,572,923</b>	<b>5,858,339</b>	<b>93,932,044</b>	<b>86,802,678</b>	<b>4,394,021</b>	<b>11,523,387</b>	<b>Total</b>

民國91年底各部門  
Financial Assets & Liabilities

項 目	家庭及非營利團體 Households & non-profit institutions		企 業 Business				政 府 Government		中央銀行 Central Bank	
	資 產 Assets	負 債 Liabilities	民 營 Private enterprises		公 營 Public enterprises		資 產 Assets	負 債 Liabilities	資 產 Assets	負 債 Liabilities
			資 產 Assets	負 債 Liabilities	資 產 Assets	負 債 Liabilities				
1. 通貨	299,293	—	221,128	—	589	—	445	—	—	698,203
2. 活期性存款	4,762,104	—	1,112,001	—	16,624	—	—	—	—	—
3. 定期性存款及外匯存款	10,684,291	—	974,629	—	131,184	—	—	—	—	—
4. 國外存款	720,670	—	2,489	—	183	—	—	—	—	—
5. 政府存款	—	—	—	—	—	—	890,155	—	—	140,071
6. 準備性存款	—	—	—	—	—	—	—	—	—	871,682
7. 非準備存款	—	—	—	—	—	—	—	—	—	1,885,143
8. 中央銀行單券	—	—	—	—	—	—	—	—	—	1,947,985
9. 中央銀行融通	—	—	—	—	—	—	—	—	672,020	—
10. 金融機構同業往來	—	—	—	—	—	—	—	—	—	—
11. 金融機構放款	—	7,974,128	—	5,448,830	—	478,404	—	1,961,040	2,040	—
12. 附條件交易	504,401	—	57,157	2,289	—	—	—	—	—	—
13. 非金融部門放款	65,807	315,862	82,010	362,617	248	138,024	532,055	30,841	—	—
14. 短期票券	26,339	—	47,528	645,616	11,985	44,692	—	—	—	—
15. 政府債券	12,452	—	14,002	—	56	—	—	2,394,536	—	—
16. 國內公司債	125,919	—	14,640	766,621	700	172,610	—	—	—	—
17. 金融債券	6,744	—	8,134	—	200	—	—	—	—	—
18. 共同基金	1,181,962	—	540,495	—	57,885	—	—	—	—	—
19. 上市上櫃公司股權	4,830,289	—	1,230,923	7,573,416	2,674	496,858	771,494	—	—	—
20. 其他企業權益	4,472,123	—	2,019,052	5,852,532	50,377	2,541,155	3,744,028	—	24,264	972,462
21. 人壽保險準備	3,494,402	—	—	—	—	—	—	—	—	—
22. 退休基金準備	454,912	—	—	—	—	—	—	—	—	—
23. 應收、應付款	2,500,074	399,930	5,678,197	7,323,847	145,859	324,331	—	—	—	—
24. 對外直接投資	1,546,561	—	916,164	—	5,801	—	—	—	—	—
25. 國外證券	1,013,555	—	95,923	180,543	404	—	—	—	—	—
26. 中央銀行準備資產	—	—	—	—	—	—	—	—	5,775,080	—
27. 其他債權債務淨額	548,427	—	—	657,211	—	95,271	7,154	—	51,885	—
<b>金融性資產負債合計</b>	<b>37,250,325</b>	<b>8,689,921</b>	<b>13,014,472</b>	<b>28,813,522</b>	<b>424,768</b>	<b>4,291,346</b>	<b>5,945,331</b>	<b>4,386,416</b>	<b>6,525,289</b>	<b>6,515,546</b>

金融性資產負債餘額表  
of All Sectors at the end of 2002

單位：新台幣百萬元  
Millions of N.T.Dollars

金融機構 Financial institutions						國內 全體部門 All domestic sectors		國外 部門 Rest of the world		Items
其他貨幣機構 Other monetary financial institutions		保險公司及退休基金 Insurance companies & pension funds		其他金融機構 Other financial institutions		資產 Assets	負債 Liabilities	資產 Assets	負債 Liabilities	
資產 Assets	負債 Liabilities	資產 Assets	負債 Liabilities	資產 Assets	負債 Liabilities					
170,925	—	4,232	—	1,591	—	698,203	698,203	—	—	1. Currency
24,670	6,228,223	53,440	—	153,284	—	6,122,123	6,228,223	106,100	—	2. Demand deposits
838,249	14,974,863	747,437	—	758,497	—	14,134,286	14,974,863	840,577	—	3. Time deposits & foreign currency deposits
473,843	—	—	—	4,569	—	1,201,754	—	—	1,201,754	4. Foreign deposits
—	749,995	—	—	—	89	890,155	890,155	—	—	5. Government deposits
871,682	—	—	—	—	—	871,682	871,682	—	—	6. Reserves against deposits
1,867,341	—	17,781	—	21	—	1,885,143	1,885,143	—	—	7. Deposits with Central Bank other than reserve requirements
1,908,460	—	—	—	39,525	—	1,947,985	1,947,985	—	—	8. Central Bank securities
—	672,020	—	—	—	—	672,020	672,020	—	—	9. Accommodations from Central Bank
77,576	7,126	—	—	7,126	77,576	84,702	84,702	—	—	10. Interbank claims
16,115,915	25,715	1,077,867	124,404	329,285	464,011	17,525,107	16,476,533	—	1,048,574	11. Loans by financial institutions
246,720	454,400	82,389	—	701,400	1,135,686	1,592,066	1,592,375	309	—	12. Repurchase agreements
—	235,164	—	—	—	7,617	680,121	1,090,125	423,483	13,479	13. Loans by nonfinancial institutions
331,977	—	127,459	—	332,668	187,648	877,956	877,956	—	—	14. Short-term securities
818,219	—	928,927	—	620,743	—	2,394,397	2,394,536	139	—	15. Government securities
128,383	—	111,712	—	625,291	68,006	1,006,646	1,007,237	591	—	16. Domestic corporate bonds
45,045	377,303	71,878	—	245,302	—	377,303	377,303	—	—	17. Bank debentures
116,219	—	137,767	—	132,190	2,179,703	2,166,519	2,179,703	13,184	—	18. Mutual funds
381,311	376,584	202,314	37,637	1,008,340	1,496,178	8,427,344	9,980,673	1,553,329	—	19. Shares
233,036	1,214,342	51,499	216,932	675,013	1,055,996	11,269,394	11,853,420	584,026	—	20. Other equities
—	—	—	3,494,402	—	—	3,494,402	3,494,402	—	—	21. Life insurance reserves
—	—	—	454,912	—	—	454,912	454,912	—	—	22. Pension fund reserves
—	—	—	—	—	—	8,324,130	8,048,108	703,067	979,089	23. Accounts receivable/payable
75,811	—	—	—	27,227	—	2,571,564	—	—	2,571,564	24. Outward direct investment
305,786	19,999	610,505	—	128,830	79,020	2,155,003	279,562	211,706	2,087,147	25. Outward securities investment and issuance
—	—	—	—	—	—	5,775,080	—	—	5,775,080	26. Reserve assets of Central Bank
1,104,812	—	—	578,825	—	362,626	1,712,279	1,693,933	—	18,346	27. Net other assets & liabilities
<b>26,135,979</b>	<b>25,335,734</b>	<b>4,225,208</b>	<b>4,907,112</b>	<b>5,790,902</b>	<b>7,114,156</b>	<b>99,312,275</b>	<b>90,053,754</b>	<b>4,436,511</b>	<b>13,695,032</b>	<b>Total</b>

民國92年底各部門  
Financial Assets & Liabilities

項 目	家庭及非營利團體 Households & non-profit institutions		企 業 Business				政 府 Government		中央銀行 Central Bank	
	資 產 Assets	負 債 Liabilities	民 營 Private enterprises		公 營 Public enterprises		資 產 Assets	負 債 Liabilities	資 產 Assets	負 債 Liabilities
			資 產 Assets	負 債 Liabilities	資 產 Assets	負 債 Liabilities				
1. 通貨	357,325	—	242,858	—	543	—	465	—	—	784,814
2. 活期性存款	5,641,873	—	1,203,550	—	16,989	—	—	—	—	—
3. 定期性存款及外匯存款	10,579,388	—	1,083,690	—	129,579	—	—	—	—	—
4. 國外存款	700,555	—	2,434	—	165	—	—	—	—	—
5. 政府存款	—	—	—	—	—	—	929,697	—	—	156,452
6. 準備性存款	—	—	—	—	—	—	—	—	—	835,885
7. 非準備存款	—	—	—	—	—	—	—	—	—	2,099,544
8. 中央銀行單券	—	—	—	—	—	—	—	—	—	2,992,365
9. 中央銀行融通	—	—	—	—	—	—	—	—	807,891	—
10. 金融機構同業往來	—	—	—	—	—	—	—	—	—	—
11. 金融機構放款	—	8,434,614	—	5,375,882	—	463,874	—	1,953,329	—	—
12. 附條件交易	431,954	—	65,616	7,750	—	—	1,236	—	—	—
13. 非金融部門放款	75,619	300,840	84,901	314,785	3	149,925	517,788	26,443	—	—
14. 短期票券	24,469	—	67,183	587,623	15,922	19,056	—	—	—	—
15. 政府債券	25,161	—	10,392	—	4,777	—	76	2,648,495	—	—
16. 國內公司債	97,725	—	9,985	875,438	316	204,388	—	—	—	—
17. 金融債券	42,401	—	3,202	—	2,722	—	—	—	—	—
18. 共同基金	1,549,015	—	665,405	—	33,920	—	—	—	—	—
19. 上市上櫃公司股權	5,749,077	—	2,229,249	11,185,973	2,130	475,633	659,788	—	—	—
20. 其他企業權益	4,414,301	—	2,145,849	5,714,473	33,963	2,413,631	3,840,808	—	23,366	1,201,241
21. 人壽保險準備	4,148,006	—	—	—	—	—	—	—	—	—
22. 退休基金準備	544,973	—	—	—	—	—	—	—	—	—
23. 應收、應付款	2,357,178	317,013	5,686,626	7,196,827	165,002	377,338	—	—	—	—
24. 對外直接投資	1,445,400	—	1,195,923	—	4,828	—	—	—	—	—
25. 國外證券	1,747,356	—	103,114	297,177	300	—	—	—	—	—
26. 中央銀行準備資產	—	—	—	—	—	—	—	—	7,178,304	—
27. 其他債權債務淨額	892,798	—	—	674,112	—	149,071	—	152,002	71,765	—
<b>金融性資產負債合計</b>	<b>40,824,572</b>	<b>9,052,467</b>	<b>14,799,978</b>	<b>32,230,041</b>	<b>411,158</b>	<b>4,252,916</b>	<b>5,949,858</b>	<b>4,780,269</b>	<b>8,081,326</b>	<b>8,070,301</b>

金融性資產負債餘額表

of All Sectors at the end of 2003

單位：新台幣百萬元

Millions of N.T.Dollars

金融機構 Financial institutions						國內 全體部門 All domestic sectors		國外 部門 Rest of the world		Items
其他貨幣機構 Other monetary financial institutions		保險公司及退休基金 Insurance companies & pension funds		其他金融機構 Other financial institutions		資產 Assets	負債 Liabilities	資產 Assets	負債 Liabilities	
資產 Assets	負債 Liabilities	資產 Assets	負債 Liabilities	資產 Assets	負債 Liabilities					
176,609	—	1,327	—	5,688	—	784,814	784,814	—	—	1. Currency
36,513	7,330,943	67,298	—	211,250	—	7,177,474	7,330,943	153,469	—	2. Demand deposits
882,701	15,192,204	736,409	—	662,959	—	14,074,726	15,192,204	1,117,478	—	3. Time deposits & foreign currency deposits
510,854	—	—	—	9,682	—	1,223,690	—	—	1,223,690	4. Foreign deposits
—	773,141	—	—	—	104	929,697	929,697	—	—	5. Government deposits
835,885	—	—	—	—	—	835,885	835,885	—	—	6. Reserves against deposits
2,081,698	—	17,736	—	110	—	2,099,544	2,099,544	—	—	7. Deposits with Central Bank other than reserve requirements
2,924,200	—	—	—	68,165	—	2,992,365	2,992,365	—	—	8. Central Bank securities
—	807,891	—	—	—	—	807,891	807,891	—	—	9. Accommodations from Central Bank
84,572	10,504	—	—	10,504	84,572	95,076	95,076	—	—	10. Interbank claims
16,519,783	12,751	1,028,477	109,014	392,744	500,708	17,941,004	16,850,172	—	1,090,832	11. Loans by financial institutions
171,929	493,313	108,510	—	884,205	1,162,591	1,663,451	1,663,655	204	—	12. Repurchase agreements
—	292,465	—	—	—	4,384	678,311	1,088,842	425,758	15,227	13. Loans by nonfinancial institutions
259,165	—	152,233	—	296,657	208,949	815,628	815,628	—	—	14. Short-term securities
841,277	—	1,079,528	—	676,337	—	2,637,548	2,648,495	10,947	—	15. Government securities
157,556	—	107,010	—	802,622	97,088	1,175,214	1,176,914	1,700	—	16. Domestic corporate bonds
55,027	541,226	91,277	—	346,597	—	541,226	541,226	—	—	17. Bank debentures
84,550	—	186,252	—	133,931	2,667,018	2,653,073	2,667,018	13,945	—	18. Mutual funds
405,464	347,845	360,116	51,833	1,673,133	2,058,352	11,078,957	14,119,636	3,040,679	—	19. Shares
304,567	1,285,977	38,856	292,199	688,349	1,193,005	11,490,058	12,100,526	610,468	—	20. Other equities
—	—	—	4,148,006	—	—	4,148,006	4,148,006	—	—	21. Life insurance reserves
—	—	—	544,973	—	—	544,973	544,973	—	—	22. Pension fund reserves
—	—	—	—	—	—	8,208,806	7,891,178	760,886	1,078,515	23. Accounts receivable/payable
75,956	—	—	—	36,389	—	2,758,496	—	—	2,758,496	24. Outward direct investment
372,381	13,361	1,232,320	—	215,058	114,811	3,670,529	425,349	333,180	3,578,360	25. Outward securities investment and issuance
—	—	—	—	—	—	7,178,304	—	—	7,178,304	26. Reserve assets of Central Bank
1,120,563	—	—	691,636	—	395,349	2,085,126	2,062,171	—	22,955	27. Net other assets & liabilities
<b>27,901,250</b>	<b>27,101,621</b>	<b>5,207,349</b>	<b>5,837,661</b>	<b>7,114,380</b>	<b>8,486,931</b>	<b>110,289,872</b>	<b>99,812,207</b>	<b>6,468,714</b>	<b>16,946,379</b>	<b>Total</b>

民國93年底各部門  
Financial Assets & Liabilities

項 目	家庭及非營利團體 Households & non-profit institutions		企 業 Business				政 府 Government		中央銀行 Central Bank	
	資 產 Assets	負 債 Liabilities	民 營 Private enterprises		公 營 Public enterprises		資 產 Assets	負 債 Liabilities	資 產 Assets	負 債 Liabilities
			資 產 Assets	負 債 Liabilities	資 產 Assets	負 債 Liabilities				
1. 通貨	462,798	—	201,222	—	677	—	463	—	—	856,741
2. 活期性存款	6,295,818	—	1,379,075	—	14,251	—	—	—	—	—
3. 定期性存款及外匯存款	11,050,135	—	1,134,101	—	119,920	—	—	—	—	—
4. 國外存款	811,708	—	7,414	—	240	—	—	—	—	—
5. 政府存款	—	—	—	—	—	—	925,284	—	—	177,637
6. 準備性存款	—	—	—	—	—	—	—	—	—	862,687
7. 非準備存款	—	—	—	—	—	—	—	—	—	1,919,528
8. 中央銀行單券	—	—	—	—	—	—	—	—	—	3,562,885
9. 中央銀行融通	—	—	—	—	—	—	—	—	490,257	—
10. 金融機構同業往來	—	—	—	—	—	—	—	—	—	—
11. 金融機構放款	—	9,104,407	—	5,688,965	—	483,166	—	1,920,234	—	—
12. 附條件交易	553,610	—	121,026	2,087	2,800	—	1,500	—	—	142,194
13. 非金融部門放款	67,186	312,244	127,980	443,983	1	160,232	542,114	25,788	—	—
14. 短期票券	23,495	—	84,116	536,330	27,376	15,091	—	—	—	—
15. 政府債券	58,180	—	21,466	—	8,368	—	61	2,983,567	—	—
16. 國內公司債	57,049	—	24,424	867,265	1,029	228,364	—	—	—	—
17. 金融債券	20,355	—	8,143	—	4,075	—	—	—	—	—
18. 共同基金	1,166,063	—	806,468	—	35,440	—	25,944	—	—	—
19. 上市上櫃公司股票	5,845,046	—	2,399,791	11,529,058	2,686	602,983	788,476	—	—	—
20. 其他企業權益	4,834,787	—	1,925,206	5,878,788	32,141	2,392,533	3,561,661	—	22,638	827,428
21. 人壽保險準備	4,873,543	—	—	—	—	—	—	—	—	—
22. 退休基金準備	619,971	—	—	—	—	—	—	—	—	—
23. 應收、應付款	2,503,528	322,423	6,348,584	7,925,257	188,109	366,587	—	—	—	—
24. 對外直接投資	1,364,441	—	1,264,516	—	6,123	—	—	—	—	—
25. 國外證券	1,849,600	—	108,335	351,789	227	—	—	—	—	—
26. 中央銀行準備資產	—	—	—	—	—	—	—	—	7,832,744	—
27. 其他債權債務淨額	829,878	—	11,794	—	—	124,771	—	12,719	65,670	—
<b>金融性資產負債合計</b>	<b>43,287,191</b>	<b>9,739,073</b>	<b>15,973,659</b>	<b>33,223,523</b>	<b>443,462</b>	<b>4,373,727</b>	<b>5,845,502</b>	<b>4,942,308</b>	<b>8,411,309</b>	<b>8,349,100</b>

金融性資產負債餘額表  
of All Sectors at the end of 2004

單位：新台幣百萬元  
Millions of N.T.Dollars

金融機構 Financial institutions						國內 全體部門 All domestic sectors		國外 部門 Rest of the world		Items
其他貨幣機構 Other monetary financial institutions		保險公司及退休基金 Insurance companies & pension funds		其他金融機構 Other financial institutions		資產 Assets	負債 Liabilities	資產 Assets	負債 Liabilities	
資產 Assets	負債 Liabilities	資產 Assets	負債 Liabilities	資產 Assets	負債 Liabilities					
186,893	—	1,510	—	3,178	—	856,741	856,741	—	—	1. Currency
38,298	8,198,778	82,663	—	212,509	—	8,022,614	8,198,778	176,164	—	2. Demand deposits
892,975	15,968,097	877,132	—	595,581	—	14,669,845	15,968,097	1,298,252	—	3. Time deposits & foreign currency deposits
602,290	—	—	—	5,558	—	1,427,210	—	—	1,427,210	4. Foreign deposits
—	747,546	—	—	—	101	925,284	925,284	—	—	5. Government deposits
862,687	—	—	—	—	—	862,687	862,687	—	—	6. Reserves against deposits
1,900,870	—	18,537	—	121	—	1,919,528	1,919,528	—	—	7. Deposits with Central Bank other than reserve requirements
3,517,715	—	—	—	45,170	—	3,562,885	3,562,885	—	—	8. Central Bank securities
—	490,257	—	—	—	—	490,257	490,257	—	—	9. Accommodations from Central Bank
60,410	12,894	—	—	12,894	60,410	73,304	73,304	—	—	10. Interbank claims
17,367,562	6,628	995,821	127,237	432,425	444,703	18,795,808	17,775,340	—	1,020,468	11. Loans by financial institutions
226,851	571,682	126,587	15,496	868,339	1,311,447	1,900,713	2,042,907	142,194	—	12. Repurchase agreements
—	304,259	—	—	—	7,982	737,280	1,254,488	536,884	19,676	13. Loans by nonfinancial institutions
180,667	—	186,362	—	280,864	231,747	782,879	783,168	289	—	14. Short-term securities
1,050,545	—	1,276,108	—	552,351	—	2,967,079	2,983,567	16,488	—	15. Government securities
212,056	—	143,530	—	770,752	119,965	1,208,840	1,215,594	6,754	—	16. Domestic corporate bonds
64,042	709,051	161,408	—	451,028	—	709,051	709,051	—	—	17. Bank debentures
214,343	1,494	124,925	—	101,989	2,487,208	2,475,173	2,488,702	13,529	—	18. Mutual funds
594,441	553,805	428,045	67,798	1,780,937	2,463,411	11,839,420	15,217,055	3,377,635	—	19. Shares
224,192	1,352,107	42,657	314,563	804,461	1,324,387	11,447,743	12,089,807	642,064	—	20. Other equities
—	—	—	4,873,543	—	—	4,873,543	4,873,543	—	—	21. Life insurance reserves
—	—	—	619,971	—	—	619,971	619,971	—	—	22. Pension fund reserves
—	—	—	—	—	—	9,040,221	8,614,267	944,549	1,370,503	23. Accounts receivable/payable
76,971	—	29	—	91,859	—	2,803,939	—	—	2,803,939	24. Outward direct investment
429,030	14,359	1,606,386	—	203,319	89,967	4,196,897	456,115	343,583	4,084,365	25. Outward securities investment and issuance
—	—	—	—	—	—	7,832,744	—	—	7,832,744	26. Reserve assets of Central Bank
500,845	—	—	774,632	—	516,303	1,408,187	1,428,425	20,238	—	27. Net other assets & liabilities
<b>29,203,683</b>	<b>28,930,957</b>	<b>6,071,700</b>	<b>6,793,241</b>	<b>7,213,335</b>	<b>9,057,631</b>	<b>116,449,841</b>	<b>105,409,560</b>	<b>7,518,624</b>	<b>18,558,906</b>	<b>Total</b>



民國94年底各部門  
Financial Assets & Liabilities

項 目	家庭及非營利團體 Households & non-profit institutions		企 業 Business				政 府 Government		中央銀行 Central Bank	
	資 產 Assets	負 債 Liabilities	民 營 Private enterprises		公 營 Public enterprises		資 產 Assets	負 債 Liabilities	資 產 Assets	負 債 Liabilities
			資 產 Assets	負 債 Liabilities	資 產 Assets	負 債 Liabilities				
1. 通貨	513,022	—	212,090	—	449	—	466	—	—	922,609
2. 活期性存款	6,690,456	—	1,462,535	—	12,279	—	—	—	—	—
3. 定期性存款及外匯存款	11,840,647	—	1,380,119	—	125,696	—	—	—	—	—
4. 國外存款	1,090,167	—	7,495	—	232	—	—	—	—	—
5. 政府存款	—	—	—	—	—	—	931,901	—	—	202,802
6. 準備性存款	—	—	—	—	—	—	—	—	—	837,637
7. 非準備存款	—	—	—	—	—	—	—	—	—	2,044,739
8. 中央銀行單券	—	—	—	—	—	—	—	—	—	3,520,820
9. 中央銀行融通	—	—	—	—	—	—	—	—	425,610	—
10. 金融機構同業往來	—	—	—	—	—	—	—	—	—	—
11. 金融機構放款	—	9,828,287	—	6,003,883	—	527,221	—	1,785,416	—	—
12. 附條件交易	627,009	—	180,948	1,716	2,000	—	—	—	—	451,069
13. 非金融部門放款	70,339	310,660	168,467	464,611	3	167,861	535,889	24,927	—	—
14. 短期票券	22,639	—	96,786	442,707	313	14,493	—	—	—	—
15. 政府債券	61,514	—	20,440	—	9,568	—	100	3,187,228	—	—
16. 國內公司債	79,792	—	25,140	796,230	509	235,919	—	—	—	—
17. 金融債券	75,976	—	9,004	—	2,207	—	—	—	—	—
18. 共同基金	1,079,886	—	570,824	—	31,737	—	26,736	—	—	—
19. 上市上櫃公司股權	6,231,629	—	2,681,681	14,315,250	2,147	—	868,065	—	—	—
20. 其他企業權益	4,148,845	—	3,184,312	6,094,734	28,892	2,598,703	3,729,804	—	26,807	882,502
21. 人壽保險準備	5,704,484	—	—	—	—	—	—	—	—	—
22. 退休基金準備	738,466	—	—	—	—	—	—	—	—	—
23. 應收、應付款	2,629,746	361,855	7,001,141	8,640,475	174,190	316,528	—	—	—	—
24. 對外直接投資	1,637,910	—	1,460,914	—	6,566	—	—	—	—	—
25. 國外證券	2,084,139	—	94,923	239,714	—	—	—	—	—	—
26. 中央銀行準備資產	—	—	—	—	—	—	—	—	8,476,318	—
27. 其他債權債務淨額	897,751	—	149,288	—	—	142,185	57,435	—	45,207	—
<b>金融性資產負債合計</b>	<b>46,224,416</b>	<b>10,500,802</b>	<b>18,706,110</b>	<b>36,999,320</b>	<b>396,788</b>	<b>4,002,910</b>	<b>6,150,395</b>	<b>4,997,571</b>	<b>8,973,942</b>	<b>8,862,178</b>

金融性資產負債餘額表  
of All Sectors at the end of 2005

單位：新台幣百萬元  
Millions of N.T.Dollars

金融機構 Financial institutions						國內 全體部門 All domestic sectors		國外 部門 Rest of the world		Items
其他貨幣機構 Other monetary financial institutions		保險公司及退休基金 Insurance companies & pension funds		其他金融機構 Other financial institutions		資產 Assets	負債 Liabilities	資產 Assets	負債 Liabilities	
資產 Assets	負債 Liabilities	資產 Assets	負債 Liabilities	資產 Assets	負債 Liabilities					
192,242	—	656	—	3,685	—	922,609	922,609	—	—	1. Currency
47,026	8,737,912	99,220	—	230,034	—	8,541,550	8,737,912	196,362	—	2. Demand deposits
902,004	17,088,576	974,490	—	504,714	—	15,727,670	17,088,576	1,360,906	—	3. Time deposits & foreign currency deposits
523,263	—	715	—	6,769	—	1,628,641	—	—	1,628,641	4. Foreign deposits
—	729,099	—	—	—	—	931,901	931,901	—	—	5. Government deposits
837,637	—	—	—	—	—	837,637	837,637	—	—	6. Reserves against deposits
2,025,113	—	19,619	—	7	—	2,044,739	2,044,739	—	—	7. Deposits with Central Bank other than reserve requirements
3,443,685	—	—	—	77,135	—	3,520,820	3,520,820	—	—	8. Central Bank securities
—	425,610	—	—	—	—	425,610	425,610	—	—	9. Accommodations from Central Bank
92,085	14,875	—	—	14,875	92,085	106,960	106,960	—	—	10. Interbank claims
18,644,401	4,486	984,632	150,114	435,666	493,509	20,064,698	18,792,917	—	1,271,781	11. Loans by financial institutions
190,140	517,037	141,869	4,385	892,495	1,511,797	2,034,462	2,486,004	451,542	—	12. Repurchase agreements
—	284,623	—	—	—	8,234	774,698	1,260,915	511,673	25,456	13. Loans by nonfinancial institutions
147,384	—	176,443	—	310,788	297,432	754,353	754,632	279	—	14. Short-term securities
1,102,172	—	1,413,609	—	572,990	—	3,180,393	3,187,228	6,835	—	15. Government securities
309,172	—	203,061	—	566,261	159,774	1,183,935	1,191,923	7,988	—	16. Domestic corporate bonds
132,509	811,192	273,734	—	317,762	—	811,192	811,192	—	—	17. Bank debentures
96,240	1,602	110,037	—	71,336	2,003,196	1,986,795	2,004,798	18,003	—	18. Mutual funds
331,166	398,193	369,972	57,908	1,421,097	2,243,655	11,905,758	17,015,006	5,109,248	—	19. Shares
357,537	1,509,499	29,991	330,130	619,071	1,395,448	12,125,260	12,811,015	685,755	—	20. Other equities
—	—	—	5,704,484	—	—	5,704,484	5,704,484	—	—	21. Life insurance reserves
—	—	—	738,466	—	—	738,466	738,466	—	—	22. Pension fund reserves
—	—	—	—	—	—	9,805,077	9,318,858	1,170,445	1,656,663	23. Accounts receivable/payable
86,151	—	29	—	103,401	—	3,294,971	—	—	3,294,971	24. Outward direct investment
620,963	10,055	2,185,092	—	230,527	41,371	5,215,644	291,140	230,284	5,154,788	25. Outward securities investment and issuance
—	—	—	—	—	—	8,476,318	—	—	8,476,318	26. Reserve assets of Central Bank
312,910	—	—	854,689	—	513,193	1,462,591	1,510,067	47,475	—	27. Net other assets & liabilities
<b>30,393,800</b>	<b>30,532,759</b>	<b>6,983,169</b>	<b>7,840,175</b>	<b>6,378,612</b>	<b>8,759,694</b>	<b>124,207,232</b>	<b>112,495,409</b>	<b>9,796,795</b>	<b>21,508,618</b>	<b>Total</b>

民國95年底各部門  
Financial Assets & Liabilities

項 目	家庭及非營利團體 Households & non-profit institutions		企 業 Business				政 府 Government		中央銀行 Central Bank	
	資 產 Assets	負 債 Liabilities	民 營 Private enterprises		公 營 Public enterprises		資 產 Assets	負 債 Liabilities	資 產 Assets	負 債 Liabilities
			資 產 Assets	負 債 Liabilities	資 產 Assets	負 債 Liabilities				
1. 通貨	497,330	—	242,505	—	1,001	—	544	—	—	959,544
2. 活期性存款	7,115,734	—	1,350,363	—	16,702	—	—	—	—	—
3. 定期性存款及外匯存款	12,479,987	—	1,428,917	—	127,428	—	—	—	—	—
4. 國外存款	1,142,144	—	33,379	—	281	—	—	—	—	—
5. 政府存款	—	—	—	—	—	—	901,968	—	—	185,475
6. 準備性存款	—	—	—	—	—	—	—	—	—	926,314
7. 非準備存款	—	—	—	—	—	—	—	—	—	1,990,677
8. 中央銀行單券	—	—	—	—	—	—	—	—	—	3,755,930
9. 中央銀行融通	—	—	—	—	—	—	—	—	439,673	—
10. 金融機構同業往來	—	—	—	—	—	—	—	—	—	—
11. 金融機構放款	—	10,259,679	—	6,374,227	—	551,055	—	1,611,281	—	—
12. 附條件交易	604,865	—	198,848	538	750	—	1,306	—	—	340,082
13. 非金融部門放款	81,840	241,474	181,325	509,347	2	174,702	494,032	34,734	—	—
14. 短期票券	21,769	—	108,392	473,279	1,224	12,558	—	—	—	—
15. 政府債券	63,421	—	16,683	—	6,753	—	1,649	3,409,723	—	—
16. 國內公司債	75,996	—	30,622	733,116	385	255,337	—	—	—	—
17. 金融債券	107,167	—	18,307	—	7,869	—	—	—	—	—
18. 共同基金	1,088,638	—	582,241	—	26,382	—	29,983	—	—	—
19. 上市上櫃公司股票	7,172,104	—	2,694,533	18,201,446	2,079	—	1,093,610	—	—	—
20. 其他企業權益	5,378,810	—	2,029,418	6,639,174	28,951	2,559,172	3,937,538	—	26,750	1,087,690
21. 人壽保險準備	6,434,160	—	—	—	—	—	—	—	—	—
22. 退休基金準備	942,978	—	—	—	—	—	—	—	—	—
23. 應收、應付款	2,280,706	395,464	7,184,069	8,272,732	153,239	321,179	—	—	—	—
24. 對外直接投資	1,700,933	—	2,028,568	—	6,089	—	—	—	—	—
25. 國外證券	2,623,542	—	84,306	156,589	—	—	—	—	—	—
26. 中央銀行準備資產	—	—	—	—	—	—	—	—	8,842,926	—
27. 其他債權債務淨額	1,200,334	—	—	331,059	—	111,246	8,342	—	48,205	—
<b>金融性資產負債合計</b>	<b>51,012,457</b>	<b>10,896,617</b>	<b>18,212,478</b>	<b>41,691,506</b>	<b>379,136</b>	<b>3,985,248</b>	<b>6,468,972</b>	<b>5,055,738</b>	<b>9,357,554</b>	<b>9,245,712</b>

金融性資產負債餘額表  
of All Sectors at the end of 2006

單位：新台幣百萬元  
Millions of N.T.Dollars

金融機構 Financial institutions						國內 全體部門 All domestic sectors		國外 部門 Rest of the world		Items
其他貨幣機構 Other monetary financial institutions		保險公司及退休基金 Insurance companies & pension funds		其他金融機構 Other financial institutions		資產 Assets	負債 Liabilities	資產 Assets	負債 Liabilities	
資產 Assets	負債 Liabilities	資產 Assets	負債 Liabilities	資產 Assets	負債 Liabilities					
200,823	—	757	—	16,584	—	959,544	959,544	—	—	1. Currency
62,425	9,113,077	141,503	—	204,910	—	8,891,637	9,113,077	221,440	—	2. Demand deposits
903,563	18,026,707	1,110,038	—	504,528	—	16,554,461	18,026,707	1,472,246	—	3. Time deposits & foreign currency deposits
566,044	—	—	—	11,588	—	1,753,436	—	—	1,753,436	4. Foreign deposits
—	716,493	—	—	—	—	901,968	901,968	—	—	5. Government deposits
926,314	—	—	—	—	—	926,314	926,314	—	—	6. Reserves against deposits
1,969,985	—	20,689	—	3	—	1,990,677	1,990,677	—	—	7. Deposits with Central Bank other than reserve requirements
3,683,240	—	—	—	72,690	—	3,755,930	3,755,930	—	—	8. Central Bank securities
—	439,673	—	—	—	—	439,673	439,673	—	—	9. Accommodations from Central Bank
78,718	6,559	—	—	6,559	78,718	85,277	85,277	—	—	10. Interbank claims
19,220,929	3,509	1,063,683	79,314	493,071	526,208	20,777,683	19,405,273	—	1,372,410	11. Loans by financial institutions
128,516	545,736	106,583	400	854,228	1,354,665	1,895,096	2,241,421	347,134	809	12. Repurchase agreements
—	260,102	—	—	—	24,250	757,199	1,244,608	516,272	28,863	13. Loans by nonfinancial institutions
168,223	—	156,527	—	269,051	239,807	725,187	725,644	457	—	14. Short-term securities
1,291,875	—	1,497,797	—	525,570	—	3,403,748	3,409,723	5,975	—	15. Government securities
340,879	—	234,075	—	454,323	162,995	1,136,279	1,151,448	15,169	—	16. Domestic corporate bonds
159,420	925,915	398,417	—	229,934	—	921,115	925,915	4,800	—	17. Bank debentures
63,653	4,423	141,202	—	68,833	2,015,260	2,000,930	2,019,683	18,753	—	18. Mutual funds
349,328	480,792	576,111	65,817	2,759,857	2,687,880	14,647,621	21,435,935	6,788,314	—	19. Shares
231,635	1,571,541	54,002	556,589	1,766,288	1,824,359	13,453,391	14,238,525	785,134	—	20. Other equities
—	—	—	6,434,160	—	—	6,434,160	6,434,160	—	—	21. Life insurance reserves
—	—	—	942,978	—	—	942,978	942,978	—	—	22. Pension fund reserves
—	—	—	—	—	—	9,618,014	8,989,375	1,527,768	2,156,407	23. Accounts receivable/payable
79,681	—	2,301	—	72,089	—	3,889,660	—	—	3,889,660	24. Outward direct investment
733,336	22,137	2,606,764	—	437,874	37,711	6,485,822	216,437	188,521	6,457,906	25. Outward securities investment and issuance
—	—	—	—	—	—	8,842,926	—	—	8,842,926	26. Reserve assets of Central Bank
288,070	—	—	878,541	—	221,574	1,544,952	1,542,419	—	2,532	27. Net other assets & liabilities
<b>31,446,657</b>	<b>32,116,664</b>	<b>8,110,447</b>	<b>8,957,799</b>	<b>8,747,978</b>	<b>9,173,427</b>	<b>133,735,678</b>	<b>121,122,711</b>	<b>11,891,983</b>	<b>24,504,949</b>	<b>Total</b>

民國96年底各部門  
Financial Assets & Liabilities

項 目	家庭及非營利團體 Households & non-profit institutions		企 業 Business				政 府 Government		中央銀行 Central Bank	
	資 產 Assets	負 債 Liabilities	民 營 Private enterprises		公 營 Public enterprises		資 產 Assets	負 債 Liabilities	資 產 Assets	負 債 Liabilities
			資 產 Assets	負 債 Liabilities	資 產 Assets	負 債 Liabilities				
1. 通貨	524,345	—	221,741	—	437	—	559	—	—	961,447
2. 活期性存款	7,047,173	—	1,362,202	—	17,839	—	—	—	—	—
3. 定期性存款及外匯存款	12,645,510	—	1,560,938	—	138,810	—	—	—	—	—
4. 國外存款	1,496,316	—	27,255	—	317	—	—	—	—	—
5. 政府存款	—	—	—	—	—	—	932,044	—	—	186,123
6. 準備性存款	—	—	—	—	—	—	—	—	—	1,064,311
7. 非準備存款	—	—	—	—	—	—	—	—	—	2,085,113
8. 中央銀行單券	—	—	—	—	—	—	—	—	—	3,460,300
9. 中央銀行融通	—	—	—	—	—	—	—	—	331,535	—
10. 金融機構同業往來	—	—	—	—	—	—	—	—	—	—
11. 金融機構放款	—	10,559,056	—	6,777,016	—	636,543	—	1,385,630	—	—
12. 附條件交易	514,297	—	176,121	526	200	—	3,255	—	—	101,220
13. 非金融部門放款	94,872	141,274	192,180	600,100	2	182,963	391,412	35,035	—	—
14. 短期票券	20,196	—	98,742	415,958	—	9,914	—	—	—	—
15. 政府債券	86,567	—	13,861	—	4,562	—	2,272	3,547,847	—	—
16. 國內公司債	72,921	—	27,551	658,180	457	291,040	—	—	—	—
17. 金融債券	150,006	—	19,709	—	11,653	—	—	—	—	—
18. 共同基金	1,202,025	—	520,266	—	13,845	—	10,564	—	—	—
19. 上市上櫃公司股票	7,622,071	—	3,401,020	20,626,973	2,126	—	1,200,055	—	—	—
20. 其他企業權益	5,435,317	—	2,130,491	7,034,147	23,701	2,547,193	4,261,016	—	26,815	1,361,604
21. 人壽保險準備	7,140,109	—	—	—	—	—	—	—	—	—
22. 退休基金準備	1,135,034	—	—	—	—	—	—	—	—	—
23. 應收、應付款	2,385,366	386,881	7,689,054	8,711,551	166,823	324,577	—	—	—	—
24. 對外直接投資	1,855,007	—	2,736,818	—	6,119	—	—	—	—	—
25. 國外證券	3,337,064	—	86,915	129,091	—	—	—	—	—	—
26. 中央銀行準備資產	—	—	—	—	—	—	—	—	8,933,978	—
27. 其他債權債務淨額	1,519,360	—	—	483,224	—	117,476	66,633	—	54,021	—
<b>金融性資產負債合計</b>	<b>54,283,555</b>	<b>11,087,211</b>	<b>20,264,864</b>	<b>45,436,766</b>	<b>386,892</b>	<b>4,109,705</b>	<b>6,867,810</b>	<b>4,968,512</b>	<b>9,346,349</b>	<b>9,220,118</b>

金融性資產負債餘額表  
of All Sectors at the end of 2007

單位：新台幣百萬元  
Millions of N.T.Dollars

金融機構 Financial institutions						國內 全體部門 All domestic sectors		國外 部門 Rest of the world		Items
其他貨幣機構 Other monetary financial institutions		保險公司及退休基金 Insurance companies & pension funds		其他金融機構 Other financial institutions		資產 Assets	負債 Liabilities	資產 Assets	負債 Liabilities	
資產 Assets	負債 Liabilities	資產 Assets	負債 Liabilities	資產 Assets	負債 Liabilities					
198,820	—	869	—	14,676	—	961,447	961,447	—	—	1. Currency
91,671	9,210,413	153,447	—	235,902	—	8,908,234	9,210,413	302,179	—	2. Demand deposits
886,415	18,759,884	1,123,908	—	500,396	—	16,855,977	18,759,884	1,903,907	—	3. Time deposits & foreign currency deposits
716,151	—	526	—	6,549	—	2,247,113	—	—	2,247,113	4. Foreign deposits
—	745,921	—	—	—	—	932,044	932,044	—	—	5. Government deposits
1,064,311	—	—	—	—	—	1,064,311	1,064,311	—	—	6. Reserves against deposits
2,074,277	—	10,834	—	2	—	2,085,113	2,085,113	—	—	7. Deposits with Central Bank other than reserve requirements
3,430,530	—	—	—	29,770	—	3,460,300	3,460,300	—	—	8. Central Bank securities
—	329,434	—	—	—	2,101	331,535	331,535	—	—	9. Accommodations from Central Bank
61,623	10,335	—	—	10,335	61,623	71,958	71,958	—	—	10. Interbank claims
19,964,627	4,497	1,191,799	87,714	515,955	571,673	21,672,381	20,022,129	—	1,650,252	11. Loans by financial institutions
64,853	457,692	145,183	—	606,192	1,082,906	1,510,101	1,642,343	132,242	—	12. Repurchase agreements
—	249,889	—	—	—	18,631	678,467	1,227,892	586,881	37,455	13. Loans by nonfinancial institutions
118,518	—	152,451	78	281,488	247,259	671,396	673,209	1,813	—	14. Short-term securities
1,423,361	—	1,590,707	—	415,504	—	3,536,835	3,547,847	11,012	—	15. Government securities
327,793	—	245,295	—	394,984	155,638	1,069,002	1,104,858	35,856	—	16. Domestic corporate bonds
137,504	917,393	430,550	—	163,171	—	912,592	917,393	4,801	—	17. Bank debentures
38,145	3,089	225,057	—	57,035	2,085,374	2,066,936	2,088,463	21,527	—	18. Mutual funds
401,157	395,231	718,506	75,575	2,800,163	2,424,587	16,145,098	23,522,366	7,377,268	—	19. Shares
223,243	1,650,418	64,561	485,595	1,999,513	2,013,020	14,164,657	15,091,978	927,321	—	20. Other equities
—	—	—	7,140,109	—	—	7,140,109	7,140,109	—	—	21. Life insurance reserves
—	—	—	1,135,034	—	—	1,135,034	1,135,034	—	—	22. Pension fund reserves
—	—	—	—	—	—	10,241,242	9,423,009	1,681,723	2,499,956	23. Accounts receivable/payable
92,645	—	3,764	—	100,675	—	4,795,028	—	—	4,795,028	24. Outward direct investment
838,776	23,583	3,281,811	—	578,392	17,736	8,122,958	170,410	134,352	8,086,900	25. Outward securities investment and issuance
—	—	—	—	—	—	8,933,978	—	—	8,933,978	26. Reserve assets of Central Bank
258,602	—	—	1,152,472	—	108,253	1,898,616	1,861,425	—	37,190	27. Net other assets & liabilities
<b>32,413,021</b>	<b>32,757,779</b>	<b>9,339,269</b>	<b>10,076,578</b>	<b>8,710,702</b>	<b>8,788,801</b>	<b>141,612,461</b>	<b>126,445,470</b>	<b>13,120,882</b>	<b>28,287,873</b>	<b>Total</b>

民國97年底各部門  
Financial Assets & Liabilities

項 目	家庭及非營利團體 Households & non-profit institutions		企 業 Business				政 府 Government		中央銀行 Central Bank	
	資 產 Assets	負 債 Liabilities	民 營 Private enterprises		公 營 Public enterprises		資 產 Assets	負 債 Liabilities	資 產 Assets	負 債 Liabilities
			資 產 Assets	負 債 Liabilities	資 產 Assets	負 債 Liabilities				
1. 通貨	667,174	—	154,729	—	424	—	551	—	—	1,054,061
2. 活期性存款	6,824,691	—	1,459,526	—	11,304	—	—	—	—	—
3. 定期性存款及外匯存款	14,279,168	—	1,827,185	—	159,243	—	—	—	—	—
4. 國外存款	1,562,466	—	5,428	—	204	—	—	—	—	—
5. 政府存款	—	—	—	—	—	—	948,229	—	—	153,431
6. 準備性存款	—	—	—	—	—	—	—	—	—	1,075,169
7. 非準備存款	—	—	—	—	—	—	—	—	—	2,108,130
8. 中央銀行單券	—	—	—	—	—	—	—	—	—	4,334,945
9. 中央銀行融通	—	—	—	—	—	—	—	—	405,273	—
10. 金融機構同業往來	—	—	—	—	—	—	—	—	—	—
11. 金融機構放款	—	10,394,222	—	7,075,099	—	754,273	—	1,281,184	—	—
12. 附條件交易	610,003	—	119,488	—	300	—	7,322	—	—	—
13. 非金融部門放款	62,931	170,654	257,691	657,264	—	192,587	418,289	36,148	—	—
14. 短期票券	20,855	—	68,325	387,639	634	147,721	—	—	—	—
15. 政府債券	94,154	—	1,934	—	1,985	—	456	3,843,000	—	—
16. 國內公司債	75,175	—	35,074	631,264	936	317,660	—	—	—	—
17. 金融債券	104,090	—	12,354	—	15,082	—	—	—	—	—
18. 共同基金	805,846	—	400,428	—	13,723	—	7,308	—	—	—
19. 上市上櫃公司股權	4,363,266	—	1,766,253	10,692,131	2,560	—	441,203	—	—	—
20. 其他企業權益	4,903,668	—	2,020,582	7,054,324	23,914	2,329,168	4,117,925	—	26,680	1,475,949
21. 人壽保險準備	7,842,007	—	—	—	—	—	—	—	—	—
22. 退休基金準備	1,144,084	—	—	—	—	—	—	—	—	—
23. 應收、應付款	2,561,391	322,035	6,832,762	8,155,414	129,309	269,596	—	—	—	—
24. 對外直接投資	1,861,857	—	3,158,575	—	6,826	—	—	—	—	—
25. 國外證券	1,913,321	—	54,242	107,204	—	—	—	—	—	—
26. 中央銀行準備資產	—	—	—	—	—	—	—	—	9,713,853	—
27. 其他債權債務淨額	1,031,102	—	—	157,630	—	53,673	—	190,608	88,759	—
<b>金融性資產負債合計</b>	<b>50,727,247</b>	<b>10,886,911</b>	<b>18,174,577</b>	<b>34,917,968</b>	<b>366,444</b>	<b>4,064,678</b>	<b>5,941,282</b>	<b>5,350,940</b>	<b>10,234,565</b>	<b>10,201,685</b>

金融性資產負債餘額表  
of All Sectors at the end of 2008

單位：新台幣百萬元  
Millions of N.T.Dollars

金融機構 Financial institutions						國內 全體部門 All domestic sectors		國外 部門 Rest of the world		Items
其他貨幣機構 Other monetary financial institutions		保險公司及退休基金 Insurance companies & pension funds		其他金融機構 Other financial institutions		資產 Assets	負債 Liabilities	資產 Assets	負債 Liabilities	
資產 Assets	負債 Liabilities	資產 Assets	負債 Liabilities	資產 Assets	負債 Liabilities					
220,524	—	1,382	—	9,277	—	1,054,061	1,054,061	—	—	1. Currency
44,855	8,971,694	214,115	—	222,491	—	8,776,982	8,971,694	194,712	—	2. Demand deposits
840,148	21,072,319	1,190,613	—	707,891	—	19,004,248	21,072,319	2,068,071	—	3. Time deposits & foreign currency deposits
1,038,456	—	1,503	—	3,408	—	2,611,465	—	—	2,611,465	4. Foreign deposits
—	794,798	—	—	—	—	948,229	948,229	—	—	5. Government deposits
1,075,169	—	—	—	—	—	1,075,169	1,075,169	—	—	6. Reserves against deposits
2,095,265	—	12,863	—	2	—	2,108,130	2,108,130	—	—	7. Deposits with Central Bank other than reserve requirements
4,298,095	—	—	—	36,850	—	4,334,945	4,334,945	—	—	8. Central Bank securities
—	405,273	—	—	—	—	405,273	405,273	—	—	9. Accommodations from Central Bank
33,309	840	—	—	840	33,309	34,149	34,149	—	—	10. Interbank claims
20,768,909	2,072	1,279,819	204,376	243,724	552,121	22,292,452	20,263,348	—	2,029,104	11. Loans by financial institutions
62,723	460,569	87,189	—	509,615	947,411	1,396,640	1,407,980	11,340	—	12. Repurchase agreements
—	216,944	—	—	—	17,958	738,911	1,291,555	603,653	51,009	13. Loans by nonfinancial institutions
169,443	—	172,892	—	262,810	159,799	694,959	695,159	200	—	14. Short-term securities
1,614,316	—	1,725,626	—	355,467	—	3,793,937	3,843,000	49,063	—	15. Government securities
372,497	—	332,601	—	305,107	190,090	1,121,391	1,139,014	17,623	—	16. Domestic corporate bonds
113,921	896,031	510,461	—	135,321	—	891,230	896,031	4,801	—	17. Bank debentures
33,322	2,660	272,247	—	55,202	1,597,164	1,588,076	1,599,824	11,749	—	18. Mutual funds
209,075	283,144	494,585	40,858	1,599,225	1,528,672	8,876,166	12,544,805	3,668,639	—	19. Shares
207,536	1,643,425	45,843	262,205	2,022,039	1,762,135	13,368,187	14,527,207	1,159,020	—	20. Other equities
—	—	—	7,842,007	—	—	7,842,007	7,842,007	—	—	21. Life insurance reserves
—	—	—	1,144,084	—	—	1,144,084	1,144,084	—	—	22. Pension fund reserves
—	—	—	—	—	—	9,523,462	8,747,045	1,347,337	2,123,754	23. Accounts receivable/payable
92,424	—	6,091	—	118,657	—	5,244,430	—	—	5,244,430	24. Outward direct investment
817,394	29,136	3,189,934	—	250,876	13,142	6,225,767	149,482	115,003	6,191,288	25. Outward securities investment and issuance
—	—	—	—	—	—	9,713,853	—	—	9,713,853	26. Reserve assets of Central Bank
311,798	—	—	909,811	—	203,308	1,431,659	1,515,030	83,371	—	27. Net other assets & liabilities
<b>34,419,179</b>	<b>34,778,905</b>	<b>9,537,764</b>	<b>10,403,342</b>	<b>6,838,803</b>	<b>7,005,110</b>	<b>136,239,861</b>	<b>117,609,540</b>	<b>9,334,582</b>	<b>27,964,903</b>	<b>Total</b>



民國98年底各部門  
Financial Assets & Liabilities

項 目	家庭及非營利團體 Households & non-profit institutions		企 業 Business				政 府 Government		中央銀行 Central Bank	
	資 產 Assets	負 債 Liabilities	民 營 Private enterprises		公 營 Public enterprises		資 產 Assets	負 債 Liabilities	資 產 Assets	負 債 Liabilities
			資 產 Assets	負 債 Liabilities	資 產 Assets	負 債 Liabilities				
1. 通貨	728,277	—	177,218	—	388	—	620	—	—	1,122,504
2. 活期性存款	8,632,923	—	1,777,059	—	15,718	—	—	—	—	—
3. 定期性存款及外匯存款	13,335,636	—	1,896,762	—	136,517	—	—	—	—	—
4. 國外存款	1,491,049	—	2,356	—	352	—	—	—	—	—
5. 政府存款	—	—	—	—	—	—	1,005,609	—	—	233,702
6. 準備性存款	—	—	—	—	—	—	—	—	—	1,185,483
7. 非準備存款	—	—	—	—	—	—	—	—	—	2,179,545
8. 中央銀行單券	—	—	—	—	—	—	—	—	—	5,928,485
9. 中央銀行融通	—	—	—	—	—	—	—	—	619,440	—
10. 金融機構同業往來	—	—	—	—	—	—	—	—	—	—
11. 金融機構放款	—	10,662,070	—	6,838,443	—	743,639	—	1,501,414	—	—
12. 附條件交易	417,285	—	101,846	—	370	—	—	—	—	—
13. 非金融部門放款	60,130	140,656	299,874	696,662	—	200,331	403,099	36,142	—	—
14. 短期票券	19,685	—	44,533	349,936	—	149,865	—	—	—	—
15. 政府債券	64,463	—	1,323	—	437	—	1,802	4,185,940	—	—
16. 國內公司債	75,038	—	35,360	557,889	9,178	367,325	—	—	—	—
17. 金融債券	95,337	—	9,150	—	12,168	—	—	—	—	—
18. 共同基金	1,060,035	—	524,817	—	19,252	—	10,144	—	—	—
19. 上市上櫃公司股權	8,742,815	—	3,026,090	20,196,256	5,541	—	599,348	—	—	—
20. 其他企業權益	5,748,082	—	2,396,319	7,761,793	24,897	2,350,794	4,020,934	—	26,660	1,223,386
21. 人壽保險準備	8,973,000	—	—	—	—	—	—	—	—	—
22. 退休基金準備	1,487,669	—	—	—	—	—	—	—	—	—
23. 應收、應付款	2,595,493	323,664	7,572,498	8,949,069	149,342	308,065	—	—	—	—
24. 對外直接投資	1,780,742	—	3,367,733	—	7,677	—	—	—	—	—
25. 國外證券	2,451,416	—	58,033	57,756	—	—	—	—	—	—
26. 中央銀行準備資產	—	—	—	—	—	—	—	—	11,357,066	—
27. 其他債權債務淨額	1,690,208	—	70,793	—	—	115,597	—	159,733	66,354	—
<b>金融性資產負債合計</b>	<b>59,449,284</b>	<b>11,126,389</b>	<b>21,361,765</b>	<b>45,407,804</b>	<b>381,837</b>	<b>4,235,616</b>	<b>6,041,556</b>	<b>5,883,229</b>	<b>12,069,520</b>	<b>11,873,105</b>

金融性資產負債餘額表  
of All Sectors at the end of 2009

單位：新台幣百萬元  
Millions of N.T.Dollars

金融機構 Financial institutions						國內 全體部門 All domestic sectors		國外 部門 Rest of the world		Items
其他貨幣機構 Other monetary financial institutions		保險公司及退休基金 Insurance companies & pension funds		其他金融機構 Other financial institutions		資產 Assets	負債 Liabilities	資產 Assets	負債 Liabilities	
資產 Assets	負債 Liabilities	資產 Assets	負債 Liabilities	資產 Assets	負債 Liabilities					
209,886	—	962	—	5,153	—	1,122,504	1,122,504	—	—	1. Currency
89,078	11,503,246	472,700	—	304,046	—	11,291,523	11,503,246	211,723	—	2. Demand deposits
877,232	20,152,387	1,498,557	—	726,716	—	18,471,421	20,152,387	1,680,966	—	3. Time deposits & foreign currency deposits
834,215	—	2,684	—	22,794	—	2,353,449	—	—	2,353,449	4. Foreign deposits
—	771,907	—	—	—	—	1,005,609	1,005,609	—	—	5. Government deposits
1,185,483	—	—	—	—	—	1,185,483	1,185,483	—	—	6. Reserves against deposits
2,166,426	—	12,154	—	965	—	2,179,545	2,179,545	—	—	7. Deposits with Central Bank other than reserve requirements
5,875,485	—	—	—	53,000	—	5,928,485	5,928,485	—	—	8. Central Bank securities
—	619,440	—	—	—	—	619,440	619,440	—	—	9. Accommodations from Central Bank
25,440	1,380	—	—	1,380	25,440	26,820	26,820	—	—	10. Interbank claims
21,040,081	1,529	1,219,098	196,634	451,228	540,665	22,710,407	20,484,393	—	2,226,014	11. Loans by financial institutions
30,606	328,928	149,307	—	348,982	734,848	1,048,396	1,063,776	15,380	—	12. Repurchase agreements
—	263,345	—	—	—	18,565	763,103	1,355,701	693,039	100,442	13. Loans by nonfinancial institutions
102,882	—	177,349	—	311,733	156,380	656,181	656,181	—	—	14. Short-term securities
1,836,495	—	1,891,276	—	266,202	—	4,061,998	4,185,940	123,942	—	15. Government securities
340,699	—	402,132	—	267,453	211,725	1,129,860	1,136,939	7,079	—	16. Domestic corporate bonds
74,375	812,450	541,203	—	80,216	—	812,450	812,450	—	—	17. Bank debentures
23,177	1,954	300,703	—	52,204	2,000,376	1,990,332	2,002,330	11,999	—	18. Mutual funds
318,259	362,960	788,742	94,318	2,760,936	2,447,217	16,241,731	23,100,751	6,859,020	—	19. Shares
268,146	1,828,988	55,492	420,471	2,260,280	2,433,426	14,800,811	16,018,858	1,218,047	—	20. Other equities
—	—	—	8,973,000	—	—	8,973,000	8,973,000	—	—	21. Life insurance reserves
—	—	—	1,487,669	—	—	1,487,669	1,487,669	—	—	22. Pension fund reserves
—	—	—	—	—	—	10,317,334	9,580,798	1,983,093	2,719,630	23. Accounts receivable/payable
97,719	—	5,499	—	98,996	—	5,358,366	—	—	5,358,366	24. Outward direct investment
846,134	11,422	4,031,816	—	471,308	18,437	7,858,708	87,615	44,403	7,815,496	25. Outward securities investment and issuance
—	—	—	—	—	—	11,357,066	—	—	11,357,066	26. Reserve assets of Central Bank
281,673	—	—	1,391,543	—	454,677	2,109,028	2,121,550	12,523	—	27. Net other assets & liabilities
<b>36,523,491</b>	<b>36,659,936</b>	<b>11,549,674</b>	<b>12,563,635</b>	<b>8,483,591</b>	<b>9,041,755</b>	<b>155,860,718</b>	<b>136,791,470</b>	<b>12,861,213</b>	<b>31,930,462</b>	<b>Total</b>

民國99年底各部門  
Financial Assets & Liabilities

項 目	家庭及非營利團體 Households & non-profit institutions		企 業 Business				政 府 Government		中央銀行 Central Bank	
			民 營 Private enterprises		公 營 Public enterprises					
	資 產 Assets	負 債 Liabilities	資 產 Assets	負 債 Liabilities	資 產 Assets	負 債 Liabilities	資 產 Assets	負 債 Liabilities	資 產 Assets	負 債 Liabilities
1. 通貨	818,547	—	170,555	—	408	—	631	—	—	1,204,628
2. 活期性存款	9,440,651	—	1,963,047	—	13,496	—	—	—	—	—
3. 定期性存款及外匯存款	13,756,916	—	2,062,658	—	133,543	—	—	—	—	—
4. 國外存款	1,409,215	—	3,400	—	526	—	—	—	—	—
5. 政府存款	—	—	—	—	—	—	1,056,395	—	—	213,289
6. 準備性存款	—	—	—	—	—	—	—	—	—	1,301,096
7. 非準備存款	—	—	—	—	—	—	—	—	—	2,192,061
8. 中央銀行單券	—	—	—	—	—	—	—	—	—	6,712,620
9. 中央銀行融通	—	—	—	—	—	—	—	—	383,174	—
10. 金融機構同業往來	—	—	—	—	—	—	—	—	—	—
11. 金融機構放款	—	11,278,571	—	7,293,957	—	786,770	—	1,653,305	—	—
12. 附條件交易	426,911	—	163,570	—	2,307	—	1,728	—	—	—
13. 非金融部門放款	40,944	130,997	319,314	737,576	—	203,783	399,238	47,754	—	—
14. 短期票券	20,768	—	43,445	366,425	—	93,093	—	—	—	—
15. 政府債券	53,519	—	1,395	—	194	—	7,052	4,574,298	—	—
16. 國內公司債	79,345	—	36,071	588,893	10,379	420,175	—	—	—	—
17. 金融債券	79,757	—	6,020	—	12,123	—	—	—	—	—
18. 共同基金	1,030,413	—	481,583	—	14,086	—	10,386	—	—	—
19. 上市上櫃公司股權	9,330,173	—	3,454,665	22,220,028	7,537	—	728,380	—	—	—
20. 其他企業權益	6,224,850	—	2,567,626	8,050,083	27,199	2,315,927	3,410,542	—	26,632	731,555
21. 人壽保險準備	10,224,292	—	—	—	—	—	—	—	—	—
22. 退休基金準備	1,701,576	—	—	—	—	—	—	—	—	—
23. 應收、應付款	2,773,951	390,616	8,051,561	9,497,940	150,781	322,046	—	—	—	—
24. 對外直接投資	1,613,033	—	3,676,806	—	7,421	—	—	—	—	—
25. 國外證券	2,659,695	—	61,671	90,764	—	—	—	—	—	—
26. 中央銀行準備資產	—	—	—	—	—	—	—	—	11,422,578	—
27. 其他債權債務淨額	1,877,623	—	—	478,520	—	156,746	—	37,885	537,858	—
<b>金融性資產負債合計</b>	<b>63,562,180</b>	<b>11,800,184</b>	<b>23,063,386</b>	<b>49,324,187</b>	<b>379,999</b>	<b>4,298,541</b>	<b>5,614,352</b>	<b>6,313,241</b>	<b>12,370,242</b>	<b>12,355,249</b>

金融性資產負債餘額表  
of All Sectors at the end of 2010

單位：新台幣百萬元  
Millions of N.T.Dollars

金融機構 Financial institutions						國內 全體部門 All domestic sectors		國外 部門 Rest of the world		Items
其他貨幣機構 Other monetary financial institutions		保險公司及退休基金 Insurance companies & pension funds		其他金融機構 Other financial institutions		資產 Assets	負債 Liabilities	資產 Assets	負債 Liabilities	
資產 Assets	負債 Liabilities	資產 Assets	負債 Liabilities	資產 Assets	負債 Liabilities					
208,775	—	863	—	4,850	—	1,204,628	1,204,628	—	—	1. Currency
92,172	12,434,491	327,685	—	379,179	—	12,216,230	12,434,491	218,261	—	2. Demand deposits
908,065	20,832,461	1,405,054	—	694,321	—	18,960,558	20,832,461	1,871,903	—	3. Time deposits & foreign currency deposits
874,144	—	8,866	—	30,190	—	2,326,341	—	—	2,326,341	4. Foreign deposits
—	843,106	—	—	—	—	1,056,395	1,056,395	—	—	5. Government deposits
1,301,096	—	—	—	—	—	1,301,096	1,301,096	—	—	6. Reserves against deposits
2,180,388	—	11,671	—	2	—	2,192,061	2,192,061	—	—	7. Deposits with Central Bank other than reserve requirements
6,645,555	—	—	—	67,065	—	6,712,620	6,712,620	—	—	8. Central Bank securities
—	383,174	—	—	—	—	383,174	383,174	—	—	9. Accommodations from Central Bank
19,445	1,335	—	—	1,335	19,445	20,780	20,780	—	—	10. Interbank claims
21,877,396	1,650	1,204,852	57,675	529,252	591,537	23,611,501	21,663,464	—	1,948,037	11. Loans by financial institutions
73,969	413,254	163,218	—	331,429	817,945	1,163,132	1,231,199	68,067	—	12. Repurchase agreements
—	344,430	—	—	—	31,218	759,495	1,495,757	813,318	77,056	13. Loans by nonfinancial institutions
90,506	—	259,824	—	277,735	232,761	692,279	692,279	—	—	14. Short-term securities
1,937,642	—	2,092,630	—	262,297	—	4,354,729	4,574,298	219,569	—	15. Government securities
315,490	—	484,724	—	257,757	193,136	1,183,766	1,202,204	18,438	—	16. Domestic corporate bonds
49,237	815,777	619,225	—	48,501	—	814,862	815,777	915	—	17. Bank debentures
22,108	1,408	291,415	—	50,962	1,914,803	1,900,953	1,916,211	15,258	—	18. Mutual funds
355,809	545,249	976,644	121,569	2,887,102	2,676,005	17,740,308	25,562,851	7,822,543	—	19. Shares
227,334	1,944,345	54,520	519,838	2,674,184	2,843,083	15,212,886	16,404,831	1,191,945	—	20. Other equities
—	—	—	10,224,292	—	—	10,224,292	10,224,292	—	—	21. Life insurance reserves
—	—	—	1,701,576	—	—	1,701,576	1,701,576	—	—	22. Pension fund reserves
—	—	—	—	—	—	10,976,293	10,210,603	2,308,807	3,074,498	23. Accounts receivable/payable
102,570	—	6,350	—	121,383	—	5,527,563	—	—	5,527,563	24. Outward direct investment
876,777	10,768	4,870,018	—	574,148	4,425	9,042,309	105,957	56,243	8,992,595	25. Outward securities investment and issuance
—	—	—	—	—	—	11,422,578	—	—	11,422,578	26. Reserve assets of Central Bank
104,258	—	—	1,329,769	—	422,709	2,519,739	2,425,629	—	94,110	27. Net other assets & liabilities
<b>38,262,736</b>	<b>38,571,449</b>	<b>12,777,559</b>	<b>13,954,719</b>	<b>9,191,692</b>	<b>9,747,066</b>	<b>165,222,145</b>	<b>146,364,635</b>	<b>14,605,267</b>	<b>33,462,777</b>	<b>Total</b>

民國100年底各部門  
Financial Assets & Liabilities

項 目	家庭及非營利團體 Households & non-profit institutions		企 業 Business				政 府 Government		中央銀行 Central Bank	
	資 產 Assets	負 債 Liabilities	民 營 Private enterprises		公 營 Public enterprises		資 產 Assets	負 債 Liabilities	資 產 Assets	負 債 Liabilities
			資 產 Assets	負 債 Liabilities	資 產 Assets	負 債 Liabilities				
1. 通貨	931,417	—	170,784	—	390	—	570	—	—	1,320,376
2. 活期性存款	9,834,495	—	1,942,046	—	17,187	—	—	—	—	—
3. 定期性存款及外匯存款	14,537,140	—	2,135,043	—	124,389	—	—	—	—	—
4. 國外存款	1,537,499	—	3,676	—	245	—	—	—	—	—
5. 政府存款	—	—	—	—	—	—	966,133	—	—	181,662
6. 準備性存款	—	—	—	—	—	—	—	—	—	1,404,831
7. 非準備存款	—	—	—	—	—	—	—	—	—	2,192,153
8. 中央銀行單券	—	—	—	—	—	—	—	—	—	6,682,155
9. 中央銀行融通	—	—	—	—	—	—	—	—	566,275	—
10. 金融機構同業往來	—	—	—	—	—	—	—	—	—	—
11. 金融機構放款	—	11,468,841	—	8,032,398	—	780,426	—	1,660,040	—	—
12. 附條件交易	558,545	—	152,616	—	2,911	—	400	—	—	—
13. 非金融部門放款	59,669	145,947	431,564	918,527	—	231,656	384,427	46,302	—	—
14. 短期票券	22,226	—	57,325	431,693	—	130,439	—	—	—	—
15. 政府債券	60,790	—	1,290	—	373	—	13,540	4,824,607	—	—
16. 國內公司債	89,168	—	33,495	669,976	8,309	477,705	—	—	—	—
17. 金融債券	68,072	—	6,222	—	9,929	—	—	—	—	—
18. 共同基金	968,385	—	460,177	—	12,950	—	9,023	—	—	—
19. 上市上櫃公司股權	6,959,765	—	2,609,412	17,784,775	8,852	—	604,816	—	—	—
20. 其他企業權益	6,275,426	—	2,736,165	8,327,691	24,270	2,338,227	3,488,077	—	27,027	778,633
21. 人壽保險準備	11,182,235	—	—	—	—	—	—	—	—	—
22. 退休基金準備	1,798,770	—	—	—	—	—	—	—	—	—
23. 應收、應付款	2,830,343	408,767	8,496,248	9,933,996	161,185	348,641	—	—	—	—
24. 對外直接投資	1,715,017	—	4,365,057	—	7,039	—	—	—	—	—
25. 國外證券	2,222,436	—	61,284	144,063	—	—	—	—	—	—
26. 中央銀行準備資產	—	—	—	—	—	—	—	—	11,838,777	—
27. 其他債權債務淨額	1,953,615	—	—	124,215	—	198,203	28,104	—	142,223	—
<b>金融性資產負債合計</b>	<b>63,605,012</b>	<b>12,023,555</b>	<b>23,662,403</b>	<b>46,367,335</b>	<b>378,031</b>	<b>4,505,297</b>	<b>5,495,091</b>	<b>6,530,949</b>	<b>12,574,302</b>	<b>12,559,810</b>

金融性資產負債餘額表  
of All Sectors at the end of 2011

單位：新台幣百萬元  
Millions of N.T.Dollars

金融機構 Financial institutions						國內 全體部門 All domestic sectors		國外 部門 Rest of the world		Items
其他貨幣機構 Other monetary financial institutions		保險公司及退休基金 Insurance companies & pension funds		其他金融機構 Other financial institutions		資產 Assets	負債 Liabilities	資產 Assets	負債 Liabilities	
資產 Assets	負債 Liabilities	資產 Assets	負債 Liabilities	資產 Assets	負債 Liabilities					
213,032	—	708	—	3,475	—	1,320,376	1,320,376	—	—	1. Currency
64,202	12,725,467	279,362	—	381,513	—	12,518,805	12,725,467	206,662	—	2. Demand deposits
934,811	22,359,582	1,521,650	—	776,234	—	20,029,267	22,359,582	2,330,315	—	3. Time deposits & foreign currency deposits
1,032,628	—	4,436	—	31,217	—	2,609,701	—	—	2,609,701	4. Foreign deposits
—	784,471	—	—	—	—	966,133	966,133	—	—	5. Government deposits
1,404,831	—	—	—	—	—	1,404,831	1,404,831	—	—	6. Reserves against deposits
2,179,942	—	12,211	—	—	—	2,192,153	2,192,153	—	—	7. Deposits with Central Bank other than reserve requirements
6,627,705	—	—	—	54,450	—	6,682,155	6,682,155	—	—	8. Central Bank securities
—	566,275	—	—	—	—	566,275	566,275	—	—	9. Accommodations from Central Bank
21,731	131	—	—	131	21,731	21,862	21,862	—	—	10. Interbank claims
23,520,561	2,708	1,211,131	33,873	418,058	657,659	25,149,750	22,635,946	—	2,513,804	11. Loans by financial institutions
68,723	421,955	149,270	—	300,867	885,182	1,233,332	1,307,137	73,805	—	12. Repurchase agreements
—	543,899	—	—	—	6,198	875,661	1,892,528	1,136,927	120,060	13. Loans by nonfinancial institutions
132,370	—	273,772	—	255,160	178,719	740,852	740,852	—	—	14. Short-term securities
2,050,161	—	2,275,612	—	286,416	—	4,688,182	4,824,607	136,425	—	15. Government securities
379,951	—	510,523	—	280,999	203,352	1,302,446	1,351,033	48,587	—	16. Domestic corporate bonds
59,021	900,425	708,491	—	47,842	—	899,576	900,425	849	—	17. Bank debentures
11,546	1,606	238,621	—	44,328	1,749,492	1,745,031	1,751,098	6,067	—	18. Mutual funds
308,544	303,774	942,679	97,309	2,721,994	2,140,654	14,156,062	20,326,512	6,170,450	—	19. Shares
177,908	2,124,487	47,860	474,328	2,719,635	2,594,386	15,496,368	16,637,752	1,141,384	—	20. Other equities
—	—	—	11,182,235	—	—	11,182,235	11,182,235	—	—	21. Life insurance reserves
—	—	—	1,798,770	—	—	1,798,770	1,798,770	—	—	22. Pension fund reserves
—	—	—	—	—	—	11,487,776	10,691,405	2,542,086	3,338,457	23. Accounts receivable/payable
106,104	—	6,449	—	151,400	—	6,351,066	—	—	6,351,066	24. Outward direct investment
906,583	11,215	5,677,398	—	497,840	4,547	9,365,540	159,825	99,387	9,305,102	25. Outward securities investment and issuance
—	—	—	—	—	—	11,838,777	—	—	11,838,777	26. Reserve assets of Central Bank
244,694	—	—	1,536,494	—	430,430	2,368,637	2,289,342	—	79,294	27. Net other assets & liabilities
<b>40,445,048</b>	<b>40,745,995</b>	<b>13,860,172</b>	<b>15,123,009</b>	<b>8,971,559</b>	<b>8,872,350</b>	<b>168,991,618</b>	<b>146,728,300</b>	<b>13,892,944</b>	<b>36,156,262</b>	<b>Total</b>

民國101年底各部門  
Financial Assets & Liabilities

項 目	家庭及非營利團體 Households & non-profit institutions		企 業 Business				政 府 Government		中央銀行 Central Bank	
	資 產 Assets	負 債 Liabilities	民 營 Private enterprises		公 營 Public enterprises		資 產 Assets	負 債 Liabilities	資 產 Assets	負 債 Liabilities
			資 產 Assets	負 債 Liabilities	資 產 Assets	負 債 Liabilities				
1. 通貨	992,267	—	201,623	—	421	—	548	—	—	1,437,306
2. 活期性存款	10,429,160	—	2,002,386	—	28,641	—	—	—	—	—
3. 定期性存款及外匯存款	14,941,615	—	2,149,719	—	129,258	—	—	—	—	—
4. 國外存款	1,816,967	—	4,276	—	210	—	—	—	—	—
5. 政府存款	—	—	—	—	—	—	940,826	—	—	167,323
6. 準備性存款	—	—	—	—	—	—	—	—	—	1,469,040
7. 非準備存款	—	—	—	—	—	—	—	—	—	2,208,359
8. 中央銀行單券	—	—	—	—	—	—	—	—	—	6,642,560
9. 中央銀行融通	—	—	—	—	—	—	—	—	344,895	—
10. 金融機構同業往來	—	—	—	—	—	—	—	—	—	—
11. 金融機構放款	—	11,801,148	—	8,286,782	—	706,525	—	1,670,117	—	—
12. 附條件交易	385,952	—	128,824	—	0	—	—	—	—	—
13. 非金融部門放款	51,522	130,951	474,445	876,485	—	202,068	364,370	47,324	—	—
14. 短期票券	30,836	—	62,416	489,948	—	323,441	—	—	—	—
15. 政府債券	52,834	—	1,236	—	1,013	—	18,882	5,129,468	—	—
16. 國內公司債	106,889	—	32,986	875,621	9,746	533,660	—	—	—	—
17. 金融債券	47,778	—	6,262	—	11,700	—	—	—	—	—
18. 共同基金	1,073,217	—	418,070	—	11,632	—	9,825	—	—	—
19. 上市上櫃公司股權	7,859,362	—	3,005,227	19,701,393	12,605	—	687,791	—	—	—
20. 其他企業權益	6,864,363	—	2,964,333	8,865,696	23,280	1,919,097	3,096,582	—	27,158	819,057
21. 人壽保險準備	12,547,269	—	—	—	—	—	—	—	—	—
22. 退休基金準備	2,060,099	—	—	—	—	—	—	—	—	—
23. 應收、應付款	2,789,202	488,758	9,165,964	10,302,551	151,409	354,151	—	—	—	—
24. 對外直接投資	1,582,266	—	4,729,819	—	6,501	—	—	—	—	—
25. 國外證券	2,756,523	—	72,416	151,128	—	—	—	—	—	—
26. 中央銀行準備資產	—	—	—	—	—	—	—	—	11,900,657	—
27. 其他債權債務淨額	2,157,153	—	—	425,073	—	213,629	—	28,769	490,294	—
<b>金融性資產負債合計</b>	<b>68,545,273</b>	<b>12,420,858</b>	<b>25,420,002</b>	<b>49,974,677</b>	<b>386,416</b>	<b>4,252,571</b>	<b>5,118,825</b>	<b>6,875,677</b>	<b>12,763,004</b>	<b>12,743,645</b>

金融性資產負債餘額表

of All Sectors at the end of 2012

單位：新台幣百萬元

Millions of N.T.Dollars

金融機構 Financial institutions						國內 全體部門 All domestic sectors		國外 部門 Rest of the world		Items
其他貨幣機構 Other monetary financial institutions		保險公司及退休基金 Insurance companies & pension funds		其他金融機構 Other financial institutions		資產 Assets	負債 Liabilities	資產 Assets	負債 Liabilities	
資產 Assets	負債 Liabilities	資產 Assets	負債 Liabilities	資產 Assets	負債 Liabilities					
234,094	—	1,230	—	7,123	—	1,437,306	1,437,306	—	—	1. Currency
66,135	13,347,614	300,681	—	324,525	—	13,151,528	13,347,614	196,086	—	2. Demand deposits
936,547	23,052,674	1,687,172	—	827,632	—	20,671,943	23,052,674	2,380,731	—	3. Time deposits & foreign currency deposits
863,845	—	6,374	—	33,564	—	2,725,236	—	—	2,725,236	4. Foreign deposits
—	773,503	—	—	—	—	940,826	940,826	—	—	5. Government deposits
1,469,040	—	—	—	—	—	1,469,040	1,469,040	—	—	6. Reserves against deposits
2,196,675	—	11,684	—	—	—	2,208,359	2,208,359	—	—	7. Deposits with Central Bank other than reserve requirements
6,585,040	—	—	—	57,520	—	6,642,560	6,642,560	—	—	8. Central Bank securities
—	344,895	—	—	—	—	344,895	344,895	—	—	9. Accommodations from Central Bank
42,377	318	—	—	318	42,377	42,695	42,695	—	—	10. Interbank claims
24,139,702	3,526	1,267,214	9,170	376,463	763,964	25,783,379	23,241,233	—	2,542,147	11. Loans by financial institutions
154,803	320,781	149,067	—	210,706	800,465	1,029,351	1,121,246	91,895	—	12. Repurchase agreements
—	587,581	—	—	—	4,784	890,336	1,849,193	1,078,790	119,933	13. Loans by nonfinancial institutions
413,469	—	208,594	—	312,560	214,486	1,027,875	1,027,875	—	—	14. Short-term securities
2,369,185	—	2,337,729	—	253,198	—	5,034,077	5,129,468	95,391	—	15. Government securities
497,707	—	613,934	—	293,171	210,242	1,554,433	1,619,523	65,090	—	16. Domestic corporate bonds
63,001	1,022,115	836,905	—	52,245	—	1,017,890	1,022,115	4,225	—	17. Bank debentures
19,972	586	265,665	—	55,237	1,858,913	1,853,618	1,859,499	5,881	—	18. Mutual funds
342,887	348,082	1,182,074	131,486	2,349,348	2,338,060	15,439,294	22,519,021	7,079,727	—	19. Shares
187,261	2,292,739	79,155	584,664	3,137,043	3,054,477	16,379,177	17,535,730	1,156,553	—	20. Other equities
—	—	—	12,547,269	—	—	12,547,269	12,547,269	—	—	21. Life insurance reserves
—	—	—	2,060,099	—	—	2,060,099	2,060,099	—	—	22. Pension fund reserves
—	—	—	—	—	—	12,106,575	11,145,461	2,739,032	3,700,146	23. Accounts receivable/payable
112,283	—	8,860	—	206,309	—	6,646,038	—	—	6,646,038	24. Outward direct investment
1,086,087	10,635	6,831,091	—	691,133	11,771	11,437,250	173,534	116,544	11,380,260	25. Outward securities investment and issuance
—	—	—	—	—	—	11,900,657	—	—	11,900,657	26. Reserve assets of Central Bank
187,246	—	—	1,647,714	—	372,366	2,834,693	2,687,550	—	147,143	27. Net other assets & liabilities
<b>41,967,356</b>	<b>42,105,050</b>	<b>15,787,430</b>	<b>16,980,402</b>	<b>9,188,094</b>	<b>9,671,906</b>	<b>179,176,401</b>	<b>155,024,786</b>	<b>15,009,945</b>	<b>39,161,560</b>	<b>Total</b>



民國102年底各部門  
Financial Assets & Liabilities

項 目	家庭及非營利團體 Households & non-profit institutions		企 業 Business				政 府 Government		中央銀行 Central Bank	
	資 產 Assets	負 債 Liabilities	民 營 Private enterprises		公 營 Public enterprises		資 產 Assets	負 債 Liabilities	資 產 Assets	負 債 Liabilities
			資 產 Assets	負 債 Liabilities	資 產 Assets	負 債 Liabilities				
1. 通貨	1,117,210	—	202,184	—	414	—	511	—	—	1,555,758
2. 活期性存款	11,023,734	—	2,353,826	—	22,200	—	—	—	—	—
3. 定期性存款及外匯存款	15,516,827	—	2,333,559	—	110,025	—	—	—	—	—
4. 國外存款	1,847,338	—	2,201	—	165	—	—	—	—	—
5. 政府存款	—	—	—	—	—	—	884,609	—	—	147,831
6. 準備性存款	—	—	—	—	—	—	—	—	—	1,570,395
7. 非準備存款	—	—	—	—	—	—	—	—	—	2,235,346
8. 中央銀行單券	—	—	—	—	—	—	—	—	—	6,843,220
9. 中央銀行融通	—	—	—	—	—	—	—	—	557,937	—
10. 金融機構同業往來	—	—	—	—	—	—	—	—	—	—
11. 金融機構放款	—	12,592,333	—	8,539,097	—	711,942	—	1,460,375	—	—
12. 附條件交易	205,782	—	126,846	—	400	—	—	—	—	—
13. 非金融部門放款	22,962	121,612	476,265	808,395	—	185,546	337,875	42,647	—	—
14. 短期票券	36,102	—	56,703	582,917	—	379,425	—	—	—	—
15. 政府債券	55,868	—	634	—	753	—	48,503	5,424,066	—	—
16. 國內公司債	123,112	—	24,552	1,116,442	10,073	552,260	—	—	—	—
17. 金融債券	67,446	—	6,488	—	12,551	—	—	—	—	—
18. 共同基金	1,035,334	—	401,350	—	14,533	—	18,319	—	—	—
19. 上市上櫃公司股權	9,055,262	—	3,450,923	22,533,659	21,808	—	792,175	—	—	—
20. 其他企業權益	7,782,073	—	3,369,197	9,843,134	17,338	1,747,596	2,986,596	—	25,418	864,191
21. 人壽保險準備	14,129,560	—	—	—	—	—	—	—	—	—
22. 退休基金準備	2,344,987	—	—	—	—	—	—	—	—	—
23. 應收、應付款	2,967,615	640,085	10,090,742	11,089,077	193,234	362,074	—	—	—	—
24. 對外直接投資	1,456,749	—	5,447,671	—	11,661	—	—	—	—	—
25. 國外證券	2,645,647	—	90,442	138,750	—	—	—	—	—	—
26. 中央銀行準備資產	—	—	—	—	—	—	—	—	12,658,230	—
27. 其他債權債務淨額	2,250,573	—	685,240	—	—	382,132	—	119,171	—	12,316
<b>金融性資產負債合計</b>	<b>73,684,180</b>	<b>13,354,029</b>	<b>29,118,823</b>	<b>54,651,472</b>	<b>415,155</b>	<b>4,320,974</b>	<b>5,068,588</b>	<b>7,046,259</b>	<b>13,241,585</b>	<b>13,229,057</b>

金融性資產負債餘額表

of All Sectors at the end of 2013

單位：新台幣百萬元

Millions of N.T.Dollars

金融機構 Financial institutions						國內 全體部門 All domestic sectors		國外 部門 Rest of the world		Items
其他貨幣機構 Other monetary financial institutions		保險公司及退休基金 Insurance companies & pension funds		其他金融機構 Other financial institutions		資產 Assets	負債 Liabilities	資產 Assets	負債 Liabilities	
資產 Assets	負債 Liabilities	資產 Assets	負債 Liabilities	資產 Assets	負債 Liabilities					
226,107	—	813	—	8,519	—	1,555,758	1,555,758	—	—	1. Currency
73,940	14,394,725	394,769	—	341,571	—	14,210,042	14,394,725	184,683	—	2. Demand deposits
916,329	24,618,285	1,664,758	—	918,181	—	21,459,678	24,618,285	3,158,607	—	3. Time deposits & foreign currency deposits
1,828,438	—	18,916	—	38,033	—	3,735,090	—	—	3,735,090	4. Foreign deposits
—	736,778	—	—	—	—	884,609	884,609	—	—	5. Government deposits
1,570,395	—	—	—	—	—	1,570,395	1,570,395	—	—	6. Reserves against deposits
2,196,506	—	38,840	—	—	—	2,235,346	2,235,346	—	—	7. Deposits with Central Bank other than reserve requirements
6,764,370	—	—	—	78,850	—	6,843,220	6,843,220	—	—	8. Central Bank securities
—	557,937	—	—	—	—	557,937	557,937	—	—	9. Accommodations from Central Bank
65,039	1,515	—	—	1,515	65,039	66,554	66,554	—	—	10. Interbank claims
25,379,378	7,052	1,467,071	6,425	434,292	882,259	27,280,741	24,199,482	—	3,081,260	11. Loans by financial institutions
194,037	292,521	155,051	—	189,433	806,007	871,548	1,098,528	229,950	2,970	12. Repurchase agreements
—	1,090,576	—	—	—	10,019	837,101	2,258,795	1,539,870	118,176	13. Loans by nonfinancial institutions
558,531	—	171,896	—	380,152	241,042	1,203,384	1,203,384	—	—	14. Short-term securities
2,647,055	—	2,420,173	—	191,531	—	5,364,516	5,424,066	59,550	—	15. Government securities
583,083	—	740,199	—	322,753	196,631	1,803,773	1,865,333	61,560	—	16. Domestic corporate bonds
59,507	1,029,787	815,802	—	54,883	—	1,016,677	1,029,787	13,110	—	17. Bank debentures
24,837	668	401,476	—	62,803	1,962,324	1,958,652	1,962,992	4,340	—	18. Mutual funds
394,926	400,234	1,361,474	172,830	2,705,902	2,995,918	17,782,471	26,102,641	8,320,170	—	19. Shares
207,522	2,471,685	89,738	661,801	3,529,585	3,687,789	18,007,467	19,276,197	1,268,730	—	20. Other equities
—	—	—	14,129,560	—	—	14,129,560	14,129,560	—	—	21. Life insurance reserves
—	—	—	2,344,987	—	—	2,344,987	2,344,987	—	—	22. Pension fund reserves
—	—	—	—	—	—	13,251,590	12,091,235	2,975,713	4,136,068	23. Accounts receivable/payable
132,606	—	10,975	—	218,938	—	7,278,600	—	—	7,278,600	24. Outward direct investment
1,308,789	23,580	8,185,572	—	735,310	4,500	12,965,760	166,830	109,080	12,908,010	25. Outward securities investment and issuance
—	—	—	—	—	—	12,658,230	—	—	12,658,230	26. Reserve assets of Central Bank
626,376	—	—	2,085,491	—	464,280	3,562,190	3,063,390	—	498,800	27. Net other assets & liabilities
<b>45,757,771</b>	<b>45,625,343</b>	<b>17,937,524</b>	<b>19,401,094</b>	<b>10,212,251</b>	<b>11,315,809</b>	<b>195,435,876</b>	<b>168,944,036</b>	<b>17,925,363</b>	<b>44,417,203</b>	<b>Total</b>

參、民國89年底至102年底金融性資產負債項目表

III. Year-end Amounts Outstanding of  
Financial Transaction Items, 2000-2013

項目1. 通貨  
Item 1. Currency

單位：新台幣百萬元  
Millions of N.T. Dollars

民國 年底	發行部門 Issuer	持有部門 Holder							End of Year
	中央銀行 Central Bank	其他貨幣機構 Other monetary financial institutions	保險公司及 退休基金 Insurance companies & pension funds	其他金融機構 Other financial institutions	政府 Government	公營事業 Public enterprises	民營企業 Private enterprises	家庭及非營利 團體 Households & non-profit institutions	
89年	708,414	180,666	1,295	3,647	469	624	303,174	218,538	2000
90年	692,622	166,963	1,584	3,819	475	552	244,625	274,604	2001
91年	698,203	170,925	4,232	1,591	445	589	221,128	299,293	2002
92年	784,814	176,609	1,327	5,688	465	543	242,858	357,325	2003
93年	856,741	186,893	1,510	3,178	463	677	201,222	462,798	2004
94年	922,609	192,242	656	3,685	466	449	212,090	513,022	2005
95年	959,544	200,823	757	16,584	544	1,001	242,505	497,330	2006
96年	961,447	198,820	869	14,676	559	437	221,741	524,345	2007
97年	1,054,061	220,524	1,382	9,277	551	424	154,729	667,174	2008
98年	1,122,504	209,886	962	5,153	620	388	177,218	728,277	2009
99年	1,204,628	208,775	863	4,850	631	408	170,555	818,547	2010
100年	1,320,376	213,032	708	3,475	570	390	170,784	931,417	2011
101年	1,437,306	234,094	1,230	7,123	548	421	201,623	992,267	2012
102年	1,555,758	226,107	813	8,519	511	414	202,184	1,117,210	2013

項目2. 活期性存款  
Item 2. Demand Deposits

單位：新台幣百萬元

Millions of N.T. Dollars

民國 年底	收受部門 Issuer		存款部門 Holder						End of Year
	其他貨幣機構 Other monetary financial institutions	其他貨幣機構 Other monetary financial institutions	保險公司及 退休基金 Insurance companies & pension funds	其他金融 機構 Other financial institutions	公營事業 Public enterprises	民營企業 Private enterprises	家庭及非 營利團體 Households & non-profit institutions	國 外 Rest of the world	
89年	4,955,841	16,306	27,142	98,383	36,845	1,179,396	3,511,284	86,486	2000
90年	5,646,219	26,218	71,902	136,741	22,325	1,095,514	4,195,981	97,539	2001
91年	6,228,223	24,670	53,440	153,284	16,624	1,112,001	4,762,104	106,100	2002
92年	7,330,943	36,513	67,298	211,250	16,989	1,203,550	5,641,873	153,469	2003
93年	8,198,778	38,298	82,663	212,509	14,251	1,379,075	6,295,818	176,164	2004
94年	8,737,912	47,026	99,220	230,034	12,279	1,462,535	6,690,456	196,362	2005
95年	9,113,077	62,425	141,503	204,910	16,702	1,350,363	7,115,734	221,440	2006
96年	9,210,413	91,671	153,447	235,902	17,839	1,362,202	7,047,173	302,179	2007
97年	8,971,694	44,855	214,115	222,491	11,304	1,459,526	6,824,691	194,712	2008
98年	11,503,246	89,078	472,700	304,046	15,718	1,777,059	8,632,923	211,723	2009
99年	12,434,491	92,172	327,685	379,179	13,496	1,963,047	9,440,651	218,261	2010
100年	12,725,467	64,202	279,362	381,513	17,187	1,942,046	9,834,495	206,662	2011
101年	13,347,614	66,135	300,681	324,525	28,641	2,002,386	10,429,160	196,086	2012
102年	14,394,725	73,940	394,769	341,571	22,200	2,353,826	11,023,734	184,683	2013

項目3. 定期性存款及外匯存款  
Item 3. Time Deposits & Foreign Currency Deposits

單位：新台幣百萬元

Millions of N.T. Dollars

民國 年底	收受部門 Issuer	存款部門 Holder							End of Year
	其他貨幣機構 Other monetary financial institutions	其他貨幣機構 Other monetary financial institutions	保險公司及 退休基金 Insurance companies & pension funds	其他金融 機構 Other financial institutions	公營事業 Public enterprises	民營企業 Private enterprises	家庭及非 營利團體 Households & non-profit institutions	國 外 Rest of the world	
89年	14,851,192	879,468	781,897	497,618	168,438	989,840	10,975,324	558,607	2000
90年	15,145,169	872,091	835,731	685,529	140,781	976,123	10,935,590	699,325	2001
91年	14,974,863	838,249	747,437	758,497	131,184	974,629	10,684,291	840,577	2002
92年	15,192,204	882,701	736,409	662,959	129,579	1,083,690	10,579,388	1,117,478	2003
93年	15,968,097	892,975	877,132	595,581	119,920	1,134,101	11,050,135	1,298,252	2004
94年	17,088,576	902,004	974,490	504,714	125,696	1,380,119	11,840,647	1,360,906	2005
95年	18,026,707	903,563	1,110,038	504,528	127,428	1,428,917	12,479,987	1,472,246	2006
96年	18,759,884	886,415	1,123,908	500,396	138,810	1,560,938	12,645,510	1,903,907	2007
97年	21,072,319	840,148	1,190,613	707,891	159,243	1,827,185	14,279,168	2,068,071	2008
98年	20,152,387	877,232	1,498,557	726,716	136,517	1,896,762	13,335,636	1,680,966	2009
99年	20,832,461	908,065	1,405,054	694,321	133,543	2,062,658	13,756,916	1,871,903	2010
100年	22,359,582	934,811	1,521,650	776,234	124,389	2,135,043	14,537,140	2,330,315	2011
101年	23,052,674	936,547	1,687,172	827,632	129,258	2,149,719	14,941,615	2,380,731	2012
102年	24,618,285	916,329	1,664,758	918,181	110,025	2,333,559	15,516,827	3,158,607	2013

項目4. 國外存款  
Item 4. Foreign Deposits

單位：新台幣百萬元

Millions of N.T. Dollars

民國 年底	收受部門 Issuer	存款部門 Holder						End of Year
	國外 Rest of the world	其他貨幣機構 Other monetary financial institutions	保險公司及 退休基金 Insurance companies & pension funds	其他金融機構 Other financial institutions	公營事業 Public enterprises	民營企業 Private enterprises	家庭及非營利 團體 Households & non-profit institutions	
89年	1,163,067	560,963	—	7,072	29	1,049	593,954	2000
90年	1,321,164	625,120	—	2,425	179	1,529	691,911	2001
91年	1,201,754	473,843	—	4,569	183	2,489	720,670	2002
92年	1,223,690	510,854	—	9,682	165	2,434	700,555	2003
93年	1,427,210	602,290	—	5,558	240	7,414	811,708	2004
94年	1,628,641	523,263	715	6,769	232	7,495	1,090,167	2005
95年	1,753,436	566,044	—	11,588	281	33,379	1,142,144	2006
96年	2,247,113	716,151	526	6,549	317	27,255	1,496,316	2007
97年	2,611,465	1,038,456	1,503	3,408	204	5,428	1,562,466	2008
98年	2,353,449	834,215	2,684	22,794	352	2,356	1,491,049	2009
99年	2,326,341	874,144	8,866	30,190	526	3,400	1,409,215	2010
100年	2,609,701	1,032,628	4,436	31,217	245	3,676	1,537,499	2011
101年	2,725,236	863,845	6,374	33,564	210	4,276	1,816,967	2012
102年	3,735,090	1,828,438	18,916	38,033	165	2,201	1,847,338	2013

項目5. 政府存款  
Item 5. Government Deposits

單位：新台幣百萬元

Millions of N.T. Dollars

民國 年底	收受部門 Issuer			存款部門 Holder	End of Year
	中央銀行 Central Bank	其他貨幣機構 Other monetary financial institutions	其他金融機構 Other financial institutions	政府 Government	
89年	141,164	797,461	112	938,737	2000
90年	113,616	835,759	25	949,400	2001
91年	140,071	749,995	89	890,155	2002
92年	156,452	773,141	104	929,697	2003
93年	177,637	747,546	101	925,284	2004
94年	202,802	729,099	—	931,901	2005
95年	185,475	716,493	—	901,968	2006
96年	186,123	745,921	—	932,044	2007
97年	153,431	794,798	—	948,229	2008
98年	233,702	771,907	—	1,005,609	2009
99年	213,289	843,106	—	1,056,395	2010
100年	181,662	784,471	—	966,133	2011
101年	167,323	773,503	—	940,826	2012
102年	147,831	736,778	—	884,609	2013

項目6. 準備性存款  
Item 6. Reserves against Deposits

單位：新台幣百萬元

Millions of N.T. Dollars

民國 年底	收受部門 Issuer	存款部門 Holder	End of Year
	中央銀行 Central Bank	其他貨幣機構 Other monetary financial institutions	
89年	895,151	895,151	2000
90年	781,360	781,360	2001
91年	871,682	871,682	2002
92年	835,885	835,885	2003
93年	862,687	862,687	2004
94年	837,637	837,637	2005
95年	926,314	926,314	2006
96年	1,064,311	1,064,311	2007
97年	1,075,169	1,075,169	2008
98年	1,185,483	1,185,483	2009
99年	1,301,096	1,301,096	2010
100年	1,404,831	1,404,831	2011
101年	1,469,040	1,469,040	2012
102年	1,570,395	1,570,395	2013



項目7. 非準備存款

Item 7. Deposits with Central Bank Other than Reserve Requirements

單位：新台幣百萬元

Millions of N.T. Dollars

民國 年底	收受部門 Issuer	存款部門 Holder			End of Year
	中央銀行 Central Bank	其他貨幣機構 Other monetary financial institutions	保險公司及退休基金 Insurance companies & pension funds	其他金融機構 Other financial institutions	
89年	1,197,476	1,184,693	12,781	2	2000
90年	1,653,947	1,636,376	17,563	8	2001
91年	1,885,143	1,867,341	17,781	21	2002
92年	2,099,544	2,081,698	17,736	110	2003
93年	1,919,528	1,900,870	18,537	121	2004
94年	2,044,739	2,025,113	19,619	7	2005
95年	1,990,677	1,969,985	20,689	3	2006
96年	2,085,113	2,074,277	10,834	2	2007
97年	2,108,130	2,095,265	12,863	2	2008
98年	2,179,545	2,166,426	12,154	965	2009
99年	2,192,061	2,180,388	11,671	2	2010
100年	2,192,153	2,179,942	12,211	—	2011
101年	2,208,359	2,196,675	11,684	—	2012
102年	2,235,346	2,196,506	38,840	—	2013

項目8. 中央銀行單券  
Item 8. Central Bank Securities

單位：新台幣百萬元

Millions of N.T. Dollars

民國 年底	發行部門 Issuer	持有部門 Holder		End of Year
	中央銀行 Central Bank	其他貨幣機構 Other monetary financial institutions	其他金融機構 Other financial institutions	
89年	561,785	557,125	4,660	2000
90年	953,120	945,410	7,710	2001
91年	1,947,985	1,908,460	39,525	2002
92年	2,992,365	2,924,200	68,165	2003
93年	3,562,885	3,517,715	45,170	2004
94年	3,520,820	3,443,685	77,135	2005
95年	3,755,930	3,683,240	72,690	2006
96年	3,460,300	3,430,530	29,770	2007
97年	4,334,945	4,298,095	36,850	2008
98年	5,928,485	5,875,485	53,000	2009
99年	6,712,620	6,645,555	67,065	2010
100年	6,682,155	6,627,705	54,450	2011
101年	6,642,560	6,585,040	57,520	2012
102年	6,843,220	6,764,370	78,850	2013

項目9. 中央銀行融通

Item 9. Accommodations from Central Bank

單位：新台幣百萬元

Millions of N.T. Dollars

民國 年底	授信部門 Lender	受信部門 Borrower		End of Year
	中央銀行 Central Bank	其他貨幣機構 Other monetary financial institutions	其他金融機構 Other financial institutions	
89年	294,521	287,521	7,000	2000
90年	454,918	454,918	—	2001
91年	672,020	672,020	—	2002
92年	807,891	807,891	—	2003
93年	490,257	490,257	—	2004
94年	425,610	425,610	—	2005
95年	439,673	439,673	—	2006
96年	331,535	329,434	2,101	2007
97年	405,273	405,273	—	2008
98年	619,440	619,440	—	2009
99年	383,174	383,174	—	2010
100年	566,275	566,275	—	2011
101年	344,895	344,895	—	2012
102年	557,937	557,937	—	2013

項目10. 金融機構同業往來

Item 10. Interbank Claims

單位：新台幣百萬元

Millions of N.T. Dollars

民國 年底	存款 Deposits				融通 Loans				End of Year
	收受部門 Issuer		存款部門 Holder		授信部門 Lender		受信部門 Borrower		
	其他貨幣機構 Other monetary financial institutions	其他金融 機構 Other financial institutions	其他貨幣機構 Other monetary financial institutions	其他金融 機構 Other financial institutions	其他貨幣機構 Other monetary financial institutions	其他金融 機構 Other financial institutions	其他貨幣機構 Other monetary financial institutions	其他金融 機構 Other financial institutions	
89年	4	9,266	9,266	4	43,497	11,195	11,195	43,497	2000
90年	1	18,555	18,555	1	71,471	10,035	10,035	71,471	2001
91年	—	16,075	16,075	—	61,501	7,126	7,126	61,501	2002
92年	4	12,095	12,095	4	72,477	10,500	10,500	72,477	2003
93年	3	8,803	8,803	3	51,607	12,891	12,891	51,607	2004
94年	5	2,549	2,549	5	89,536	14,870	14,870	89,536	2005
95年	7	1,669	1,669	7	77,049	6,552	6,552	77,049	2006
96年	2	8,740	8,740	2	52,883	10,333	10,333	52,883	2007
97年	—	—	—	—	33,309	840	840	33,309	2008
98年	—	—	—	—	25,440	1,380	1,380	25,440	2009
99年	—	—	—	—	19,445	1,335	1,335	19,445	2010
100年	1	—	—	1	21,731	130	130	21,731	2011
101年	1	—	—	1	42,377	317	317	42,377	2012
102年	3	—	—	3	65,039	1,512	1,512	65,039	2013

項目11. 金融機構放款  
Item 11. Loans by Financial Institutions

單位：新台幣百萬元

Millions of N.T. Dollars

民國 年底	授信部門 Lender				受信部門 Borrower								End of Year
	中央 銀行 Central Bank	其他貨幣 機構 Other monetary financial institutions	保險公司及 退休基金 Insurance companies & pension funds	其他金融 機構 Other financial institutions	其他貨幣 機構 Other monetary financial institutions	保險公司及 退休基金 Insurance companies & pension funds	其他金融 機構 Other financial institutions	政府 Government	公營事業 Public enterprises	民營企業 Private enterprises	家庭及非營 利團體 Households & non-profit institutions	國 外 Rest of the world	
89年	2,040	16,564,397	1,006,897	346,754	39,865	21,544	396,141	2,086,745	449,395	5,953,803	8,120,423	852,172	2000
90年	2,040	16,702,070	1,078,762	402,136	20,494	80,778	383,554	2,169,501	468,458	5,819,599	8,106,135	1,136,489	2001
91年	2,040	16,115,915	1,077,867	329,285	25,715	124,404	464,011	1,961,040	478,404	5,448,830	7,974,128	1,048,574	2002
92年	—	16,519,783	1,028,477	392,744	12,751	109,014	500,708	1,953,329	463,874	5,375,882	8,434,614	1,090,832	2003
93年	—	17,367,562	995,821	432,425	6,628	127,237	444,703	1,920,234	483,166	5,688,965	9,104,407	1,020,468	2004
94年	—	18,644,401	984,632	435,666	4,486	150,114	493,509	1,785,416	527,221	6,003,883	9,828,287	1,271,781	2005
95年	—	19,220,929	1,063,683	493,071	3,509	79,314	526,208	1,611,281	551,055	6,374,227	10,259,679	1,372,410	2006
96年	—	19,964,627	1,191,799	515,955	4,497	87,714	571,673	1,385,630	636,543	6,777,016	10,559,056	1,650,252	2007
97年	—	20,768,909	1,279,819	243,724	2,072	204,376	552,121	1,281,184	754,273	7,075,099	10,394,222	2,029,104	2008
98年	—	21,040,081	1,219,098	451,228	1,529	196,634	540,665	1,501,414	743,639	6,838,443	10,662,070	2,226,014	2009
99年	—	21,877,396	1,204,852	529,252	1,650	57,675	591,537	1,653,305	786,770	7,293,957	11,278,571	1,948,037	2010
100年	—	23,520,561	1,211,131	418,058	2,708	33,873	657,659	1,660,040	780,426	8,032,398	11,468,841	2,513,804	2011
101年	—	24,139,702	1,267,214	376,463	3,526	9,170	763,964	1,670,117	706,525	8,286,782	11,801,148	2,542,147	2012
102年	—	25,379,378	1,467,071	434,292	7,052	6,425	882,259	1,460,375	711,942	8,539,097	12,592,333	3,081,260	2013

項目12. 附條件交易  
Item 12. Repurchase Agreements

單位：新台幣百萬元

Millions of N.T. Dollars

民國 年底	授信部門 Lender									受信部門 Borrower						End of Year
	中央 銀行	其他貨幣 機構	保險公 司及退 休基金	其他金融 機構	政府	公營 事業	民營 企業	家庭及非 營利團體	國 外	中央 銀行	其他貨幣 機構	保險公 司及退 休基金	其他金融 機構	民營 企業	國 外	
	Central Bank	Other monetary financial institutions	Insurance companies & pension funds	Other financial institutions	Government	Public enterprises	Private enterprises	Households & non-profit institutions	Rest of the world	Central Bank	Other monetary financial institutions	Insurance companies & pension funds	Other financial institutions	Private enterprises	Rest of the world	Year
89年	37,860	353,610	54,314	366,812	—	—	103,674	596,017	231	—	434,773	—	1,048,678	29,066	—	2000
90年	—	327,071	58,503	646,455	—	—	81,822	320,335	316	—	372,326	—	1,047,153	15,023	—	2001
91年	—	246,720	82,389	701,400	—	—	57,157	504,401	309	—	454,400	—	1,135,686	2,289	—	2002
92年	—	171,929	108,510	884,205	1,236	—	65,616	431,954	204	—	493,313	—	1,162,591	7,750	—	2003
93年	—	226,851	126,587	868,339	1,500	2,800	121,026	553,610	142,194	142,194	571,682	15,496	1,311,447	2,087	—	2004
94年	—	190,140	141,869	892,495	—	2,000	180,948	627,009	451,542	451,069	517,037	4,385	1,511,797	1,716	—	2005
95年	—	128,516	106,583	854,228	1,306	750	198,848	604,865	347,134	340,082	545,736	400	1,354,665	538	809	2006
96年	—	64,853	145,183	606,192	3,255	200	176,121	514,297	132,242	101,220	457,692	—	1,082,906	526	—	2007
97年	—	62,723	87,189	509,615	7,322	300	119,488	610,003	11,340	—	460,569	—	947,411	—	—	2008
98年	—	30,606	149,307	348,982	—	370	101,846	417,285	15,380	—	328,928	—	734,848	—	—	2009
99年	—	73,969	163,218	331,429	1,728	2,307	163,570	426,911	68,067	—	413,254	—	817,945	—	—	2010
100年	—	68,723	149,270	300,867	400	2,911	152,616	558,545	73,805	—	421,955	—	885,182	—	—	2011
101年	—	154,803	149,067	210,706	—	—	128,824	385,952	91,895	—	320,781	—	800,465	—	—	2012
102年	—	194,037	155,051	189,433	—	400	126,846	205,782	229,950	—	292,521	—	806,007	—	2,970	2013

項目13. 非金融部門放款  
Item 13. Loans by Nonfinancial Institutions

單位：新台幣百萬元

Millions of N.T. Dollars

民國 年底	授信部門 Lender					受信部門 Borrower							End of Year
	政府 Government	公營事業 Public enterprises	民營企業 Private enterprises	家庭及非 營利團體 Households & non-profit institutions	國外 Rest of the world	其他貨幣 機構 Other monetary financial institutions	其他金融 機構 Other financial institutions	政府 Government	公營事業 Public enterprises	民營企業 Private enterprises	家庭及非 營利團體 Households & non-profit institutions	國外 Rest of the world	
89年	647,173	2,196	107,220	443,234	279,574	232,295	869	45,136	154,204	662,602	369,953	14,338	2000
90年	580,617	253	93,997	239,952	334,772	168,754	8,027	35,597	137,527	536,432	349,149	14,105	2001
91年	532,055	248	82,010	65,807	423,483	235,164	7,617	30,841	138,024	362,617	315,862	13,479	2002
92年	517,788	3	84,901	75,619	425,758	292,465	4,384	26,443	149,925	314,785	300,840	15,227	2003
93年	542,114	1	127,980	67,186	536,884	304,259	7,982	25,788	160,232	443,983	312,244	19,676	2004
94年	535,889	3	168,467	70,339	511,673	284,623	8,234	24,927	167,861	464,611	310,660	25,456	2005
95年	494,032	2	181,325	81,840	516,272	260,102	24,250	34,734	174,702	509,347	241,474	28,863	2006
96年	391,412	2	192,180	94,872	586,881	249,889	18,631	35,035	182,963	600,100	141,274	37,455	2007
97年	418,289	—	257,691	62,931	603,653	216,944	17,958	36,148	192,587	657,264	170,654	51,009	2008
98年	403,099	—	299,874	60,130	693,039	263,345	18,565	36,142	200,331	696,662	140,656	100,442	2009
99年	399,238	—	319,314	40,944	813,318	344,430	31,218	47,754	203,783	737,576	130,997	77,056	2010
100年	384,427	—	431,564	59,669	1,136,927	543,899	6,198	46,302	231,656	918,527	145,947	120,060	2011
101年	364,370	—	474,445	51,522	1,078,790	587,581	4,784	47,324	202,068	876,485	130,951	119,933	2012
102年	337,875	—	476,265	22,962	1,539,870	1,090,576	10,019	42,647	185,546	808,395	121,612	118,176	2013

項目 14. 短期票券  
Item 14. Short-term Securities

單位：新台幣百萬元

Millions of N.T. Dollars

民國 年底	發行部門 Issuer				持有部門 Holder							End of Year
	保險公司及 退休基金 Insurance companies & pension funds	其他金融 機構 Other financial institutions	公營事業 Public enterprises	民營企業 Private enterprises	其他貨幣 機構 Other monetary financial institutions	保險公司及 退休基金 Insurance companies & pension funds	其他金融 機構 Other financial institutions	公營事業 Public enterprises	民營企業 Private enterprises	家庭及非 營利團體 Households & non-profit institutions	國 外 Rest of the world	
89年	—	239,231	40,439	986,809	566,174	153,155	405,655	36,412	63,822	37,994	3,266	2000
90年	—	165,460	76,622	868,608	567,659	88,016	370,397	6,499	44,203	33,321	595	2001
91年	—	187,648	44,692	645,616	331,977	127,459	332,668	11,985	47,528	26,339	—	2002
92年	—	208,949	19,056	587,623	259,165	152,233	296,657	15,922	67,183	24,469	—	2003
93年	—	231,747	15,091	536,330	180,667	186,362	280,864	27,376	84,116	23,495	289	2004
94年	—	297,432	14,493	442,707	147,384	176,443	310,788	313	96,786	22,639	279	2005
95年	—	239,807	12,558	473,279	168,223	156,527	269,051	1,224	108,392	21,769	457	2006
96年	78	247,259	9,914	415,958	118,518	152,451	281,488	—	98,742	20,196	1,813	2007
97年	—	159,799	147,721	387,639	169,443	172,892	262,810	634	68,325	20,855	200	2008
98年	—	156,380	149,865	349,936	102,882	177,349	311,733	—	44,533	19,685	—	2009
99年	—	232,761	93,093	366,425	90,506	259,824	277,735	—	43,445	20,768	—	2010
100年	—	178,719	130,439	431,693	132,370	273,772	255,160	—	57,325	22,226	—	2011
101年	—	214,486	323,441	489,948	413,469	208,594	312,560	—	62,416	30,836	—	2012
102年	—	241,042	379,425	582,917	558,531	171,896	380,152	—	56,703	36,102	—	2013



項目15. 政府債券  
Item 15. Government Securities

單位：新台幣百萬元

Millions of N.T. Dollars

民國 年底	發行部門 Issuer	持有部門 Holder								End of Year
	政府 Government	其他貨幣 機構 Other monetary financial institutions	保險公司及 退休基金 Insurance companies & pension funds	其他金融 機構 Other financial institutions	政 府 Government	公營事業 Public enterprises	民營企業 Private enterprises	家庭及非 營利團體 Households & non-profit institutions	國 外 Rest of the world	
89年	1,525,335	555,398	434,633	507,376	—	808	17,053	10,067	—	2000
90年	1,908,304	768,248	600,726	513,886	—	818	16,697	7,824	105	2001
91年	2,394,536	818,219	928,927	620,743	—	56	14,002	12,452	139	2002
92年	2,648,495	841,277	1,079,528	676,337	76	4,777	10,392	25,161	10,947	2003
93年	2,983,567	1,050,545	1,276,108	552,351	61	8,368	21,466	58,180	16,488	2004
94年	3,187,228	1,102,172	1,413,609	572,990	100	9,568	20,440	61,514	6,835	2005
95年	3,409,723	1,291,875	1,497,797	525,570	1,649	6,753	16,683	63,421	5,975	2006
96年	3,547,847	1,423,361	1,590,707	415,504	2,272	4,562	13,861	86,567	11,012	2007
97年	3,843,000	1,614,316	1,725,626	355,467	456	1,985	1,934	94,154	49,063	2008
98年	4,185,940	1,836,495	1,891,276	266,202	1,802	437	1,323	64,463	123,942	2009
99年	4,574,298	1,937,642	2,092,630	262,297	7,052	194	1,395	53,519	219,569	2010
100年	4,824,607	2,050,161	2,275,612	286,416	13,540	373	1,290	60,790	136,425	2011
101年	5,129,468	2,369,185	2,337,729	253,198	18,882	1,013	1,236	52,834	95,391	2012
102年	5,424,066	2,647,055	2,420,173	191,531	48,503	753	634	55,868	59,550	2013

項目16. 國內公司債  
Item 16. Domestic Corporate Bonds

單位：新台幣百萬元

Millions of N.T. Dollars

民國 年底	發行部門 Issuer			持有部門 Holder							End of Year
	其他金融 機構  Other financial institutions	公營事業  Public enterprises	民營企業  Private enterprises	其他貨幣 機構  Other monetary financial institutions	保險公司及 退休基金  Insurance companies & pension funds	其他金融 機構  Other financial institutions	公營事業  Public enterprises	民營企業  Private enterprises	家庭及非 營利團體  Households & non-profit institutions	國 外  Rest of the world	
89年	15,377	84,685	607,242	112,961	114,921	403,431	635	18,698	56,427	231	2000
90年	17,282	126,220	665,020	104,780	116,631	517,399	632	17,492	50,853	735	2001
91年	68,006	172,610	766,621	128,383	111,712	625,291	700	14,640	125,919	591	2002
92年	97,088	204,388	875,438	157,556	107,010	802,622	316	9,985	97,725	1,700	2003
93年	119,965	228,364	867,265	212,056	143,530	770,752	1,029	24,424	57,049	6,754	2004
94年	159,774	235,919	796,230	309,172	203,061	566,261	509	25,140	79,792	7,988	2005
95年	162,995	255,337	733,116	340,879	234,075	454,323	385	30,622	75,996	15,169	2006
96年	155,638	291,040	658,180	327,793	245,295	394,984	457	27,551	72,921	35,856	2007
97年	190,090	317,660	631,264	372,497	332,601	305,107	936	35,074	75,175	17,623	2008
98年	211,725	367,325	557,889	340,699	402,132	267,453	9,178	35,360	75,038	7,079	2009
99年	193,136	420,175	588,893	315,490	484,724	257,757	10,379	36,071	79,345	18,438	2010
100年	203,352	477,705	669,976	379,951	510,523	280,999	8,309	33,495	89,168	48,587	2011
101年	210,242	533,660	875,621	497,707	613,934	293,171	9,746	32,986	106,889	65,090	2012
102年	196,631	552,260	1,116,442	583,083	740,199	322,753	10,073	24,552	123,112	61,560	2013

項目17. 金融債券  
Item 17. Bank Debentures

單位：新台幣百萬元

Millions of N.T. Dollars

民國 年底	發行部門 Issuer	持有部門 Holder							End of Year
	其他貨幣機構 Other monetary financial institutions	其他貨幣機構 Other monetary financial institutions	保險公司及 退休基金 Insurance companies & pension funds	其他金融 機構 Other financial institutions	公營事業 Public enterprises	民營企業 Private enterprises	家庭及非營利 團體 Households & non-profit institutions	國外 Rest of the world	
89年	91,668	25,839	15,858	38,545	1,946	3,519	5,961	—	2000
90年	202,611	51,768	30,141	93,882	—	6,492	20,328	—	2001
91年	377,303	45,045	71,878	245,302	200	8,134	6,744	—	2002
92年	541,226	55,027	91,277	346,597	2,722	3,202	42,401	—	2003
93年	709,051	64,042	161,408	451,028	4,075	8,143	20,355	—	2004
94年	811,192	132,509	273,734	317,762	2,207	9,004	75,976	—	2005
95年	925,915	159,420	398,417	229,934	7,869	18,307	107,167	4,800	2006
96年	917,393	137,504	430,550	163,171	11,653	19,709	150,006	4,801	2007
97年	896,031	113,921	510,461	135,321	15,082	12,354	104,090	4,801	2008
98年	812,450	74,375	541,203	80,216	12,168	9,150	95,337	—	2009
99年	815,777	49,237	619,225	48,501	12,123	6,020	79,757	915	2010
100年	900,425	59,021	708,491	47,842	9,929	6,222	68,072	849	2011
101年	1,022,115	63,001	836,905	52,245	11,700	6,262	47,778	4,225	2012
102年	1,029,787	59,507	815,802	54,883	12,551	6,488	67,446	13,110	2013

項目18. 共同基金  
Item 18. Mutual Funds

單位：新台幣百萬元

Millions of N.T. Dollars

民國 年底	發行部門 Issuer		持有部門 Holder								End of Year
	其他貨幣 機構 Other monetary financial institutions	其他金融 機構 Other financial institutions	其他貨幣 機構 Other monetary financial institutions	保險公司及 退休基金 Insurance companies & pension funds	其他金融 機構 Other financial institutions	政 府 Government	公營事業 Public enterprises	民營企業 Private enterprises	家庭及非 營利團體 Households & non-profit institutions	國 外 Rest of the world	
89年	—	1,093,137	63,984	58,308	74,889	—	5,726	232,319	638,309	19,602	2000
90年	—	1,767,844	98,199	112,784	108,263	—	39,962	278,402	1,109,388	20,846	2001
91年	—	2,179,703	116,219	137,767	132,190	—	57,885	540,495	1,181,962	13,184	2002
92年	—	2,667,018	84,550	186,252	133,931	—	33,920	665,405	1,549,015	13,945	2003
93年	1,494	2,487,208	214,343	124,925	101,989	25,944	35,440	806,468	1,166,063	13,529	2004
94年	1,602	2,003,196	96,240	110,037	71,336	26,736	31,737	570,824	1,079,886	18,003	2005
95年	4,423	2,015,260	63,653	141,202	68,833	29,983	26,382	582,241	1,088,638	18,753	2006
96年	3,089	2,085,374	38,145	225,057	57,035	10,564	13,845	520,266	1,202,025	21,527	2007
97年	2,660	1,597,164	33,322	272,247	55,202	7,308	13,723	400,428	805,846	11,749	2008
98年	1,954	2,000,376	23,177	300,703	52,204	10,144	19,252	524,817	1,060,035	11,999	2009
99年	1,408	1,914,803	22,108	291,415	50,962	10,386	14,086	481,583	1,030,413	15,258	2010
100年	1,606	1,749,492	11,546	238,621	44,328	9,023	12,950	460,177	968,385	6,067	2011
101年	586	1,858,913	19,972	265,665	55,237	9,825	11,632	418,070	1,073,217	5,881	2012
102年	668	1,962,324	24,837	401,476	62,803	18,319	14,533	401,350	1,035,334	4,340	2013

項目19. 上市上櫃公司股權

Item 19. Shares

單位：新台幣百萬元

Millions of N.T. Dollars

民國 年底	發行部門 Issuer					持有部門 Holder								End of Year
	其他貨幣機構 Other monetary financial institutions	保險公司及退休基金 Insurance companies & pension funds	其他金融機構 Other financial institutions	公營事業 Public enterprises	民營企業 Private enterprises	其他貨幣機構 Other monetary financial institutions	保險公司及退休基金 Insurance companies & pension funds	其他金融機構 Other financial institutions	政府 Government	公營事業 Public Enterprises	民營企業 Private enterprises	家庭及非營利團體 Households & non-profit institutions	國外 Rest of the world	
89年	1,067,083	445,225	169,098	723,579	6,866,148	453,412	174,085	1,008,825	1,124,152	2,612	1,041,587	4,402,303	1,064,157	2000
90年	864,487	94,200	992,303	501,682	9,206,567	707,936	264,486	1,410,262	727,095	1,889	1,370,562	5,141,808	2,035,201	2001
91年	376,584	37,637	1,496,178	496,858	7,573,416	381,311	202,314	1,008,340	771,494	2,674	1,230,923	4,830,289	1,553,329	2002
92年	347,845	51,833	2,058,352	475,633	11,185,973	405,464	360,116	1,673,133	659,788	2,130	2,229,249	5,749,077	3,040,679	2003
93年	553,805	67,798	2,463,411	602,983	11,529,058	594,441	428,045	1,780,937	788,476	2,686	2,399,791	5,845,046	3,377,635	2004
94年	398,193	57,908	2,243,655	—	14,315,250	331,166	369,972	1,421,097	868,065	2,147	2,681,681	6,231,629	5,109,248	2005
95年	480,792	65,817	2,687,880	—	18,201,446	349,328	576,111	2,759,857	1,093,610	2,079	2,694,533	7,172,104	6,788,314	2006
96年	395,231	75,575	2,424,587	—	20,626,973	401,157	718,506	2,800,163	1,200,055	2,126	3,401,020	7,622,071	7,377,268	2007
97年	283,144	40,858	1,528,672	—	10,692,131	209,075	494,585	1,599,225	441,203	2,560	1,766,253	4,363,266	3,668,639	2008
98年	362,960	94,318	2,447,217	—	20,196,256	318,259	788,742	2,760,936	599,348	5,541	3,026,090	8,742,815	6,859,020	2009
99年	545,249	121,569	2,676,005	—	22,220,028	355,809	976,644	2,887,102	728,380	7,537	3,454,665	9,330,173	7,822,543	2010
100年	303,774	97,309	2,140,654	—	17,784,775	308,544	942,679	2,721,994	604,816	8,852	2,609,412	6,959,765	6,170,450	2011
101年	348,082	131,486	2,338,060	—	19,701,393	342,887	1,182,074	2,349,348	687,791	12,605	3,005,227	7,859,362	7,079,727	2012
102年	400,234	172,830	2,995,918	—	22,533,659	394,926	1,361,474	2,705,902	792,175	21,808	3,450,923	9,055,262	8,320,170	2013

項目20. 其他企業權益

Item 20. Other Equities

單位：新台幣百萬元

Millions of N.T. Dollars

民國 年底	發行部門 Issuer						持有部門 Holder									End of Year
	中央 銀行	其他貨幣 機構	保險公 司及退 休基金	其他金融 機構	公營事業	民營企業	中央 銀行	其他貨幣 機構	保險公 司及退 休基金	其他金融 機構	政 府	公營事業	民營企業	家庭及非營 利團體	國 外	
	Central Bank	Other monetary financial institutions	Insurance companies & pension funds	Other financial institutions	Public enterprises	Private enterprises	Central Bank	Other monetary financial institutions	Insurance companies & pension funds	Other financial institutions	Government	Public enterprises	Private enterprises	Households & non-profit institutions	Rest of the world	Year
89年	509,682	559,460	76,199	874,910	2,606,698	5,299,745	23,870	170,937	24,816	520,304	3,409,534	20,938	1,431,765	3,899,428	425,102	2000
90年	729,074	844,840	201,745	869,149	2,559,394	5,439,287	24,222	252,654	40,345	595,174	3,631,577	48,028	1,711,537	3,811,208	528,745	2001
91年	972,462	1,214,342	216,932	1,055,996	2,541,155	5,852,532	24,264	233,036	51,499	675,013	3,744,028	50,377	2,019,052	4,472,123	584,026	2002
92年	1,201,241	1,285,977	292,199	1,193,005	2,413,631	5,714,473	23,366	304,567	38,856	688,349	3,840,808	33,963	2,145,849	4,414,301	610,468	2003
93年	827,428	1,352,107	314,563	1,324,387	2,392,533	5,878,788	22,638	224,192	42,657	804,461	3,561,661	32,141	1,925,206	4,834,787	642,064	2004
94年	882,502	1,509,499	330,130	1,395,448	2,598,703	6,094,734	26,807	357,537	29,991	619,071	3,729,804	28,892	3,184,312	4,148,845	685,755	2005
95年	1,087,690	1,571,541	556,589	1,824,359	2,559,172	6,639,174	26,750	231,635	54,002	1,766,288	3,937,538	28,951	2,029,418	5,378,810	785,134	2006
96年	1,361,604	1,650,418	485,595	2,013,020	2,547,193	7,034,147	26,815	223,243	64,561	1,999,513	4,261,016	23,701	2,130,491	5,435,317	927,321	2007
97年	1,475,949	1,643,425	262,205	1,762,135	2,329,168	7,054,324	26,680	207,536	45,843	2,022,039	4,117,925	23,914	2,020,582	4,903,668	1,159,020	2008
98年	1,223,386	1,828,988	420,471	2,433,426	2,350,794	7,761,793	26,660	268,146	55,492	2,260,280	4,020,934	24,897	2,396,319	5,748,082	1,218,047	2009
99年	731,555	1,944,345	519,838	2,843,083	2,315,927	8,050,083	26,632	227,334	54,520	2,674,184	3,410,542	27,199	2,567,626	6,224,850	1,191,945	2010
100年	778,633	2,124,487	474,328	2,594,386	2,338,227	8,327,691	27,027	177,908	47,860	2,719,635	3,488,077	24,270	2,736,165	6,275,426	1,141,384	2011
101年	819,057	2,292,739	584,664	3,054,477	1,919,097	8,865,696	27,158	187,261	79,155	3,137,043	3,096,582	23,280	2,964,333	6,864,363	1,156,553	2012
102年	864,191	2,471,685	661,801	3,687,789	1,747,596	9,843,134	25,418	207,522	89,738	3,529,585	2,986,596	17,338	3,369,197	7,782,073	1,268,730	2013

項目21. 人壽保險準備  
Item 21. Life Insurance Reserves

單位：新台幣百萬元

Millions of N.T. Dollars

民國 年底	收受部門 Issuer	投保部門 Holder	End of Year
	保險公司及退休基金 Insurance companies & pension funds	家庭及非營利團體 Households & non-profit institutions	
89年	2,492,372	2,492,372	2000
90年	2,919,504	2,919,504	2001
91年	3,494,402	3,494,402	2002
92年	4,148,006	4,148,006	2003
93年	4,873,543	4,873,543	2004
94年	5,704,484	5,704,484	2005
95年	6,434,160	6,434,160	2006
96年	7,140,109	7,140,109	2007
97年	7,842,007	7,842,007	2008
98年	8,973,000	8,973,000	2009
99年	10,224,292	10,224,292	2010
100年	11,182,235	11,182,235	2011
101年	12,547,269	12,547,269	2012
102年	14,129,560	14,129,560	2013

項目22. 退休基金準備  
Item 22. Pension Fund Reserves

單位：新台幣百萬元

In Millions of N.T. Dollars

民國 年底	收受部門 Issuer	持有部門 Holder	End of Year
	保險公司及退休基金 Insurance companies & pension funds	家庭及非營利團體 Households & non-profit institutions	
89年	363,431	363,431	2000
90年	406,457	406,457	2001
91年	454,912	454,912	2002
92年	544,973	544,973	2003
93年	619,971	619,971	2004
94年	738,466	738,466	2005
95年	942,978	942,978	2006
96年	1,135,034	1,135,034	2007
97年	1,144,084	1,144,084	2008
98年	1,487,669	1,487,669	2009
99年	1,701,576	1,701,576	2010
100年	1,798,770	1,798,770	2011
101年	2,060,099	2,060,099	2012
102年	2,344,987	2,344,987	2013



項目23. 應收、應付款  
Item 23. Accounts Receivable/Payable

單位：新台幣百萬元

Millions of N.T. Dollars

民國 年底	授信部門 Lender				受信部門 Borrower				End of Year
	公營事業 Public enterprises	民營企業 Private enterprises	家庭及非 營利團體 Households & non-profit institutions	國外 Rest of the world	公營事業 Public enterprises	民營企業 Private enterprises	家庭及非 營利團體 Households & non-profit institutions	國外 Rest of the world	
89年	173,262	5,798,930	2,111,094	400,253	441,201	6,795,555	404,547	842,236	2000
90年	157,685	5,171,468	2,223,578	522,721	321,638	6,541,140	402,683	809,991	2001
91年	145,859	5,678,197	2,500,074	703,067	324,331	7,323,847	399,930	979,089	2002
92年	165,002	5,686,626	2,357,178	760,886	377,338	7,196,827	317,013	1,078,515	2003
93年	188,109	6,348,584	2,503,528	944,549	366,587	7,925,257	322,423	1,370,503	2004
94年	174,190	7,001,141	2,629,746	1,170,445	316,528	8,640,475	361,855	1,656,663	2005
95年	153,239	7,184,069	2,280,706	1,527,768	321,179	8,272,732	395,464	2,156,407	2006
96年	166,823	7,689,054	2,385,366	1,681,723	324,577	8,711,551	386,881	2,499,956	2007
97年	129,309	6,832,762	2,561,391	1,347,337	269,596	8,155,414	322,035	2,123,754	2008
98年	149,342	7,572,498	2,595,493	1,983,093	308,065	8,949,069	323,664	2,719,630	2009
99年	150,781	8,051,561	2,773,951	2,308,807	322,046	9,497,940	390,616	3,074,498	2010
100年	161,185	8,496,248	2,830,343	2,542,086	348,641	9,933,996	408,767	3,338,457	2011
101年	151,409	9,165,964	2,789,202	2,739,032	354,151	10,302,551	488,758	3,700,146	2012
102年	193,234	10,090,742	2,967,615	2,975,713	362,074	11,089,077	640,085	4,136,068	2013

項目24. 對外直接投資  
Item 24. Outward Direct Investment

單位：新台幣百萬元

Millions of N.T. Dollars

民國 年底	發行部門 Issuer	持有部門 Holder						End of Year
	國 外 Rest of the world	其他貨幣機構 Other monetary financial institutions	保險公司及 退休基金 Insurance companies & pension funds	其他金融機構 Other financial institutions	公營事業 Public enterprises	民營企業 Private enterprises	家庭及非營利 團體 Households & non-profit institutions	
89年	2,108,222	48,391	—	2,012	4,157	650,585	1,403,077	2000
90年	2,377,570	68,736	—	3,165	4,448	759,987	1,541,234	2001
91年	2,571,564	75,811	—	27,227	5,801	916,164	1,546,561	2002
92年	2,758,496	75,956	—	36,389	4,828	1,195,923	1,445,400	2003
93年	2,803,939	76,971	29	91,859	6,123	1,264,516	1,364,441	2004
94年	3,294,971	86,151	29	103,401	6,566	1,460,914	1,637,910	2005
95年	3,889,660	79,681	2,301	72,089	6,089	2,028,568	1,700,933	2006
96年	4,795,028	92,645	3,764	100,675	6,119	2,736,818	1,855,007	2007
97年	5,244,430	92,424	6,091	118,657	6,826	3,158,575	1,861,857	2008
98年	5,358,366	97,719	5,499	98,996	7,677	3,367,733	1,780,742	2009
99年	5,527,563	102,570	6,350	121,383	7,421	3,676,806	1,613,033	2010
100年	6,351,066	106,104	6,449	151,400	7,039	4,365,057	1,715,017	2011
101年	6,646,038	112,283	8,860	206,309	6,501	4,729,819	1,582,266	2012
102年	7,278,600	132,606	10,975	218,938	11,661	5,447,671	1,456,749	2013

項目25. 國外證券

Item 25. Outward Securities Investment and Issuance

單位：新台幣百萬元

Millions of N.T. Dollars

民國 年底	發行部門 Issuer				持有部門 Holder							End of Year
	其他貨幣 機構 Other monetary financial institutions	其他金融 機構 Other financial institutions	民營企業 Private enterprises	國 外 Rest of the world	其他貨幣 機構 Other monetary financial institutions	保險公司及 退休基金 Insurance companies & pension funds	其他金融 機構 Other financial institutions	公營事業 Public enterprises	民營企業 Private enterprises	家庭及非營 利團體 Households & non-profit institutions	國 外 Rest of the world	
89年	38,799	264	138,995	946,272	193,103	124,540	61,862	—	52,633	552,239	139,952	2000
90年	24,960	329	164,113	1,407,693	236,017	342,449	65,636	—	63,714	736,158	153,121	2001
91年	19,999	79,020	180,543	2,087,147	305,786	610,505	128,830	404	95,923	1,013,555	211,706	2002
92年	13,361	114,811	297,177	3,578,360	372,381	1,232,320	215,058	300	103,114	1,747,356	333,180	2003
93年	14,359	89,967	351,789	4,084,365	429,030	1,606,386	203,319	227	108,335	1,849,600	343,583	2004
94年	10,055	41,371	239,714	5,154,788	620,963	2,185,092	230,527	—	94,923	2,084,139	230,284	2005
95年	22,137	37,711	156,589	6,457,906	733,336	2,606,764	437,874	—	84,306	2,623,542	188,521	2006
96年	23,583	17,736	129,091	8,086,900	838,776	3,281,811	578,392	—	86,915	3,337,064	134,352	2007
97年	29,136	13,142	107,204	6,191,288	817,394	3,189,934	250,876	—	54,242	1,913,321	115,003	2008
98年	11,422	18,437	57,756	7,815,496	846,134	4,031,816	471,308	—	58,033	2,451,416	44,403	2009
99年	10,768	4,425	90,764	8,992,595	876,777	4,870,018	574,148	—	61,671	2,659,695	56,243	2010
100年	11,215	4,547	144,063	9,305,102	906,583	5,677,398	497,840	—	61,284	2,222,436	99,387	2011
101年	10,635	11,771	151,128	11,380,260	1,086,087	6,831,091	691,133	—	72,416	2,756,523	116,544	2012
102年	23,580	4,500	138,750	12,908,010	1,308,789	8,185,572	735,310	—	90,442	2,645,647	109,080	2013

項目26. 中央銀行準備資產  
Item 26. Reserve Assets of Central Bank

單位：新台幣百萬元

Millions of N.T. Dollars

民國 年底	發行部門 Issuer	持有部門 Holder	End of Year
	國外 Rest of the world	中央銀行 Central Bank	
89年	3,674,319	3,674,319	2000
90年	4,430,906	4,430,906	2001
91年	5,775,080	5,775,080	2002
92年	7,178,304	7,178,304	2003
93年	7,832,744	7,832,744	2004
94年	8,476,318	8,476,318	2005
95年	8,842,926	8,842,926	2006
96年	8,933,978	8,933,978	2007
97年	9,713,853	9,713,853	2008
98年	11,357,066	11,357,066	2009
99年	11,422,578	11,422,578	2010
100年	11,838,777	11,838,777	2011
101年	11,900,657	11,900,657	2012
102年	12,658,230	12,658,230	2013

## 資金流量統計編製說明

### 一、編製原則與目的

資金流量統計之基本原理，係將全體經濟主體劃分成若干經濟部門，並就交易項目加予歸納分類，然後利用複式簿記借貸原理，對各經濟部門編製其資金用途與來源，最後再將所有部門資料排列在一起，即編成全體經濟部門之資金流量表。

編製資金流量統計之目的，在於彌補國民所得統計中未顯示金融性交易之缺憾。透過前述經濟部門之劃分及交易項目之歸納，可觀察各部門間之資金流通情形，進而瞭解整體經濟實物面與金融面之關係。因此，資金流量統計已成為國民經濟會計體系之基本統計，並為貨幣及金融統計之重要一環。

### 二、內容概述

本統計包含「壹、資金流量表」、「貳、各部門金融性資產負債餘額表」及「參、金融性資產負債項目表」，各表均只刊載金融性交易或金融性資產負債餘額資料。

#### (一)「資金流量表」：

1. 將全體經濟劃分為若干部門，在各部門下分設「資金用途」與「資金來源」兩欄。
2. 各部門之「資金用途」與「資金來源」資料，應屬交易流量，不含價值變動及其他變動，惟因來源資料仍有所不足而難以計算，故大部分項目以各部門二個不同特定時點之資產負債餘額相減後所得之變動數為依據。就這些項目而言，金融性交易顯示各部門金融性資產與負債之變動情形，資產的變動記在「資金用途」欄，負債的變動列在「資金來源」欄。
3. 將各部門「資金用途」與「資金來源」欄彙集排列，即構成全體部門完整的資金流量表。

#### (二)「各部門金融性資產負債餘額表」與「金融性資產負債項目表」：

兩者皆為「存量表」，前者記載某一特定時點各部門金融性資產負債之餘額；後者記載各交易項目之歷年各部門發行（債務）或持有（債權）之餘額，兩者均以市價或公平價值表達。

### 三、經濟部門劃分

現編資金流量統計，將交易對象，劃分為家庭及非營利團體、民營企業、公營事業、政府部門、金融機構及國外等經濟部門。茲就各經濟部門定義，說明如下：

#### (一)家庭及非營利團體

家庭及非營利團體之範圍，除一般自然人外，尚包括從事農、林、漁、牧業、自由職業以及其他各種副業之個人（或家庭）；非營利團體則指從事社會福利或文化事業之各種人民團體及財團法人，包括慈善機關、同業公會、私立學校以及各機關團體之福利機構。

#### (二)民營企業

係指由民間控制或所有，經營金融以外業務之公司、合夥或獨資行號。

#### (三)公營事業

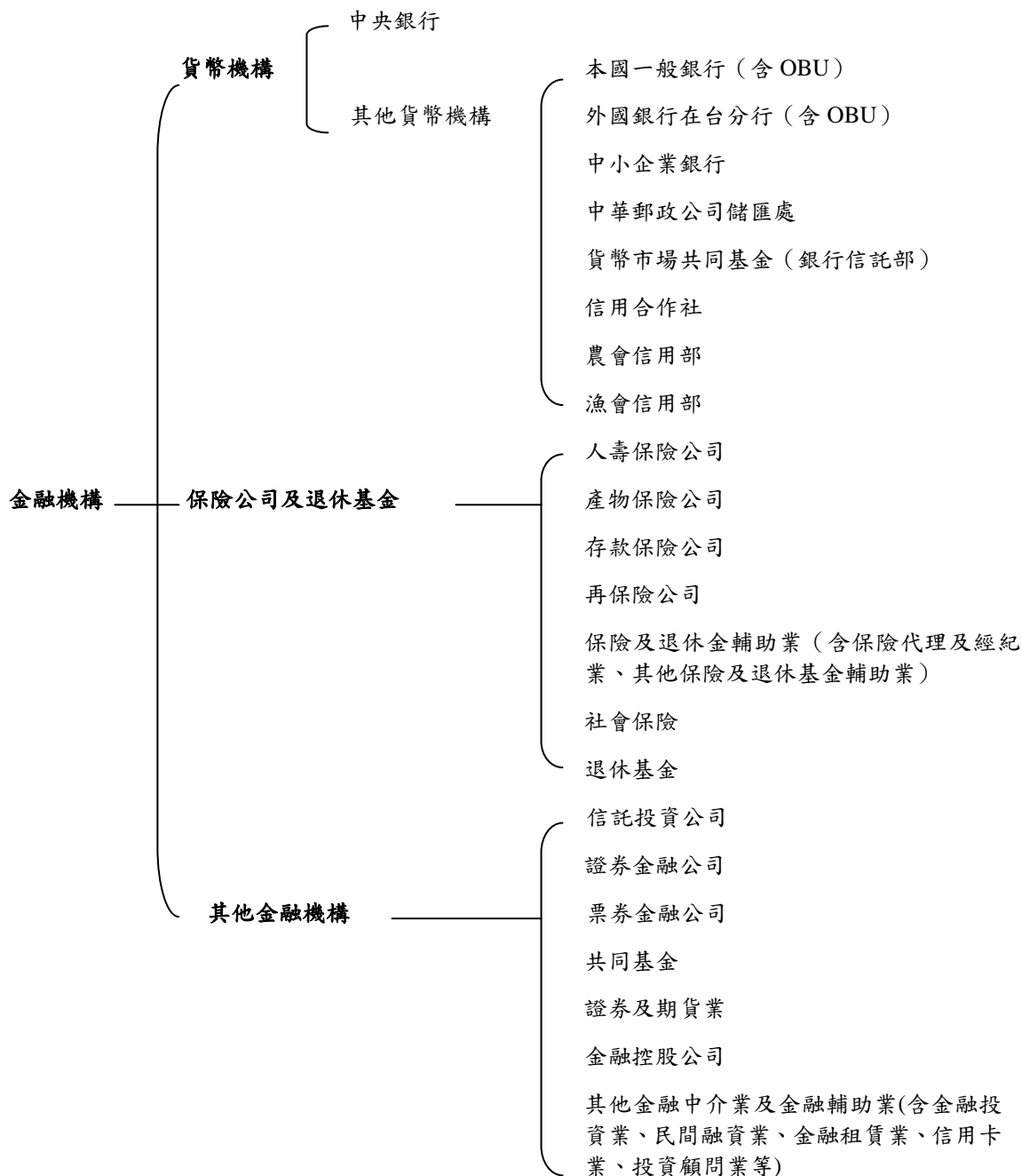
係指由政府機構控制或所有，從事金融以外業務之事業，包括國營事業、縣市營事業及行政院退除役官兵輔導委員會所屬事業。

#### (四)政府部門

本部門內含中央政府及地方政府，中央政府包括總統府、五院、各部會、及所屬之機關或學校；地方政府包括直轄市及縣市鄉鎮各級政府、民意機構、及所屬之機關或學校。

#### (五)金融機構

係指依銀行法或其他有關法令登記、經營金融業務之主體。茲將本部門之涵蓋範圍及其細分類列示如下：



## (六)國外部門

係指非居民(non-residents)而言,包括常住本國以外地區或國家之個人(家庭)、非營利團體、企業、政府及金融機構。

## 四、交易項目

- 1.通貨：在國內流通之鈔券及鑄幣。通貨發行餘額為中央銀行之負債。
- 2.活期性存款：指其他貨幣機構收受各部門之支票存款、活期存款、活期儲蓄存款及郵政儲金（劃撥及存簿）。
- 3.定期性存款及外匯存款：指其他貨幣機構收受各部門之定期存款、定期儲蓄存款、可轉讓定期存單、外匯存款及郵政定期儲金、銀行吸收國外同業存款、匯出匯款及聯行往來，以及國際金融業務分行（OBU）收受境外客戶存款及聯行往來。
- 4.國外存款：國內各部門存放在國外之存款。
- 5.政府存款：指國內貨幣機構收受政府機關之存款。
- 6.準備性存款：指中央銀行收受銀行業及中華郵政公司儲匯處準備金帳戶之存款。
- 7.非準備存款：指中央銀行收受金融機構準備性存款以外之各種存款。
- 8.中央銀行單券：指中央銀行為調節信用所發行之定期存單。
- 9.中央銀行融通：指中央銀行對其他貨幣機構及信託投資公司之融通。
- 10.金融機構同業往來：指其他貨幣機構與其他金融機構間於國內同業拆款市場之往來。
- 11.金融機構放款：指國內金融機構對各部門之放款。
- 12.附條件交易：指各部門間之國內外債票券附賣回（RS）及附買回（RP）交易。



- 13.非金融部門放款：國外部門及國內各非金融部門（含政府、公民營企業、家庭及非營利團體）對各部門之放款。
- 14.短期票券：指公民營企業及其他金融機構發行之商業本票與銀行承兌匯票。
- 15.政府債券：指中央與地方政府所發行之公債及國庫券。
- 16.公司債：指公司為募集資金所發行之普通公司債及可轉（交）換公司債。
- 17.金融債券：指銀行依據銀行法有關規定，為供給中期或長期信用，報經主管機關核准發行之債券。
- 18.共同基金：指國內證券投資信託公司及銀行信託部所發行之受益憑證。
- 19.上市上櫃公司股權：存量指以市價表達之上市及上櫃公司股權；流量則為新上市上櫃首次公開募股（Initial Public Offerings, 簡稱 IPO）及已上市上櫃公司現金增資，再扣除下市下櫃公司股權。
- 20.其他企業權益：存量指以公平價值表達之非上市上櫃企業淨值，此處以業主權益表示；流量則為新成立企業扣除倒閉、歇業等之企業權益。
- 21.人壽保險準備：指人壽保險公司及中華郵政公司壽險處所提存之各種保險準備。
- 22.退休基金準備：指勞工退休基金與公務人員退休撫卹基金之淨資產。
- 23.應收、應付款：指非金融部門相互間因商業交易行為（不包括融資性借貸）而產生之應收預付或應付預收等款項。
- 24.對外直接投資：本國對外國長期投資、創設公司且持有股權 10%或以上者（不含母子公司間之貸款）。
- 25.國外證券：本國對外證券投資（包括股權、債權及共同基金），包括國內部門在海外發行之證券（如 ECB，不含共同基金），以及國際法人組織來台發行及募集（如境外基金）之證券。
- 26.中央銀行準備資產：中央銀行外匯存底及貨幣用黃金。

27.其他債權債務：未含於上述交易之項目，如信託資金、衍生性金融商品、資產證券化商品、國外不動產投資、政府與其他部門間之應收應付稅款、金融機構對其他部門之應收預付、應付預收等款項。

## 五、基本概念

(一)就每一部門（或全體部門）言：

金融性投資淨額＝金融性資金用途－金融性資金來源

(二)僅就全體部門言：

國內全體部門之金融性投資淨額（即國際收支統計之金融帳順差）＝國外部門之金融性負投資淨額

「資金流量表」上每一部門（或全體部門）如金融性資金用途大於資金來源，即構成金融性投資淨額；如金融性資金來源大於資金用途，則為金融性負投資淨額。國內全體部門之金融性投資淨額等於國外部門之金融性負投資淨額；而國內全體部門之金融性負投資淨額等於國外部門之金融性投資淨額。

## 六、編製流程

(一)資料蒐集

- 1.辦理調查：辦理「公民營企業資金狀況調查」、「政府機構金融調查」、「金融控股公司資金狀況調查」、「金融機構實收資本結構調查」，蒐集公營事業、民營企業、政府機構、金融控股公司之資產負債表及金融機構資本結構資料。另外，於「民營企業資金狀況調查」附辦「其他金融中介業與證券期貨及其他金融業調查」，以及利用「公營事業資金狀況調查」一併蒐集社會保險之資產負債資料。
- 2.函請提供資料：以中央銀行經濟研究處名義發函，請相關單位提供各退休基金及共同基金之資產負債資料。
- 3.利用現有統計：金融機構部門採用金融統計作為主要資料來源，而國外部

門或國內部門之相關國外交易，則採用中央銀行國際收支統計及國際投資部位統計。

4.自行估計：家庭部門迄未舉辦調查，有關該部門之資料，均以其他各部門對家庭部門之債權債務相對估列。

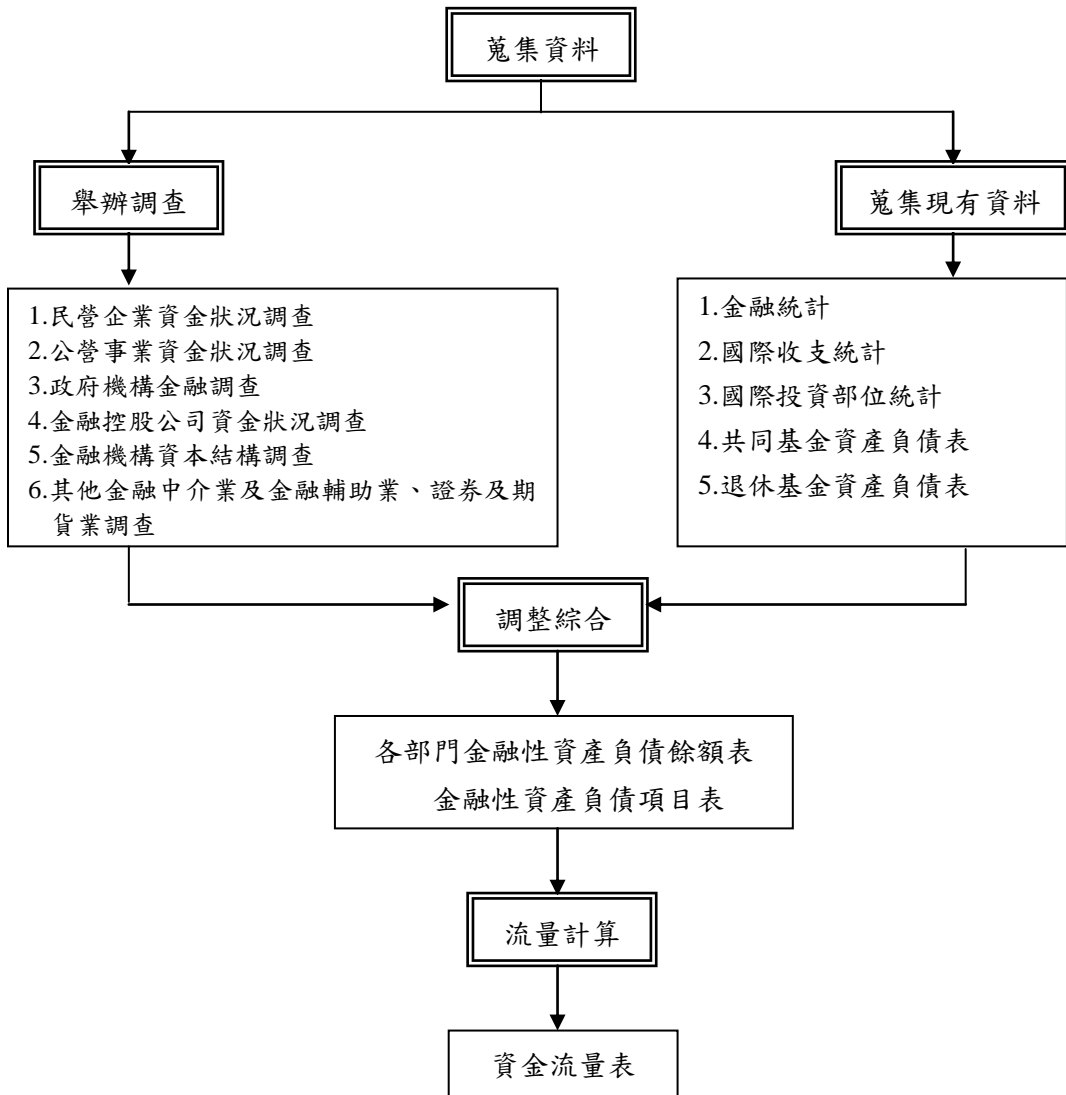
各部門交易項目主要資料來源表

部門	家庭	民營企業	公營事業	政府	金融機構	國外
資料來源	(殘差)	民營企業 資金狀況 調查	公營事業 資金狀況 調查	政府機構 金融調查	1. 金融統計 2. 金融控股公司資 金狀況調查 3. 金融機構實收資 本結構調查 4. 其他金融中介業 與證券期貨及其 他金融業調查 5. 社會保險、退休 基金、共同基金 等資產負債表	1. 國際收支統計 (流量) 2. 國際投資部位 統計(存量)

(二)資料調整：債權債務乃一體兩面，相互對照，為配合資金流量統計需要，以正確性較高之一方為基準。如民營企業對公營事業的應收預付款，應等於公營事業對民營企業的應付預收款，惟民營企業資料來自調查推估，而公營事業資料則由各事業單位提供，相對之債權債務並不相等。此時，考量公營事業資料正確性較高，遂以公營事業之債務為基準，民營企業之債權配合調整。

(三)編製資金流量表：對大部分國內金融性資產負債項目而言，將兩不同時點之存量資料相減，其變動數即代表該期間之流量，而另外部分項目，如上市上櫃公司股權及其他業權益，其流量則剔除價格變動及其他數量變動因素。其統計流程見下圖：

資金流量統計工作流程圖



## 七、符號說明

1. 無資料，數值不明或數值不及半單位。
2. 各表細項加總因四捨五入，容或與總數未盡相符。

# **Explanatory Notes of Flow of Funds**

## **1. The Principle and Purpose of Compilation**

The principle of flow of funds statistics is to break down the economy into sectors, classify transactions, and compile sources and uses of funds for each sector based on double-entry bookkeeping. Finally, the sectoral data are consolidated to draw up flow of funds accounts for the economy as a whole.

The purpose of flow of funds statistics is to make up for the lack of financial transactions in national income statistics. Through sectoral breakdown and transaction classification, the flows of funds among various sectors are observed and the relationships between the real and the financial aspects of the economy are understood. Hence, flow of funds accounts has become a fundamental part of the System of National Accounts and Monetary Financial Statistics.

## **2. Overview of the Contents**

Flow of funds statistics comprises three tables, "Flow of Funds Matrix," "Financial Assets and Liabilities of All Sectors" and "Year-end Amounts Outstanding of Financial Transaction Items." All the three tables only show financial transactions or outstanding financial assets and liabilities.

### **"Flow of Funds Matrix"**

- (1) The economy is divided into several sectors. Under each sector, two columns, "uses of funds" and "sources of funds," are listed.
- (2) The "uses of funds" and "sources of funds" are transaction flows that preclude valuation and other changes. Due to insufficient data, these are mostly recorded as changes in the outstanding amounts of financial assets and liabilities for each sector between two specific points in time. For those items, financial transactions reflect changes in financial assets and liabilities of each sector, which are recorded in "uses of funds" and "sources of funds," respectively.
- (3) The "uses of funds" and "sources of funds" for each sector are pooled together to constitute the flow of funds accounts for the economy as a whole.

## **"Financial Assets and Liabilities of All Sectors" and "Year-end Amounts Outstanding of Financial Transaction Items"**

Both of these tables show stock amounts. The former records the outstanding amounts of financial assets and liabilities for each sector at a certain point in time. The latter posts the year-end amounts outstanding of each sector's issuance (liabilities) or holdings (assets) of each transaction item. These tables are expressed at market prices or fair value.

### **3. Economic Sectors**

In the flow of funds statistics, the economy is divided into six sectors: households and non-profit institutions, private enterprises, public enterprises, the government, financial institutions and the rest of the world. The definitions of these sectors are as follows:

#### **(1) Households and Non-profit Institutions**

Households consist of individuals in general, including self-employed individuals, as well as individuals engaged in farming, forestry, fishing, animal husbandry and other sideline occupations. Non-profit institutions refer to those engaged in social welfare and cultural activities, such as charitable institutions, trade unions, private schools, and welfare institutions annexed to various organizations.

#### **(2) Private Enterprises**

This sector covers all privately-controlled or privately-owned companies, partnerships and proprietorships engaged in business of a non-financial nature.

#### **(3) Public Enterprises**

This sector refers to all government-controlled or government-owned enterprises engaged in non-financial activities, including state-run enterprises, city- or county-run enterprises, and enterprises run by the Vocational Assistance Commission for Retired Servicemen of the Executive Yuan (the Cabinet).

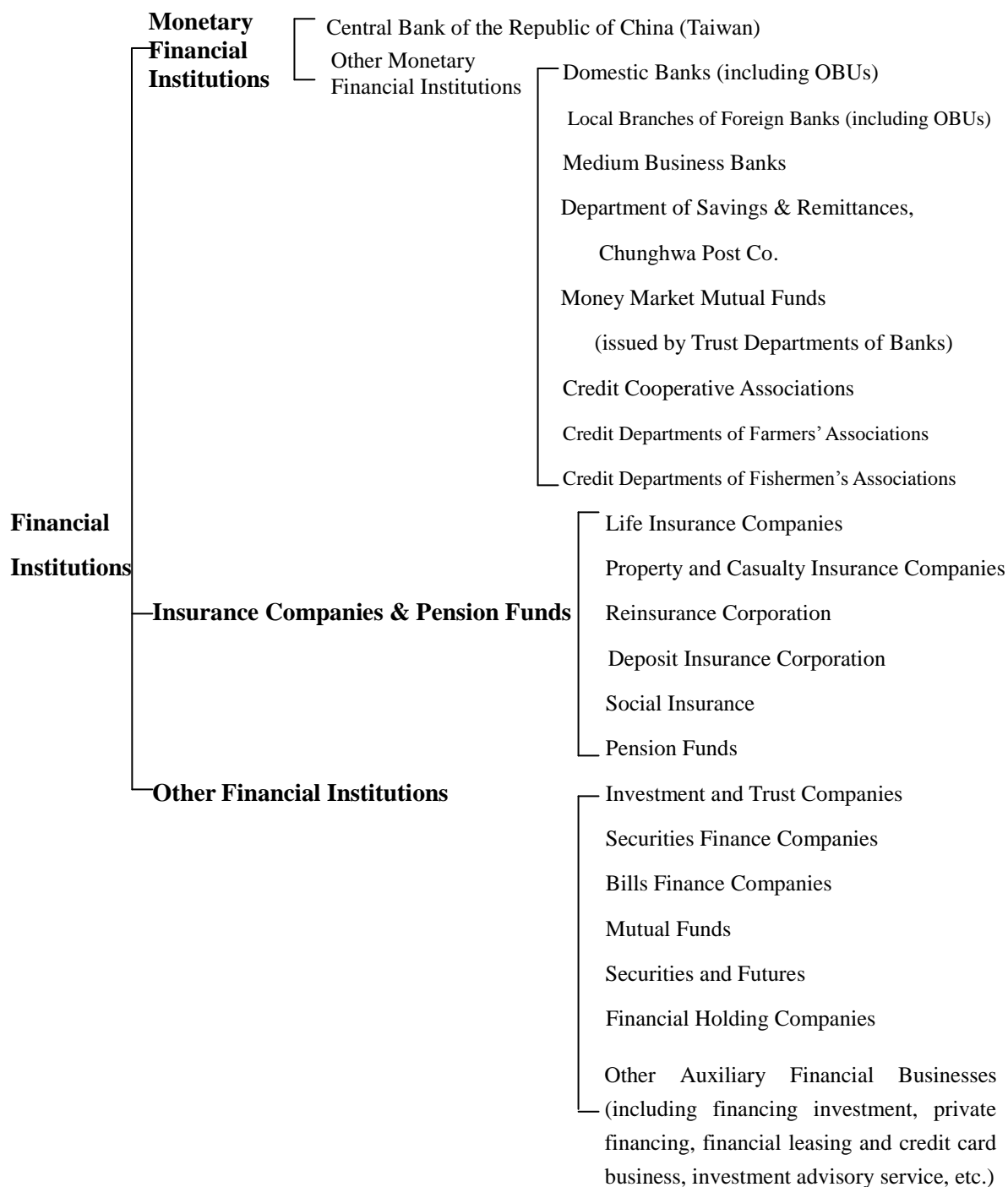
#### **(4) The Government**

The government comprises the central government and the local governments.

The central government includes the Presidential Office, the five branches (Executive, Legislative, Judicial, Examination and Control Yuans), the ministries and councils, and the agencies or schools under them. The local governments include the Municipal Governments, layers of district governments, and the councils, agencies or schools under them.

**(5) Financial Institutions**

This sector refers to all entities engaged in financial business that have been registered in accordance with the *Banking Act* or other relevant laws and regulations. The scope and categorization of this sector are as follows:



## (6) Rest of the World

This refers to non-residents, including individuals (households), non-profit organizations, enterprises, government organizations and financial institutions which



are resident abroad.

#### **4. Transaction Items**

- (1) Currency: This refers to notes and coins in circulation within the country. The outstanding balance of currency issued represents a liability of the Central Bank.
- (2) Demand deposits: Demand deposits are checking accounts, passbook deposits, passbook savings deposits and postal savings deposits (including giro deposits and passbook deposits) received by other monetary financial institutions.
- (3) Time deposits and foreign currency deposits: This item refers to time deposits, time savings deposits, negotiable certificates of deposit (NCDs) and foreign currency deposits received by other monetary financial institutions, as well as banks' receipt of deposits from foreign banks, outward remittances and inter-branch transactions, and OBUs' receipt of deposits from offshore customers and inter-branch transactions.
- (4) Foreign deposits: This refers deposits placed abroad by each domestic sector.
- (5) Government deposits: This item refers to deposits placed by government institutions in domestic monetary financial institutions.
- (6) Reserves against deposits: This item refers to the deposits the Central Bank receives from the reserve accounts of banks and Chunghwa Post Co.
- (7) Deposits with Central Bank other than reserve requirements: This item refers to the various deposits apart from those of a reserve nature received by the Central Bank.
- (8) Central Bank securities: This item refers to the certificates of deposit (CDs) issued by the Central Bank to adjust credit conditions.
- (9) Accommodations from Central Bank: This item refers to the Central Bank's accommodations to other monetary financial institutions and investment and trust companies.
- (10) Interbank claims: This item refers to the transactions among other monetary financial institutions and other financial institutions in the domestic interbank

call-loan market.

- (11) Loans by financial institutions: This item refers to loans extended by domestic financial institutions to all economic sectors.
- (12) Repurchase agreements: This item refers to each sector's repurchase agreement (RP) and reverse repurchase agreement (RS) transactions of domestic and foreign securities.
- (13) Loans by non-financial institutions: This item refers to loans extended by Domestic non-financial sectors (including the government, public and private enterprises, households and non-profit organizations) and the rest of the world.
- (14) Short-term securities: This item refers to commercial paper and bankers' acceptances issued by public and private enterprises and other financial institutions.
- (15) Government securities: This item refers to bonds and treasury bills issued by central and local governments.
- (16) Domestic corporate bonds: This item refers to common corporate bonds and convertible or exchangeable corporate bonds issued by companies to raise funds.
- (17) Bank debentures: This item refers to the securities issued by banks to absorb medium- or long-term funds in accordance with the *Banking Act* with approval from competent authorities.
- (18) Mutual funds: This item refers to beneficiary certificates issued by securities investment trust companies and trust departments of banks.
- (19) Shares: The stock amounts refers to equities of exchange-listed companies expressed in market prices ; the flow amounts refers to funds raised through the Initial Public Offerings and capital increased by cash but excluding the amounts of delisted companies.
- (20) Other equities: The stock amounts refers to owners' equities of companies not listed in exchanges expressed in fair values ; the flow amounts refers to equities

raised through the new companies but excluding the equities of bankruptcy companies.

- (21) Life insurance reserves: This item refers to all insurance reserves deposited by life insurance companies and the Life Insurance Department of Chunghwa Post Co.
- (22) Pension fund reserves: This refers to all insurances reserves set aside for the Labor Pension Fund and the Public Service Pension Fund.
- (23) Accounts receivable/payable: This item refers to amounts owed or payments due as a result of commercial transactions (excluding financing loans) among non-financial sectors.
- (24) Outward direct investment: This item refers to long-term investment abroad or establishment of companies abroad by domestic entities with an ownership of 10% or above (excluding loans between parent companies and subsidiaries).
- (25) Outward securities investment and issuance: This item refers to investment in securities (equities, claims, mutual funds, and so on) abroad by domestic entities, including securities (excluding mutual funds) issued overseas by domestic sectors such as euro convertible bonds (ECBs), and securities issued in domestic markets by foreign entities such as an offshore fund.
- (26) Reserve assets of Central Bank: This item refers to the foreign exchange reserves and monetary gold held by the Central Bank.
- (27) Net other assets and liabilities: These are items other than the above listed, such as trust funds, financial derivatives, asset securitization products, investment in foreign real estate, taxes receivable and payable between the government and other sectors, and amounts receivable and payable between financial institutions and other sectors.

## **5. Basic Concepts**

- (1) In terms of a specific sector (or all sectors as a whole):

Net financial investment = Financial uses of funds – Financial sources of funds

(2) In terms of all domestic sectors as a whole:

Net financial investment of all domestic sectors as a whole (i.e. financial account surplus in balance of payments) = Net negative financial investment of the rest of the world sector

On the flow of funds matrix, if financial uses of funds exceed financial sources of funds, there is a net surplus on financial investment for a specific sector or for all sectors as a whole. On the contrary, if financial sources of funds exceed financial uses of funds, net financial investment is negative. Net financial investment of all domestic sectors as a whole equals net negative financial investment of the rest of the world. Conversely, net negative financial investment of all domestic sectors as a whole equals net financial investment of the rest of the world.

## **6. Process of Compilation**

### **(1) Collection of data**

1. Conducting surveys: Data on assets and liabilities of public and private enterprises, government agencies and financial holding companies, and capital structures of financial institutions are collected from surveys. Surveys on private enterprises include other financial intermediation and securities, futures and other financing. Assets and liabilities of social Insurance are collected under surveys on public enterprises.
2. Requesting information by mail: The Economic Research Department of the Central Bank mail to relevant agencies requesting data on assets and liabilities of pension funds and mutual funds.
3. Using available statistics: Statistics on financial institutions are adopted from *Financial Statistics*, those on the rest of the world and on foreign transactions of domestic sectors are from *Balance of Payments Statistics* and *International Investment Position Statistics*. All these sources are compiled by the Economic Research Department of the Central Bank.
4. Estimating: Statistics on households are estimates based on other sectors'

claims on and obligations to households.

### Sources of Data on Transaction Items for Each Sector

Sectors	Households	Private Enterprises	Public Enterprises	Government	Financial Institutions	Rest of the World
Sources	(Residual)	Survey on Financial Conditions of Private Enterprises	Survey on Financial Conditions of Public Enterprises	Survey on Financial Conditions of Government	1. Financial Statistics 2. Survey on Financial Conditions of Financial Holding Companies 3. Survey on Capital Structures of Financial Institutions 4. Survey on Other Financial Intermediation & Securities, Futures and Other Financing 5. Assets and Liabilities Statements of Social Insurance, Pension Funds, and Mutual Funds.	1. Balance of Payments Statistics (flow data) 2. International Investment Position Statistics (stock data)

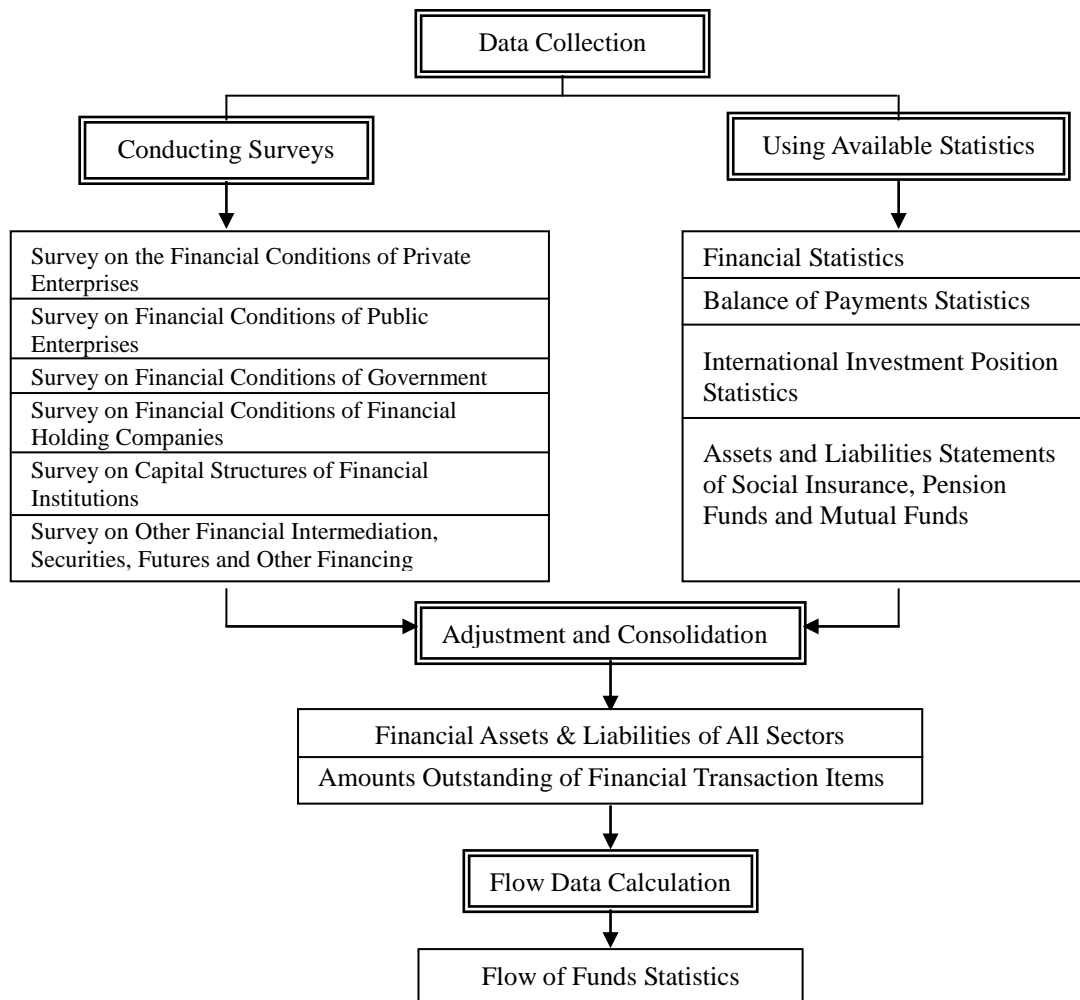
#### (2) Adjustment to data

Assets and liabilities are two sides of the same coin that should equal each other. In case of inconsistency, figures with higher accuracy are used to compile flow of funds statistics. For instance, the claim receivable by private enterprises from public enterprises should equal the payment due from public enterprises to private enterprises. However, data on private enterprises are based on estimation, while those on public enterprises are provided by the enterprises themselves. This may result in discrepancies between assets and liabilities. Under such circumstances, data on public enterprises are adopted since they are considered more accurate, while adjustment is made to private enterprise data accordingly.

#### (3) Flow chart of flow of funds statistics compilation

For most of the financial asset and liability items of domestic sectors, the flow data during a certain period are obtained by subtracting the stock data between two respective points in time. For other items such as owners' equities of non-exchange listed companies, the flow data exclude price movements and other variations. The following is a flow chart of flow of funds statistics compilation:

Flow of Funds Statistics Work Flow Chart



## 7. Symbols and Conventions

- (1) — Nil, not available or less than a half unit.
- (2) Figures may not add up to the total due to rounding.

## 中央銀行出版品一覽

### 圖書

序號	統一編號	出版單位	書(刊)名	定價
1	1009502856	業務局	中央銀行貨幣在支付系統中扮演之角色	190
2	1009801703	業務局	中華民國支付及清算系統	150
3	12029870018	發行局	臺幣·新臺幣圖鑑	3,500
4	1009500679	金融業務檢查處	金融監理與風險管理選輯	400
5	1009804739	金融業務檢查處	金融危機專輯	400
6	1009900973	金融業務檢查處	金融危機專輯(增訂版)	400
7	12062850033	經濟研究處	The Central Bank of China: Purposes and Functions (1961-1991)	500
8	1009203273	經濟研究處	中華民國中央銀行之制度與功能(92年版)	500
9	1009203552	經濟研究處	中華民國中央銀行之制度與功能(92年版)-精裝版	600
10	1009501943	經濟研究處	The Central Bank of China (Taiwan): Purposes and Functions (1992-2004)	350
11	12061810019	經濟研究處	各國中央銀行法選譯(第一輯)	500
12	12061820026	經濟研究處	各國中央銀行法選譯(第二輯)	500
13	1009203958	法務室	各國中央銀行法選譯(92年版)	600
14	1009302083	法務室	各國中央銀行法選輯(2003年版)《中英對照本》	1,200
15	1009405080	法務室	中央銀行業務規章彙編上冊(94年12月修訂版)	580
16	1009405081	法務室	中央銀行業務規章彙編下冊(94年12月修訂版)	450
17	1009600601	法務室	中央銀行規章彙編上冊(95年12月修訂版)《中英對照本》	1,040
18	1009600602	法務室	中央銀行規章彙編下冊(95年12月修訂版)《中英對照本》	880
19	1009801079	法務室	各國中央銀行法選譯(續編)	600
20	1009801080	法務室	各國中央銀行法選輯(續編)《中英對照本》	1,200
21	1010203391	法務室	各國中央銀行法選輯(2013年版)(上冊)	1,200
22	1010203393	法務室	各國中央銀行法選輯(2013年版)(下冊)	1,000

23	12072880010	秘書處	認識通貨膨脹（88年12月）	贈閱
24	12072890017	秘書處	認識中央銀行（89年12月）	贈閱
25	1009004168	秘書處	中央銀行在我國經濟發展中的貢獻（90年12月）	贈閱
26	1009200895	秘書處	The Central Bank of China (Taiwan) (2003/6)	贈閱
27	1009701447	中央印製廠	中央印製廠遷台 60 週年歷年印製鈔券圖輯	1,200
28	1009200061	中央造幣廠	中央造幣廠幣章圖鑑 82 年至 92 年	600
29	1009803376	中央造幣廠	中央造幣廠幣章圖鑑 92 年至 98 年	600

### 期刊

序號	統一編號	出版單位	書(刊)名	出刊頻率	定價
1	2005800020	金融業務檢查處	金融業務參考資料	月刊	60
2	2008600047	金融業務檢查處	本國銀行營運績效季報	季刊	240
3	2009701740	金融業務檢查處	中華民國金融穩定報告	年刊	300
4	2009703514	金融業務檢查處	Financial Stability Report	年刊	300
5	2005900017	金融業務檢查處	金融機構業務概況年報	年刊	320
6	2005900016	金融業務檢查處	金融機構重要業務統計表	年刊	350
7	2005100020	經濟研究處	中華民國金融統計月報	月刊	100
8	2007000052	經濟研究處	Financial Statistics	月刊	40
9	2006800019	經濟研究處	中央銀行季刊	季刊	250
10	2007000029	經濟研究處	中華民國國際收支平衡表季報	季刊	110
11	2005100018	經濟研究處	中央銀行年報	年刊	250
12	2005100019	經濟研究處	Annual Report, Central Bank of the Republic of China (Taiwan)	年刊	250
13	2005900018	經濟研究處	中華民國資金流量統計	年刊	350
14	2005700016	經濟研究處	中華民國公民營企業資金狀況調查結果報告	年刊	350
15	2006700023	經濟研究處	國際金融參考資料	半年刊	300
16	2007300032	中央印製廠	印刷科技季刊	季刊	100



消費者服務專線：“1 9 5 0”

一通就護您！

※※※※※※※※※※

檢 肅 貪 瀆

※※※※※※※※※※

---

中央銀行暨所屬中央印製廠、中央造幣廠均設有行政革新信箱，供各界革新建言，歡迎多加利用：

中央銀行：

信箱號碼：台北郵政第 5-64 號信箱

專線電話：02 - 23571870

傳真號碼：02 - 23571981

另於國庫局及業務局營業大廳設有革新專用信箱

中央印製廠：

信箱號碼：台北郵政第 16-1 號信箱

專線電話：02 - 22157011

傳真號碼：02 - 22142636

中央造幣廠：

信箱號碼：桃園郵政第 224 號信箱

專線電話：03 - 3295174 轉 150 分機

傳真號碼：03 - 3291412

---

※※※※※※※※※※

以 廉 潔 為 榮

以 貪 瀆 為 恥

※※※※※※※※※※

中華民國資金流量統計年報  
民國102年

出版機關：中央銀行

地址：10066台北市羅斯福路一段2號

電話：(02) 2393-6161

網址：<http://www.cbc.gov.tw>

編者：中央銀行經濟研究處

出版年月：中華民國103年12月

創刊年月：中華民國59年3月

刊期頻率：每年

定價：新台幣350元

展售處：

一、「五南文化廣場」：

台中總店：40042台中市中區中山路6號

電話：(04) 2226-0330

傳真：(04) 2225-8234

台大法學店：10054台北市中正區銅山街1號

電話：(02) 3322-4985

傳真：(02) 3322-4983

網路書店：<http://www.wunanbooks.com.tw>

二、「三民書局」：

重南店：10045台北市中正區重慶南路一段61號

電話：(02) 2361-7511

傳真：(02) 2361-7711

復北店：10476台北市中山區復興北路386號

電話：(02) 2500-6600

傳真：(02) 2506-4000

網路書店：<http://www.sanmin.com.tw>

三、「國家書店」：

松江門市：10485台北市中山區松江路209號1樓

電話：(02) 2518-0207

傳真：(02) 2518-0778

網路書店：<http://www.govbooks.com.tw>

印刷者：中央印製廠

地址：23152新北市新店區北宜路2段200號

電話：(02) 2217-1221

GPN：2005900018

ISSN：1017-9658



本著作採創用CC「姓名標示—非商業性」授權條款台灣2.5版釋出，限於標示著作人姓名及非營利性目的之條件下，得利用本著作。

ISSN 1017-9658



GPN:2005900018

定價：新台幣 350 元