

ISSN 1017-9658

中華民國
資金流量統計年報
民國 108 年

YEARBOOK OF FLOW OF FUNDS
REPUBLIC OF CHINA (TAIWAN)
2019

中央銀行經濟研究處編印
中華民國 109 年 12 月

Department of Economic Research
Central Bank of the Republic of China (Taiwan)
December 2020

中華民國
資金流量統計年報
民國 108 年

YEARBOOK OF FLOW OF FUNDS
REPUBLIC OF CHINA (TAIWAN)
2019

中央銀行經濟研究處編印
中華民國 109 年 12 月

Department of Economic Research
Central Bank of the Republic of China (Taiwan)
December 2020

目 錄

民國108年資金流量概況.....	1
壹、民國92年至108年資金流量表	16
貳、民國91年底至108年底各部門金融性資產負債餘額表	50
參、民國91年底至108年底金融性資產負債項目表.....	86
項目1. 通貨	86
項目2. 活期性存款	87
項目3. 定期性存款及外匯存款.....	88
項目4. 國外存款	89
項目5. 政府存款	90
項目6. 準備性存款	91
項目7. 非準備存款	92
項目8. 中央銀行單券	93
項目9. 中央銀行融通	94
項目10. 金融機構同業往來.....	95
項目11. 金融機構放款	96
項目12. 附條件交易	97
項目13. 非金融部門放款.....	98
項目14. 短期票券	99
項目15. 政府債券	100
項目16. 國內公司債	101
項目17. 金融債券	102
項目18. 共同基金	103
項目19. 上市上櫃公司股權	104

項目20. 其他企業權益	105
項目21. 人壽保險準備	106
項目22. 退休基金準備	107
項目23. 應收、應付款	108
項目24. 對外直接投資	109
項目25. 國外證券	110
項目26. 中央銀行準備資產	111
資金流量統計編製說明	112

CONTENTS

I . Flow of Funds Matrix for 2003-2019	16
II . Financial Assets & Liabilities of All Sectors in 2002-2019	
(End of Period)	50
III . Year-end Amounts Outstanding of Financial Transaction Items,	
2002-2019	86
Item 1. Currency	86
Item 2. Demand Deposits	87
Item 3. Time Deposits & Foreign Currency Deposits	88
Item 4. Foreign Deposits	89
Item 5. Government Deposits.....	90
Item 6. Reserves against Deposits.....	91
Item 7. Deposits with Central Bank Other than Reserve Requirements	92
Item 8. Central Bank Securities.....	93
Item 9. Accommodations from Central Bank	94
Item 10. Interbank Claims	95

Item 11. Loans by Financial Institutions.....	96
Item 12. Repurchase Agreements.....	97
Item 13. Loans by Nonfinancial Institutions.....	98
Item 14. Short-term Securities.....	99
Item 15. Government Securities.....	100
Item 16. Domestic Corporate Bonds.....	101
Item 17. Bank Debentures.....	102
Item 18. Mutual Funds.....	103
Item 19. Shares.....	104
Item 20. Other Equities.....	105
Item 21. Life Insurance Reserves.....	106
Item 22. Pension Fund Reserves.....	107
Item 23. Accounts Receivable/Payable.....	108
Item 24. Outward Direct Investment.....	109
Item 25. Outward Securities Investment and Issuance.....	110
Item 26. Reserve Assets of Central Bank.....	111
Explanatory Notes of Flow of Funds.....	120

民國108年資金流量概況

108年(以下稱本年)美中貿易衝突加劇，受全球經貿活動減緩影響，台灣外需疲弱，惟國內半導體高階製程、5G基礎建設與離岸風電投資陸續進行，加上美中衝突帶來轉單效應及台商回流，製造業廠商擴增在台產能，有助減緩外在衝擊，全年經濟仍溫和成長。另全球主要經濟體央行貨幣政策轉趨寬鬆，全球金融市場表現優於上(107)年，台股指數更創29年來新高。

在資金用途上，本年台股上揚帶動國內部門增持國內有價證券；而受國人證券劃撥活期儲蓄存款增加、大額優惠活存利率專案、廠商資金調度等影響，致存款亦呈增加。惟景氣不確定性影響對外貿易，應收預付款增額較上年明顯縮減，對外直接投資亦趨保守。

資產配置方面，本年底家庭部門續以持有存款、人壽保險準備與退休基金準備為主，比重約6成5，另因上市櫃公司市值增加，對上市上櫃公司股權投資比重亦見增加；企業部門因全球經貿活動減緩，致應收及預付款餘額較上年減少，惟比重仍超過3成；政府部門仍以持有公營事業權益之國內有價證券投資為主，比重逾7成。至於金融部門，以承作放款為主，比重近3成；其次，由於壽險公司、退休基金及共同基金對國外證券投資持續增加，加以全球股債價格均揚，致金融部門對國外證券投資比重擴增至2成2。

一、資金來源與用途分析

(一) 國內非金融部門

本年國內非金融部門(包括家庭及非營利團體、公民營企業及政府)主要資金來源較上年減少，惟資金用途則較上年增加，致金融性投資淨額(資金用途扣除資金來源)由上年1兆9,690億元增至3兆9,458億元，年增100.40%(見表1)。

表1 國內非金融部門之主要資金來源與用途*

單位：新台幣億元

項 目	108年	107年	變動數
資金來源	17,897	26,478	-8,581
1. 借款	11,548	13,028	-1,480
金融部門借款	12,795	11,345	1,449
非金融部門借款	-1,247	1,682	-2,929
2. 國內有價證券發行	5,665	3,795	1,871
短期票券	1,395	839	555
政府債券	-163	-291	127
國內公司債	160	345	-185
上市上櫃公司股權	1,010	464	547
其他企業權益	3,263	2,438	826
3. 其他	684	9,655	-8,972
國外證券發行	-2	-176	174
應付及預收款	686	9,832	-9,146
資金用途	57,354	46,167	11,187
1. 存款	15,934	8,876	7,058
活期性存款	13,699	9,819	3,880
定期性及外匯存款	4,635	-1,071	5,706
國外存款	-2,946	-1,237	-1,709
政府存款	547	1,366	-819
2. 國內有價證券投資	13,300	4,940	8,359
短期票券	475	-109	585
政府債券	388	-9	397
國內公司債	-93	76	-170
金融債券	-189	108	-297
共同基金	7,408	1,645	5,762
上市上櫃公司股權	717	601	116
其他企業權益	4,594	2,628	1,966
3. 其他	28,121	32,351	-4,230
通貨	1,777	1,524	253
附條件交易	1,183	-1,068	2,251
非金融部門放款	-83	70	-153
對外直接投資	2,103	4,485	-2,382
國外證券投資	1,423	1,037	386
人壽保險準備與退休基金準備	23,629	20,530	3,099
應收及預付款	-1,911	5,773	-7,684
金融性投資淨額(=資金用途-資金來源)	39,458	19,690	19,768

* 資金來源與資金用途資料為當期交易流量，不含價值變動及其他變動（如制度改變、天災等所造成之變動）。本文之主要資金來源或用途係不含其他國內、外債權債務淨額。

註：本表細項加總因四捨五入，或與總數未盡相符。

本年主要資金來源為1兆7,897億元，較上年減少32.41%，主因受國際原物料價格走低及外需疲軟影響，企業應付預收帳款明顯減少；而對非金融部門借款亦因向國外融通減少而縮減。然而，房市回溫，銀行對個人房貸及建築貸款增加，則帶動國內非金融部門向金融部門借款增長。至於國內有價證券發行餘額，在利率維持低檔下，企業增發短期票券，加以企業股權籌資增加，使上市櫃股權及其他企業權益增加。

主要資金用途方面，本年為5兆7,354億元，較上年增加24.23%，主要係證券劃撥活期儲蓄存款增加、大額優惠活存利率專案、廠商資金調度等，致存款增加。此外，因主要經濟體央行持續寬鬆貨幣政策，提振市場信心，全球股市上揚，帶動國內有價證券投資增加，以共同基金增加最為明顯。由於美中貿易摩擦加劇，景氣仍存不確定性，國際貿易活動趨緩，致應收預付款縮減，且國外直接投資亦趨保守。

(二) 國內金融部門

本年國內金融部門（包括中央銀行、其他貨幣機構、保險公司及退休基金、其他金融機構）之資金來源及用途均較上年增加，因資金來源增幅大於用途，致金融性負投資淨額擴大為1兆975億元（見表2）。

本年主要資金來源為6兆8,861億元，較上年增加58.12%，主因市場資金充沛，致活期存款、定期存款及外匯存款均明顯擴增；另投信公司因國人投資意願提升，而大幅增加發行共同基金。

主要資金用途方面，本年為5兆7,886億元，較上年增加53.71%，係因全球利率水準走低，企業為降低籌資成本，積極發新債還舊債，致人壽保險公司持有之國際板債券持續被贖回，其資金用途轉向定期及外匯存款；此外，國內部分銀行因資金調度，增加存放國外同業或聯行往來，致國外存款增加，而保險及退休基金在股市走升下，增加投資國內共同基金，以及央行增持準備資產。

表2 國內金融部門之主要資金來源與用途*

單位：新台幣億元

項 目	108年	107年	變動數
資金來源	68,861	43,549	25,312
1. 國內金融部門間相互債務 ¹	-367	1,274	-1,641
2. 通貨與存款	27,762	12,272	15,490
通貨	2,500	1,551	948
活期性存款	14,589	9,627	4,962
定期性及外匯存款	10,126	-271	10,398
政府存款	547	1,366	-819
3. 借款	-7	3,388	-3,395
金融部門借款	396	1,972	-1,576
非金融部門借款	-869	1,553	-2,422
附條件交易	465	-138	603
4. 國內有價證券發行	17,844	6,086	11,758
短期票券	1,326	-325	1,651
國內公司債	746	505	241
金融債券	-34	898	-932
共同基金	14,345	2,574	11,771
上市上櫃公司股權	655	868	-214
其他企業權益	807	1,566	-759
5. 其他	23,629	20,529	3,100
人壽保險準備	17,485	19,459	-1,973
退休基金準備	6,144	1,071	5,073
資金用途	57,886	37,660	20,226
1. 國內金融部門間相互債權 ¹	-367	1,274	-1,641
2. 存款	10,549	-4,623	15,171
活期性存款	443	-191	634
定期性及外匯存款	4,719	-462	5,181
國外存款	5,387	-3,970	9,357
3. 放款	13,570	12,728	842
金融部門放款	13,396	13,130	267
附條件交易	174	-401	575
4. 國內有價證券投資	11,484	4,008	7,476
短期票券	2,245	624	1,622
政府債券	-689	-237	-452
國內公司債	1,020	794	226
金融債券	155	795	-639
共同基金	6,889	894	5,995
上市上櫃公司股權	277	232	45
其他企業權益	1,586	907	679
5. 其他	22,651	24,272	-1,622
通貨	723	27	696
對外直接投資	1,228	772	457
國外證券投資	15,548	19,704	-4,156
中央銀行準備資產	5,151	3,769	1,382
金融性投資淨額(= 資金用途 - 資金來源)	-10,975	-5,889	-5,085

* 資金來源與資金用途資料為當期交易流量，不含價值變動及其他變動（如制度改變、天災等所造成之變動）。本文之主要資金來源或用途係不含其他國內、外債權債務淨額。

註：1. 包含準備性存款、非準備存款、中央銀行單券、中央銀行融通及金融機構同業往來。

2. 本表細項加總因四捨五入，或與總數未盡相符。

(三) 國外部門

本年國外部門之主要資金用途扣除資金來源後，金融性負投資淨額為2兆8,483億元（見表3）。其中，本年主要資金來源為2兆6,903億元，較上年增加4,542億元，主要係年底部分國內銀行因資金調度需求，增持國外存款，其次為央行準備資產之增加。

至於資金用途係由上年的增加8,561億元轉呈為減少1,580億元，主要因全球經濟不確定性，致國外部門提供國內之信用及與國內承作的附條件交易減少，此外，對國內其他企業之權益亦減少。

表3 國外部門之主要資金來源與用途*

單位：新台幣億元

項 目	108年	107年	變動數
資金來源	26,903	22,362	4,542
1. 存款	2,441	-5,207	7,648
2. 借款	462	-338	800
金融部門借款	206	-188	394
非金融部門借款	154	-174	328
附條件交易	102	24	78
3. 其他	24,001	27,907	-3,906
直接投資	3,331	5,257	-1,926
證券投資 ¹	16,971	20,742	-3,771
中央銀行準備資產	5,151	3,769	1,382
應付及預收款	-1,452	-1,861	408
資金用途	-1,580	8,561	-10,141
1. 存款	1,220	1,261	-41
活期性存款	448	-1	448
定期性及外匯存款	773	1,261	-489
2. 放款	-2,668	4,347	-7,015
金融部門與非金融部門放款	-1,878	2,992	-4,870
附條件交易	-790	1,355	-2,145
3. 國內有價證券投資	-1,274	932	-2,206
政府債券	137	-45	182
國內公司債	-21	-20	-1
金融債券	-1	-5	5
共同基金	49	35	14
上市上櫃公司股權	671	499	172
其他企業權益	-2,110	469	-2,578
4. 其他	1,142	2,021	-879
國外證券投資 ²	-2	-177	175
應收及預付款	1,145	2,198	-1,054
金融性投資淨額(=資金用途-資金來源)	-28,483	-13,800	-14,683

* 資金來源與資金用途資料為當期交易流量，不含價值變動及其他變動（如制度改變、天災等所造成之變動）。本文之主要資金來源或用途係不含其他國內、外債權債務淨額。

註：1.指國外部門來台及海外發行之有價證券。

2.指國內部門在海外發行之有價證券。

3.本表細項加總因四捨五入，或與總數未盡相符。

二、金融性資產與負債配置分析

(一) 國內非金融部門

本年底國內非金融部門之金融性資產總額達147兆6,607億元（見表4），較上年底增加7.61%。資產配置上，以存款比重居冠，惟因增幅小於國內價證券投資，占金融性資產總額比重由上年底之31.61%降至30.64%。

國內有價證券投資所占比重，隨台股上揚而由24.02%上升至25.91%；其中，以市價計算之上市上櫃公司股權投資比重，由10.31%上揚至11.32%，其他企業權益由11.97%上升至12.44%。至於人壽保險準備金與退休金準備占比，亦因應高齡化需求而升至19.52%；另受到美中貿易衝突帶來經濟不確定性及國際原物料價格下跌影響，應收預付款及對外直接投資比重，則分別下降至10.06%及6.83%。

本年底負債總額¹為100兆8,493億元，較上年底增加9.27%。負債結構上，因台股上揚帶動上市上櫃股權比重上升4.21個百分點，使得國內有價證券發行餘額所占比重自上年底之52.38%明顯升至55.28%。房市回溫，家庭部門借款增加，加以企業投資資金需求擴增，致向金融部門借款擴增，惟增幅不如國內有價證券發行，致整體借款比重自上年底之32.28%降至30.68%。

國內非金融部門之各子部門金融性資產與負債配置情形，分別概述如下：

¹ 依據國際貨幣基金（IMF）之標準，資金流量統計之餘額表，係以各項金融性資產及負債呈現各經濟部門間之債權債務關係；而企業權益（Equity）為項目之一，若與一般會計報表比較，則資金流量統計之負債將包括負債及企業權益。

表4 國內非金融部門之金融性資產與負債配置

單位：新台幣億元

項 目	108年底		107年底	
	金額	比重(%)	金額	比重(%)
資產	1,476,607	100.00	1,372,161	100.00
1. 存款	452,441	30.64	433,782	31.61
活期性存款	186,500	12.63	172,801	12.59
定期性及外匯存款	219,998	14.90	215,363	15.70
國外存款	31,625	2.14	31,846	2.32
政府存款	14,318	0.97	13,772	1.00
2. 國內有價證券投資	382,518	25.91	329,452	24.02
短期票券	1,566	0.11	1,091	0.08
政府債券	2,110	0.14	1,722	0.13
國內公司債	1,907	0.13	2,000	0.15
金融債券	872	0.06	1,060	0.08
共同基金	25,218	1.71	17,810	1.30
上市上櫃公司股權	167,135	11.32	141,508	10.31
其他企業權益	183,711	12.44	164,261	11.97
3. 其他資產	641,648	43.46	608,927	44.37
對外直接投資	100,810	6.83	98,020	7.14
國外證券投資	28,008	1.90	26,380	1.92
人壽保險準備與退休基金準備	288,243	19.52	264,614	19.28
應收及預付款	148,600	10.06	150,511	10.97
其他 ¹	75,987	5.15	69,403	5.06
負債	1,008,493	100.00	922,929	100.00
1. 借款	309,433	30.68	297,886	32.28
金融部門借款	294,478	29.20	281,684	30.52
非金融部門借款	14,955	1.48	16,202	1.76
2. 國內有價證券發行	557,509	55.28	483,467	52.38
短期票券	12,123	1.20	10,728	1.16
政府債券	56,160	5.57	56,325	6.10
國內公司債	15,560	1.54	15,400	1.67
上市上櫃公司股權	335,483	33.27	268,186	29.06
其他企業權益	138,184	13.70	132,829	14.39
3. 其他負債	141,551	14.04	141,576	15.34
國外證券發行	559	0.06	663	0.07
應付及預收款	138,875	13.77	138,817	15.04
其他 ²	2,116	0.21	2,095	0.23

註：1.包含持有通貨、放款、附條件交易及其他國內、外債權淨額。

2.包含其他國內、外債務淨額。

3.本表細項加總因四捨五入，或與總數未盡相符。

1.家庭部門

本年底家庭部門（包括家庭及非營利團體，以下簡稱家庭部門）之金融性資產總額為103兆4,410億元（見表5），較上年底增加8.54%，主要來自國人增加人壽保險準備及退休金準備、存款、上市上櫃公司股權及其他企業權益。

表5 家庭部門之金融性資產與負債配置

項 目	108年底		107年底	
	金額	比重(%)	金額	比重(%)
資產	1,034,410	100.00	952,992	100.00
1. 存款	380,146	36.75	363,027	38.09
活期性存款	155,609	15.04	144,311	15.14
定期性及外匯存款	192,917	18.65	186,899	19.61
國外存款	31,621	3.06	31,817	3.34
2. 國內有價證券投資	227,413	21.97	193,475	20.31
短期票券	611	0.06	529	0.06
政府債券	539	0.05	344	0.04
國內公司債	1,395	0.13	1,335	0.14
金融債券	517	0.05	665	0.07
共同基金	18,871	1.82	13,503	1.42
上市上櫃公司股權	109,974	10.63	93,112	9.77
其他企業權益	95,505	9.23	83,987	8.81
3. 其他資產	426,852	41.26	396,491	41.61
對外直接投資	17,372	1.68	17,242	1.81
國外證券投資	26,404	2.55	24,859	2.61
人壽保險準備與退休基金準備	288,243	27.87	264,614	27.77
應收及預付款	32,203	3.11	32,727	3.43
其他 ¹	62,630	6.05	57,048	5.99
負債	169,945	100.00	162,087	100.00
1. 借款	165,125	97.16	157,484	97.16
金融部門借款	164,559	96.83	156,836	96.76
非金融部門借款	566	0.33	648	0.40
2. 其他負債	4,820	2.84	4,603	2.84
應付及預收款	4,820	2.84	4,603	2.84

註：1.包含持有通貨、放款、附條件交易及其他國內、外債權淨額。

2.本表細項加總因四捨五入，或與總數未盡相符。

資產配置方面，續以持有存款、人壽保險準備與退休基金準備為主。因國內股市看漲，家庭部門除增加活期性存款之外，同時也明顯增持上市上櫃股權、其他企業權益及共同基金，致國內有價證券投資占金

融性資產比重，由上年之20.31%跳升至21.97%，影響所及，存款比重則由上年之38.09%降至36.75%。此外，近年低利率使國人仍偏好投資型保單，加以因應高齡化需求而增加退休金準備，致人壽保險準備與退休基金準備比重略升至27.87%。

負債方面，本年底家庭部門負債總額為16兆9,945億元，較上年底增加4.85%，主要係因房市回穩及股市交投熱絡，使購置住宅貸款及其他個人消費性貸款擴增，致家庭部門向金融機構借款占負債總額比重略升至本年底之96.83%。

2. 企業部門

本年底企業部門之金融性資產總額為37兆4,170億元（見表6），較上年底成長5.11%，主要來自上市上櫃公司股權及其他企業權益增加。

資產配置方面，對外直接投資與應收及預付款合計比重超過5成，惟受全球經貿活動減緩，企業商業授信偏保守，致比重較上年下滑。此外，受金融性資產價格上揚影響，國內有價證券投資比重自上年底的25.17%升至28.06%；其中，仍以共同基金、上市上櫃公司股權及其他企業權益投資比重之升幅較大。

本年底企業部門之負債總額為76兆9,592億元，較上年底增加11.27%。在各項負債中，受惠股價上揚，國內上市上櫃公司股權占負債總額比重大幅增加4.82個百分點，由上年底之38.77%升至本年底的43.59%，企業應付及預收款比重則相對降至17.42%，企業借款比重降至17.09%。

表6 企業部門之金融性資產與負債配置

單位：新台幣億元

項 目	108年底		107年底	
	金額	比重(%)	金額	比重(%)
資產	374,170	100.00	355,970	100.00
1. 存款	57,977	15.50	56,984	16.01
活期性存款	30,891	8.26	28,490	8.00
定期性及外匯存款	27,082	7.24	28,464	8.00
國外存款	4	0.00	29	0.01
2. 國內有價證券投資	105,015	28.06	89,588	25.17
短期票券	955	0.26	561	0.16
政府債券	45	0.01	32	0.01
國內公司債	312	0.08	465	0.13
金融債券	239	0.06	296	0.08
共同基金	5,943	1.59	4,027	1.13
上市上櫃公司股權	47,039	12.57	39,826	11.19
其他企業權益	50,482	13.49	44,381	12.47
3. 其他資產	211,178	56.44	209,398	58.83
對外直接投資	83,437	22.30	80,778	22.69
國外證券投資	1,604	0.43	1,520	0.43
應收及預付款	116,397	31.11	117,784	33.09
其他 ¹	9,740	2.60	9,317	2.62
負債	769,592	100.00	691,649	100.00
1. 借款	131,512	17.09	127,534	18.44
金融部門借款	117,499	15.27	112,484	16.26
非金融部門借款	14,013	1.82	15,050	2.18
2. 國內有價證券發行	501,350	65.15	427,143	61.75
短期票券	12,123	1.58	10,728	1.55
國內公司債	15,560	2.02	15,400	2.23
上市上櫃公司股權	335,483	43.59	268,186	38.77
其他企業權益	138,184	17.96	132,829	19.20
3. 其他負債	136,731	17.76	136,973	19.80
國外證券發行	559	0.07	663	0.10
應付及預收款	134,055	17.42	134,215	19.40
其他 ²	2,116	0.27	2,095	0.30

註：1. 包含持有通貨、放款、附條件交易及其他國內、外債權淨額。

2. 包含其他國內、外債務淨額。

3. 本表細項加總因四捨五入，或與總數未盡相符。

3. 政府部門

本年底政府部門之金融性資產總額為 6兆8,026億元（見表7），較上年底成長7.64%，主要係股價上揚及轉投資公營事業獲利增加，致上市櫃公司股權及其他企業權益增加，另稅款收入增加使政府存款增加。在資產結構上，仍以國內有價證券投資占金融性資產總額達73.62%最高，以持有公營事業權益為主；其次為存款占21.05%。

本年底政府部門之負債總額為6兆8,956億元，較上年底減少0.34%。在負債結構上，本年與上年大致相仿，發行政府債券及向金融部門借款比重分別為81.44%及18.01%。

表7 政府部門之金融性資產與負債配置

單位：新台幣億元

項 目	108年底		107年底	
	金額	比重(%)	金額	比重(%)
資產	68,026	100.00	63,198	100.00
1. 存款	14,318	21.05	13,772	21.79
政府存款	14,318	21.05	13,772	21.79
2. 國內有價證券投資	50,091	73.62	46,389	73.41
政府債券	1,526	2.24	1,346	2.13
國內公司債	200	0.29	200	0.32
金融債券	115	0.17	100	0.16
共同基金	404	0.59	279	0.44
上市上櫃公司股權	10,122	14.88	8,570	13.56
其他企業權益	37,724	55.45	35,894	56.80
3. 其他資產¹	3,618	5.32	3,037	4.81
負債	68,956	100.00	69,193	100.00
1. 借款	12,797	18.56	12,868	18.60
金融部門借款	12,421	18.01	12,363	17.87
非金融部門借款	376	0.55	505	0.73
2. 政府債券發行	56,160	81.44	56,325	81.40
3. 其他負債²	0	0.00	0	0.00

註：1. 包含持有通貨、放款、附條件交易及其他國內、外債權淨額。

2. 包含其他國內、外債務淨額。

3. 本表細項加總因四捨五入，或與總數未盡相符。

（二）國內金融部門

本年底國內金融部門之金融性資產總額為123兆7,637億元（見表8），較上年底增加7.68%，主要是國外證券投資、放款、上市上櫃公司股權及其他權益成長所致。資產配置仍以放款居冠，惟放款增幅不若國內外有價證券投資，致整體放款占資產比重為28.53%，較上年底下滑1.01個百分點。

在國內有價證券投資上，由於股市上揚，共同基金淨值、上市上櫃公司股權市值及其他企業權益價值均較上年大幅增加，致本年底國內有價證券投資比重由上年底之18.87%升至19.70%。而國外證券投資亦反映全球股債市熱絡，所占比重由上年底20.21%升至21.76%。

在負債方面，本年底負債總額為128兆3,664億元，較上年底增加8.35%。其中，因股市上揚也帶動金融業(上市上櫃公司及其他企業)權益擴增，以及投信增發共同基金，致國內有價證券發行餘額所占比重，自上年底之16.85%大幅上升至19.26%，而人壽保險準備與退休金準備比重亦小幅升至22.45%。至於存款比重仍達39.92%，為金融部門最大負債。

（三）國外部門

本年底國外部門之金融性資產總額為28兆4,725億元（見表9），較上年底增加15.76%，主要是增持國內上市上櫃公司股權。在資產結構上，以國內有價證券投資比重最大，達62.71%，較上年底增加7.06個百分點，其中持有上市上櫃公司股權所占比重亦達54.92%；其次為在台存款，占14.91%。

本年底國外部門對台負債總額為70兆6,811億元，較上年底增加7.11%，主要為國內保險公司、退休基金及共同基金增加海外證券投資。在國外部門負債配置上，以國人對外投資（含直接投資與證券投資）及中央銀行準備資產為主，分別占負債總額之57.52%及20.51%。

表8 國內金融部門之金融性資產與負債配置

單位：新台幣億元

項 目	108年底		107年底	
	金額	比重(%)	金額	比重(%)
資產	1,237,637	100.00	1,149,410	100.00
1. 國內金融部門間相互債權 ¹	132,064	10.67	132,431	11.52
2. 存款	79,130	6.40	69,376	6.04
活期性存款	11,098	0.90	10,656	0.93
定期性及外匯存款	37,951	3.07	33,233	2.89
國外存款	30,081	2.43	25,488	2.22
3. 放款	353,144	28.53	339,574	29.54
對金融部門放款	16,186	1.31	15,790	1.37
對非金融部門放款	328,729	26.56	315,729	27.47
附條件交易	8,228	0.66	8,055	0.70
4. 國內有價證券投資	243,881	19.70	216,805	18.87
短期票券	18,801	1.52	16,555	1.44
政府債券	53,863	4.35	54,552	4.75
國內公司債	19,161	1.55	18,141	1.58
金融債券	12,196	0.99	12,041	1.05
共同基金	15,035	1.21	8,146	0.71
上市上櫃公司股權	64,505	5.21	54,614	4.75
其他企業權益	60,320	4.87	52,757	4.59
5. 其他資產	429,417	34.69	391,223	34.03
對外直接投資	8,696	0.70	7,467	0.65
國外證券投資	269,275	21.76	232,329	20.21
中央銀行準備資產	144,972	11.71	143,497	12.48
其他 ²	6,475	0.52	7,930	0.69
負債	1,283,664	100.00	1,184,729	100.00
1. 國內金融部門間相互債務 ¹	132,064	10.29	132,431	11.18
2. 存款	512,338	39.92	488,564	41.24
活期性存款	199,344	15.53	185,300	15.64
定期性及外匯存款	298,676	23.27	289,492	24.44
政府存款	14,318	1.12	13,772	1.16
3. 借款	40,084	3.12	39,665	3.35
金融部門借款	16,186	1.26	15,790	1.33
非金融部門借款	9,117	0.71	9,559	0.81
附條件交易	14,781	1.15	14,316	1.21
4. 國內有價證券發行	247,459	19.26	199,653	16.85
短期票券	8,244	0.64	6,918	0.58
國內公司債	5,574	0.43	4,828	0.41
金融債券	13,137	1.02	13,171	1.11
共同基金	40,443	3.15	26,097	2.20
上市上櫃公司股權	52,538	4.09	45,361	3.83
其他企業權益	127,525	9.93	103,278	8.72
5. 其他負債	351,719	27.40	324,417	27.39
國外證券發行	90	0.01	92	0.01
人壽保險準備與退休基金準備	288,243	22.45	264,614	22.34
其他 ³	63,386	4.94	59,710	5.04

註：1.包含準備性存款、非準備存款、中央銀行單券、中央銀行融通及金融機構同業往來。

2.包含持有通貨、應收及預付款，及其他國內、外債權淨額。

3.包含通貨發行、應付及預收款，及其他國內、外債務淨額。

4.本表細項加總因四捨五入，或與總數未盡相符。

表9 國外部門之金融性資產與負債配置

單位：新台幣億元

項 目	108年底		107年底	
	金額	比重(%)	金額	比重(%)
資產	284,725	100.00	245,960	100.00
1. 存款	42,472	14.91	42,740	17.38
活期性存款	1,745	0.61	1,844	0.75
定期性及外匯存款	40,726	14.30	40,896	16.63
2. 放款	19,665	6.91	21,906	8.90
金融部門與非金融部門放款	16,336	5.74	17,787	7.23
附條件交易	3,329	1.17	4,119	1.67
3. 國內有價證券投資	178,569	62.71	136,862	55.65
政府債券	187	0.07	52	0.02
國內公司債	66	0.02	87	0.04
金融債券	69	0.02	69	0.03
共同基金	190	0.07	141	0.06
上市上櫃公司股權	156,380	54.92	117,424	47.74
其他企業權益	21,677	7.61	19,089	7.76
4. 其他資產	44,019	15.46	44,452	18.08
國外證券投資 ¹	406	0.14	433	0.18
其他 ²	43,614	15.32	44,019	17.90
負債	706,811	100.00	659,873	100.00
1. 存款	61,706	8.73	57,334	8.69
2. 借款	36,204	5.13	35,742	5.42
金融部門借款	34,251	4.85	34,045	5.16
非金融部門借款	1,814	0.26	1,660	0.25
附條件交易	140	0.02	38	0.01
3. 其他負債	608,901	86.14	566,796	85.89
直接投資	109,505	15.49	105,487	15.99
證券投資 ³	297,039	42.03	258,386	39.16
中央銀行準備資產	144,972	20.51	143,497	21.75
其他 ⁴	57,385	8.11	59,426	8.99

註： 1.指國內部門在海外發行之有價證券。
 2.包含應收及預付款，及其他債權淨額。
 3.指國外部門來台及海外發行之有價證券。
 4.包含應付及預收款，及其他債務淨額。
 5.本表細項加總因四捨五入，或與總數未盡相符。

壹、民國92年至

I. Flow of Funds

民國92年

Flow of Funds

項 目	家庭及非營利團體 Households & non-profit institutions		企 業 Business				政 府 Government		中央銀行 Central Bank	
	資金用途 Use of Funds	資金來源 Source of Funds	民 營 Private enterprises		公 營 Public enterprises		資金用途 Use of Funds	資金來源 Source of Funds	資金用途 Use of Funds	資金來源 Source of Funds
			資金用途 Use of Funds	資金來源 Source of Funds	資金用途 Use of Funds	資金來源 Source of Funds				
1. 通貨	58,046	-	21,730	-	-46	-	5	-	-	86,611
2. 活期性存款	892,042	-	91,550	-	365	-	-	-	-	-
3. 定期性存款及外匯存款	-92,630	-	109,062	-	-1,605	-	-	-	-	-
4. 國外存款	-20,115	-	-55	-	-18	-	-	-	-	-
5. 政府存款	-	-	-	-	-	-	39,542	-	-	16,381
6. 準備性存款	-	-	-	-	-	-	-	-	-	-35,797
7. 非準備存款	-	-	-	-	-	-	-	-	-	214,401
8. 中央銀行單券	-	-	-	-	-	-	-	-	-	1,044,380
9. 中央銀行融通	-	-	-	-	-	-	-	-	135,871	-
10. 金融機構同業往來	-	-	-	-	-	-	-	-	-	-
11. 金融機構放款	-	460,486	-	-72,948	-	-14,530	-	-7,711	-2,040	-
12. 附條件交易	-72,464	-	8,459	5,461	-	-	1,236	-	-	-
13. 非金融部門放款	9,812	-15,023	2,891	-47,832	-245	11,901	3,588	13,457	-	-
14. 短期票券	-1,870	-	19,655	-57,993	3,937	-25,636	-	-	-	-
15. 政府債券	12,709	-	-3,609	-	4,722	-	76	248,933	-	-
16. 國內公司債	-28,195	-	-4,655	108,817	-384	31,778	-	-	-	-
17. 金融債券	35,658	-	-4,933	-	2,522	-	-	-	-	-
18. 共同基金	367,053	-	124,910	-	-23,965	-	-	-	-	-
19. 上市上櫃公司股權	50,261	-	19,488	89,289	19	2,410	5,768	-	-	-
20. 其他企業權益	-88,917	-	-41,066	-225,687	-22	-33,036	-19,167	-	-	-
21. 人壽保險準備	653,604	-	-	-	-	-	-	-	-	-
22. 退休基金準備	90,061	-	-	-	-	-	-	-	-	-
23. 應收、應付款	-142,896	-82,918	8,429	-56,157	19,144	53,006	-	-	-	-
24. 對外直接投資	25,264	-	160,347	-	-973	-	-	-	-	-
25. 國外證券	276,032	-	36,048	115,471	-104	-	-	-	-	-
26. 中央銀行準備資產	-	-	-	-	-	-	-	-	1,276,632	-
27. 其他債權債務淨額	346,108	-	-387,366	-	-53,800	-	-159,157	-	20,778	-
合 計	2,369,563	362,546	160,883	-141,580	-50,454	25,894	-128,108	254,679	1,431,241	1,325,976
金融性投資淨額	2,007,017	-	302,463	-	-76,348	-	-382,787	-	105,265	-

108年資金流量表

Matrix for 2003-2019

資金流量表

Matrix for 2003

單位：新台幣百萬元

Millions of N.T.Dollars

金融機構 Financial institutions						國內 全體部門 All domestic sectors		國外 部門 Rest of the world		Items
其他貨幣機構 Other monetary financial institutions		保險公司及退休基金 Insurance companies & pension funds		其他金融機構 Other financial institutions		資金用途 Use of Funds	資金來源 Source of Funds	資金用途 Use of Funds	資金來源 Source of Funds	
資金用途 Use of Funds	資金來源 Source of Funds	資金用途 Use of Funds	資金來源 Source of Funds	資金用途 Use of Funds	資金來源 Source of Funds					
5,684	-	-2,905	-	4,097	-	86,611	86,611	-	-	1. Currency
11,843	1,102,720	1,585	-	57,966	-	1,055,351	1,102,720	47,369	-	2. Demand deposits
44,452	217,341	-23,300	-	-95,538	-	-59,560	217,341	276,901	-	3. Time deposits & foreign currency deposits
37,011	-	-	-	5,113	-	21,936	-	-	21,936	4. Foreign deposits
-	23,146	-	-	-	15	39,542	39,542	-	-	5. Government deposits
-35,797	-	-	-	-	-	-35,797	-35,797	-	-	6. Reserves against deposits
214,357	-	-45	-	89	-	214,401	214,401	-	-	7. Deposits with Central Bank other than reserve requirements
1,015,740	-	-	-	28,640	-	1,044,380	1,044,380	-	-	8. Central Bank securities
-	135,871	-	-	-	-	135,871	135,871	-	-	9. Accommodations from Central Bank
6,996	3,378	-	-	3,378	6,996	10,374	10,374	-	-	10. Interbank claims
403,868	-12,964	-49,390	-15,390	63,459	36,697	415,897	373,639	-	42,258	11. Loans by financial institutions
-74,791	38,892	26,121	-	182,806	26,906	71,367	71,258	-109	-	12. Repurchase agreements
-	57,301	-	-	-	-3,233	16,045	16,572	2,275	1,748	13. Loans by nonfinancial institutions
-72,811	-	24,774	-	-36,012	21,301	-62,328	-62,328	-	-	14. Short-term securities
23,058	-	150,602	-	55,594	-	243,151	248,933	5,782	-	15. Government securities
29,173	-	-4,702	-	177,331	29,082	168,568	169,677	1,109	-	16. Domestic corporate bonds
9,982	163,923	19,399	-	101,295	-	163,923	163,923	-	-	17. Bank debentures
-31,669	-	48,484	-	1,741	487,315	486,554	487,315	761	-	18. Mutual funds
3,545	13,050	3,148	660	14,627	18,029	96,855	123,438	26,582	-	19. Shares
-5,511	46,267	-766	14,079	-13,569	55,319	-169,018	-143,058	25,960	-	20. Other equities
-	-	-	653,604	-	-	653,604	653,604	-	-	21. Life insurance reserves
-	-	-	90,061	-	-	90,061	90,061	-	-	22. Pension fund reserves
-	-	-	-	-	-	-115,323	-86,068	15,144	-14,111	23. Accounts receivable/payable
145	-	-	-	9,162	-	193,945	-	-	193,945	24. Outward direct investment
43,435	-	801,336	-	39,725	35,485	1,196,473	150,956	150,956	1,196,473	25. Outward securities investment and issuance
-	-	-	-	-	-	1,276,632	-	-	1,276,632	26. Reserve assets of Central Bank
15,751	-	-88,294	-	-32,722	-	-338,702	-	129,545	-209,156	27. Net other assets & liabilities
1,644,460	1,788,925	906,047	743,014	567,182	713,912	6,900,814	5,073,365	682,276	2,509,725	Total
-144,464	-	163,034	-	-146,730	-	1,827,449	-	-1,827,449	-	<i>Net financial investment</i>

民國93年
Flow of Funds

項 目	家庭及非營利團體 Households & non-profit institutions		企 業 Business				政 府 Government		中央銀行 Central Bank	
	資金用途 Use of Funds	資金來源 Source of Funds	民 營 Private enterprises		公 營 Public enterprises		資金用途 Use of Funds	資金來源 Source of Funds	資金用途 Use of Funds	資金來源 Source of Funds
			Use of Funds	Source of Funds	Use of Funds	Source of Funds				
1. 通貨	105,475	-	-41,636	-	134	-	-3	-	-	71,927
2. 活期性存款	648,913	-	175,524	-	-2,738	-	-	-	-	-
3. 定期性存款及外匯存款	465,716	-	50,411	-	-9,658	-	-	-	-	-
4. 國外存款	111,153	-	4,980	-	75	-	-	-	-	-
5. 政府存款	-	-	-	-	-	-	-4,413	-	-	21,185
6. 準備性存款	-	-	-	-	-	-	-	-	-	26,802
7. 非準備存款	-	-	-	-	-	-	-	-	-	-180,016
8. 中央銀行單券	-	-	-	-	-	-	-	-	-	570,520
9. 中央銀行融通	-	-	-	-	-	-	-	-	-317,634	-
10. 金融機構同業往來	-	-	-	-	-	-	-	-	-	-
11. 金融機構放款	-	669,793	-	313,083	-	19,292	-	-33,095	-	-
12. 附條件交易	121,663	-	55,409	-5,663	2,800	-	264	-	-	142,194
13. 非金融部門放款	-8,433	11,404	43,079	129,188	-2	10,307	22,519	-2,461	-	-
14. 短期票券	-974	-	16,933	-51,293	11,454	-3,965	-	-	-	-
15. 政府債券	33,019	-	11,074	-	3,591	-	-15	340,326	-	-
16. 國內公司債	-40,688	-	14,438	-8,173	713	23,976	-	-	-	-
17. 金融債券	-22,046	-	4,941	-	1,353	-	-	-	-	-
18. 共同基金	-382,952	-	141,063	-	1,520	-	25,944	-	-	-
19. 上市上櫃公司股權	31,050	-	12,748	70,068	14	-	4,188	-	-	-
20. 其他企業權益	-78,783	-	-29,835	7,246	-13	-7,566	-18,717	-	-	-
21. 人壽保險準備	725,537	-	-	-	-	-	-	-	-	-
22. 退休基金準備	74,998	-	-	-	-	-	-	-	-	-
23. 應收、應付款	146,349	5,410	661,958	842,637	23,107	-10,751	-	-	-	-
24. 對外直接投資	29,285	-	150,269	-	1,295	-	-	-	-	-
25. 國外證券	301,634	-	21,211	105,556	-73	-	-	-	-	-
26. 中央銀行準備資產	-	-	-	-	-	-	-	-	888,892	-
27. 其他債權債務淨額	-50,742	-	498,416	-	24,301	-	139,283	-	-5,341	-
合 計	2,210,172	686,607	1,790,984	1,402,649	57,873	31,293	169,051	304,771	565,917	652,612
金融性投資淨額	1,523,566	-	388,334	-	26,579	-	-135,720	-	-86,695	-

資金流量表
Matrix for 2004

單位：新台幣百萬元
Millions of N.T.Dollars

金融機構 Financial institutions						國內 全體部門 All domestic sectors		國外 部門 Rest of the world		Items
其他貨幣機構 Other monetary financial institutions		保險公司及退休基金 Insurance companies & pension funds		其他金融機構 Other financial institutions		資金用途 Use of Funds	資金來源 Source of Funds	資金用途 Use of Funds	資金來源 Source of Funds	
資金用途 Use of Funds	資金來源 Source of Funds	資金用途 Use of Funds	資金來源 Source of Funds	資金用途 Use of Funds	資金來源 Source of Funds					
10,284	-	183	-	-2,510	-	71,927	71,927	-	-	1. Currency
1,785	867,835	20,397	-	1,259	-	845,140	867,835	22,695	-	2. Demand deposits
10,274	775,893	145,755	-	-67,378	-	595,119	775,893	180,774	-	3. Time deposits & foreign currency deposits
91,436	-	-	-	-4,124	-	203,520	-	-	203,520	4. Foreign deposits
-	-25,595	-	-	-	-3	-4,413	-4,413	-	-	5. Government deposits
26,802	-	-	-	-	-	26,802	26,802	-	-	6. Reserves against deposits
-180,828	-	801	-	11	-	-180,016	-180,016	-	-	7. Deposits with Central Bank other than reserve requirements
593,515	-	-	-	-22,995	-	570,520	570,520	-	-	8. Central Bank securities
-	-317,634	-	-	-	-	-317,634	-317,634	-	-	9. Accommodations from Central Bank
-24,162	2,390	-	-	2,390	-24,162	-21,772	-21,772	-	-	10. Interbank claims
847,779	-6,123	-32,656	18,223	39,681	-56,005	854,804	925,168	-	-70,364	11. Loans by financial institutions
54,922	78,376	18,077	15,496	-15,866	148,856	237,269	379,259	141,990	-	12. Repurchase agreements
-	11,797	-	-	-	3,598	57,163	163,833	111,119	4,449	13. Loans by nonfinancial institutions
-78,497	-	34,130	-	-15,791	22,798	-32,746	-32,460	286	-	14. Short-term securities
209,269	-	196,579	-	-123,986	-	329,531	340,326	10,795	-	15. Government securities
54,500	-	36,520	-	-31,870	22,877	33,613	38,680	5,067	-	16. Domestic corporate bonds
9,015	167,825	70,131	-	104,431	-	167,825	167,825	-	-	17. Bank debentures
129,793	1,494	-61,327	-	-31,942	-179,810	-177,900	-178,316	-416	-	18. Mutual funds
3,158	1,944	2,274	720	9,460	8,102	62,892	80,834	17,942	-	19. Shares
-3,204	-27,171	-682	31,255	-12,862	-6,649	-144,096	-2,885	141,211	-	20. Other equities
-	-	-	725,537	-	-	725,537	725,537	-	-	21. Life insurance reserves
-	-	-	74,998	-	-	74,998	74,998	-	-	22. Pension fund reserves
-	-	-	-	-	-	831,414	837,296	-3,409	-9,291	23. Accounts receivable/payable
1,015	-	29	-	55,470	-	237,363	-	-	237,363	24. Outward direct investment
-8,356	-	422,279	-	-7,327	4,612	729,368	110,168	110,168	729,368	25. Outward securities investment and issuance
-	-	-	-	-	-	888,892	-	-	888,892	26. Reserve assets of Central Bank
-619,718	-	-93,016	-	-120,955	-	-227,772	-	51,196	-176,576	27. Net other assets & liabilities
1,128,781	1,531,031	759,474	866,229	-244,903	-55,786	6,437,349	5,419,405	789,418	1,807,361	Total
-402,250	-	-106,755	-	-189,116	-	1,017,943	-	-1,017,943	-	<i>Net financial investment</i>

民國94年
Flow of Funds

項 目	家庭及非營利團體 Households & non-profit institutions		企 業 Business				政 府 Government		中央銀行 Central Bank	
	資金用途 Use of Funds	資金來源 Source of Funds	民 營 Private enterprises		公 營 Public enterprises		資金用途 Use of Funds	資金來源 Source of Funds	資金用途 Use of Funds	資金來源 Source of Funds
			資金用途 Use of Funds	資金來源 Source of Funds	資金用途 Use of Funds	資金來源 Source of Funds				
1. 通貨	50,236	-	10,868	-	-228	-	-9	-	-	65,868
2. 活期性存款	417,238	-	83,461	-	-1,972	-	-	-	-	-
3. 定期性存款及外匯存款	813,111	-	246,018	-	5,776	-	-	-	-	-
4. 國外存款	278,459	-	81	-	-8	-	-	-	-	-
5. 政府存款	-	-	-	-	-	-	6,617	-	-	25,165
6. 準備性存款	-	-	-	-	-	-	-	-	-	-25,050
7. 非準備存款	-	-	-	-	-	-	-	-	-	125,211
8. 中央銀行單券	-	-	-	-	-	-	-	-	-	-42,065
9. 中央銀行融通	-	-	-	-	-	-	-	-	-64,647	-
10. 金融機構同業往來	-	-	-	-	-	-	-	-	-	-
11. 金融機構放款	-	723,881	-	314,918	-	44,055	-	-134,818	-	-
12. 附條件交易	73,405	-	59,923	-371	-800	-	-1,500	-	-	308,875
13. 非金融部門放款	3,153	-1,584	40,487	20,648	2	7,629	-10,773	-5,410	-	-
14. 短期票券	-856	-	12,667	-93,623	-27,062	-598	-	-	-	-
15. 政府債券	3,334	-	-1,025	-	1,200	-	39	204,018	-	-
16. 國內公司債	22,758	-	717	-71,035	-520	7,555	-	-	-	-
17. 金融債券	55,621	-	861	-	-1,868	-	-	-	-	-
18. 共同基金	-86,178	-	-235,644	-	-3,703	-	792	-	-	-
19. 上市上櫃公司股權	55,446	-	23,852	108,227	19	-	7,723	-	-	-
20. 其他企業權益	131,404	-	203,019	247,158	134	17,914	117,760	-	-	-
21. 人壽保險準備	830,941	-	-	-	-	-	-	-	-	-
22. 退休基金準備	118,495	-	-	-	-	-	-	-	-	-
23. 應收、應付款	126,218	39,432	652,557	906,820	-13,920	-50,059	-	-	-	-
24. 對外直接投資	33,817	-	137,087	-	443	-	-	-	-	-
25. 國外證券	438,115	-	20,178	-71,985	-227	-	-	-	-	-
26. 中央銀行準備資產	-	-	-	-	-	-	-	-	645,141	-
27. 其他債權債務淨額	60,321	-	-264,136	-	-17,415	-	70,154	-	-24,643	-
合 計	3,425,038	761,729	990,971	1,360,757	-60,149	26,496	190,802	63,791	555,851	458,004
金融性投資淨額	2,663,310	-	-369,785	-	-86,645	-	127,011	-	97,847	-

資金流量表

Matrix for 2005

單位：新台幣百萬元

Millions of N.T.Dollars

金融機構 Financial institutions						國內 全體部門 All domestic sectors		國外 部門 Rest of the world		Items
其他貨幣機構 Other monetary financial institutions		保險公司及退休基金 Insurance companies & pension funds		其他金融機構 Other financial institutions		資金用途 Use of Funds	資金來源 Source of Funds	資金用途 Use of Funds	資金來源 Source of Funds	
資金用途 Use of Funds	資金來源 Source of Funds	資金用途 Use of Funds	資金來源 Source of Funds	資金用途 Use of Funds	資金來源 Source of Funds					
5,349	-	-855	-	507	-	65,868	65,868	-	-	1. Currency
8,728	539,134	-6,044	-	17,525	-	518,936	539,134	20,198	-	2. Demand deposits
9,029	1,120,479	74,758	-	-90,867	-	1,057,825	1,120,479	62,654	-	3. Time deposits & foreign currency deposits
-79,027	-	715	-	1,211	-	201,431	-	-	201,431	4. Foreign deposits
-	-18,447	-	-	-	-101	6,617	6,617	-	-	5. Government deposits
-25,050	-	-	-	-	-	-25,050	-25,050	-	-	6. Reserves against deposits
124,243	-	1,082	-	-114	-	125,211	125,211	-	-	7. Deposits with Central Bank other than reserve requirements
-74,030	-	-	-	31,965	-	-42,065	-42,065	-	-	8. Central Bank securities
-	-64,647	-	-	-	-	-64,647	-64,647	-	-	9. Accommodations from Central Bank
31,675	1,981	-	-	1,981	31,675	33,656	33,656	-	-	10. Interbank claims
1,276,839	-2,142	-11,189	22,877	3,241	48,806	1,268,891	1,017,578	-	251,313	11. Loans by financial institutions
-36,711	-54,652	15,282	-11,111	24,156	200,349	133,755	443,090	309,335	-	12. Repurchase agreements
-	-19,626	-	-	-	252	32,870	1,909	-25,181	5,780	13. Loans by nonfinancial institutions
-33,287	-	-9,924	-	29,915	65,685	-28,546	-28,536	10	-	14. Short-term securities
51,627	-	137,501	-	20,639	-	213,314	204,018	-9,296	-	15. Government securities
97,116	-	59,531	-	-204,491	39,809	-24,889	-23,671	1,218	-	16. Domestic corporate bonds
68,467	102,141	112,326	-	-133,266	-	102,141	102,141	-	-	17. Bank debentures
-118,103	108	-14,888	-	-30,654	-484,012	-488,378	-483,904	4,474	-	18. Mutual funds
2,946	19,712	3,292	4,670	12,643	18,767	105,921	151,376	45,455	-	19. Shares
16,738	62,630	1,361	-512	28,093	143,875	498,509	471,065	-27,444	-	20. Other equities
-	-	-	830,941	-	-	830,941	830,941	-	-	21. Life insurance reserves
-	-	-	118,495	-	-	118,495	118,495	-	-	22. Pension fund reserves
-	-	-	-	-	-	764,856	896,194	40,048	-91,290	23. Accounts receivable/payable
9,180	-	-	-	11,542	-	192,069	-	-	192,069	24. Outward direct investment
113,839	-	448,918	-	69,703	-13,188	1,090,526	-85,173	-85,173	1,090,526	25. Outward securities investment and issuance
-	-	-	-	-	-	645,141	-	-	645,141	26. Reserve assets of Central Bank
-187,935	-	-34,868	-	3,110	-	-395,412	-	198,888	-196,524	27. Net other assets & liabilities
1,261,633	1,686,671	777,000	965,360	-203,162	51,918	6,937,986	5,374,725	535,185	2,098,446	Total
-425,038	-	-188,360	-	-255,080	-	1,563,261	-	-1,563,261	-	<i>Net financial investment</i>

民國95年
Flow of Funds

項 目	家庭及非營利團體 Households & non-profit institutions		企 業 Business				政 府 Government		中央銀行 Central Bank	
	資金用途 Use of Funds	資金來源 Source of Funds	民 營 Private enterprises		公 營 Public enterprises		資金用途 Use of Funds	資金來源 Source of Funds	資金用途 Use of Funds	資金來源 Source of Funds
			資金用途 Use of Funds	資金來源 Source of Funds	資金用途 Use of Funds	資金來源 Source of Funds				
1. 通貨	-15,636	-	30,415	-	552	-	22	-	-	36,935
2. 活期性存款	455,517	-	-112,172	-	4,423	-	-	-	-	-
3. 定期性存款及外匯存款	669,580	-	48,798	-	1,732	-	-	-	-	-
4. 國外存款	-99,685	-	25,884	-	49	-	-	-	-	-
5. 政府存款	-	-	-	-	-	-	-29,933	-	-	-17,327
6. 準備性存款	-	-	-	-	-	-	-	-	-	88,677
7. 非準備存款	-	-	-	-	-	-	-	-	-	-54,062
8. 中央銀行單券	-	-	-	-	-	-	-	-	-	235,110
9. 中央銀行融通	-	-	-	-	-	-	-	-	14,063	-
10. 金融機構同業往來	-	-	-	-	-	-	-	-	-	-
11. 金融機構放款	-	431,392	-	370,343	-	23,834	-	-174,135	-	-
12. 附條件交易	-21,823	-	17,899	-1,178	-1,250	-	1,306	-	-	-110,987
13. 非金融部門放款	11,501	-69,186	12,858	43,592	-1	10,647	-35,570	12,288	-	-
14. 短期票券	-870	-	11,609	30,572	911	-1,935	-	-	-	-
15. 政府債券	1,907	-	-3,757	-	-2,815	-	1,549	222,249	-	-
16. 國內公司債	-3,799	-	5,609	-63,115	-122	19,418	-	-	-	-
17. 金融債券	31,078	-	9,303	-	5,662	-	113	-	-	-
18. 共同基金	8,752	-	11,416	-	-5,356	-	3,248	-	-	-
19. 上市上櫃公司股權	64,907	-	24,385	151,877	19	-	9,897	-	-	-
20. 其他企業權益	-177,149	-	-67,637	-143,244	-39	15,695	-36,274	-	-	-
21. 人壽保險準備	729,676	-	-	-	-	-	-	-	-	-
22. 退休基金準備	204,512	-	-	-	-	-	-	-	-	-
23. 應收、應付款	-349,040	33,610	182,928	-234,854	-20,950	4,650	-	-	-	-
24. 對外直接投資	37,823	-	221,494	-	-547	-	-	-	-	-
25. 國外證券	642,260	-	18,704	-44,575	-	-	-	-	-	-
26. 中央銀行準備資產	-	-	-	-	-	-	-	-	197,984	-
27. 其他債權債務淨額	309,930	-	-665,938	-	30,940	-	-49,093	-	3,039	-
合 計	2,499,442	395,815	-228,200	109,418	13,208	72,309	-134,734	60,401	215,086	178,346
金融性投資淨額	2,103,627	-	-337,618	-	-59,101	-	-195,136	-	36,740	-

資金流量表

Matrix for 2006

單位：新台幣百萬元

Millions of N.T.Dollars

金融機構 Financial institutions						國內 全體部門 All domestic sectors		國外 部門 Rest of the world		Items
其他貨幣機構 Other monetary financial institutions		保險公司及退休基金 Insurance companies & pension funds		其他金融機構 Other financial institutions		資金用途 Use of Funds	資金來源 Source of Funds	資金用途 Use of Funds	資金來源 Source of Funds	
資金用途 Use of Funds	資金來源 Source of Funds	資金用途 Use of Funds	資金來源 Source of Funds	資金用途 Use of Funds	資金來源 Source of Funds					
8,581	-	101	-	12,899	-	36,935	36,935	-	-	1. Currency
15,399	375,165	12,043	-	-25,124	-	350,087	375,165	25,078	-	2. Demand deposits
1,559	938,131	105,307	-	-186	-	826,791	938,131	111,340	-	3. Time deposits & foreign currency deposits
40,957	-	13,403	-	4,819	-	-14,573	-	-	-14,573	4. Foreign deposits
-	-12,606	-	-	-	-	-29,933	-29,933	-	-	5. Government deposits
88,677	-	-	-	-	-	88,677	88,677	-	-	6. Reserves against deposits
-55,128	-	1,070	-	-4	-	-54,062	-54,062	-	-	7. Deposits with Central Bank other than reserve requirements
239,555	-	-	-	-4,445	-	235,110	235,110	-	-	8. Central Bank securities
-	14,063	-	-	-	-	14,063	14,063	-	-	9. Accommodations from Central Bank
-13,367	-8,316	-	-	-8,316	-13,367	-21,683	-21,683	-	-	10. Interbank claims
576,528	-977	79,051	-70,800	57,405	32,698	712,984	612,355	-	100,629	11. Loans by financial institutions
-61,624	28,706	-35,287	-3,985	-38,267	-157,132	-139,045	-244,576	-104,395	1,136	12. Repurchase agreements
-	-23,410	-	-	-	16,016	-11,212	-10,053	4,566	3,407	13. Loans by nonfinancial institutions
20,842	-	-19,912	-	-41,729	-57,625	-29,149	-28,988	161	-	14. Short-term securities
189,703	-	84,188	-	-47,420	-	223,355	222,249	-1,106	-	15. Government securities
28,701	-	31,988	-	-110,048	3,222	-47,672	-40,475	7,197	-	16. Domestic corporate bonds
26,911	114,723	124,683	-	-87,828	-	109,923	114,723	4,800	-	17. Bank debentures
-32,587	2,821	31,165	-	-2,503	12,064	14,135	14,885	750	-	18. Mutual funds
3,161	8,916	5,214	-	24,976	33,200	132,559	193,993	61,434	-	19. Shares
-7,194	39,429	-1,777	6,917	-58,125	-46,675	-348,195	-127,878	220,316	-	20. Other equities
-	-	-	729,676	-	-	729,676	729,676	-	-	21. Life insurance reserves
-	-	-	204,512	-	-	204,512	204,512	-	-	22. Pension fund reserves
-	-	-	-	-	-	-187,062	-196,594	813	10,345	23. Accounts receivable/payable
-6,470	-	2,272	-	-31,312	-	223,260	-	-	223,260	24. Outward direct investment
50,358	-	446,253	-	169,008	13,012	1,326,582	-31,563	-31,563	1,326,582	25. Outward securities investment and issuance
-	-	-	-	-	-	197,984	-	-	197,984	26. Reserve assets of Central Bank
-24,840	-	22,528	-	291,619	-	-81,815	-	-40,730	-122,544	27. Net other assets & liabilities
1,089,723	1,476,645	902,290	866,320	105,419	-164,586	4,462,234	2,994,669	258,661	1,726,226	Total
-386,922	-	35,970	-	270,006	-	1,467,565	-	-1,467,565	-	<i>Net financial investment</i>

民國96年
Flow of Funds

項 目	家庭及非營利團體 Households & non-profit institutions		企 業 Business				政 府 Government		中央銀行 Central Bank	
	資金用途 Use of Funds	資金來源 Source of Funds	民 營 Private enterprises		公 營 Public enterprises		資金用途 Use of Funds	資金來源 Source of Funds	資金用途 Use of Funds	資金來源 Source of Funds
			資金用途 Use of Funds	資金來源 Source of Funds	資金用途 Use of Funds	資金來源 Source of Funds				
1. 通貨	27,043	-	-20,765	-	-564	-	-13	-	-	1,903
2. 活期性存款	-76,944	-	11,839	-	1,137	-	-	-	-	-
3. 定期性存款及外匯存款	157,140	-	132,021	-	11,381	-	-	-	-	-
4. 國外存款	18,341	-	-6,125	-	36	-	-	-	-	-
5. 政府存款	-	-	-	-	-	-	30,076	-	-	648
6. 準備性存款	-	-	-	-	-	-	-	-	-	137,997
7. 非準備存款	-	-	-	-	-	-	-	-	-	94,436
8. 中央銀行單券	-	-	-	-	-	-	-	-	-	-295,630
9. 中央銀行融通	-	-	-	-	-	-	-	-	-108,139	-
10. 金融機構同業往來	-	-	-	-	-	-	-	-	-	-
11. 金融機構放款	-	299,377	-	402,789	-	85,488	-	-225,651	-	-
12. 附條件交易	-90,894	-	-22,726	-12	-550	-	1,949	-	-	-238,862
13. 非金融部門放款	13,032	-100,200	10,855	87,166	-	9,151	-100,305	1,726	-	-
14. 短期票券	-1,573	-	-9,651	-57,321	-1,224	-2,644	-	-	-	-
15. 政府債券	23,147	-	-2,822	-	-2,191	-	623	138,112	-	-
16. 國內公司債	-3,075	-	-3,198	-74,935	71	35,703	-	-	-	-
17. 金融債券	42,878	-	1,402	-	3,784	-	-47	-	-	-
18. 共同基金	113,387	-	-61,975	-	-12,537	-	-19,419	-	-	-
19. 上市上櫃公司股權	25,084	-	11,192	61,560	7	-	3,949	-	-	-
20. 其他企業權益	112,804	-	44,627	252,499	18	17,619	23,835	-	-	-
21. 人壽保險準備	705,949	-	-	-	-	-	-	-	-	-
22. 退休基金準備	192,056	-	-	-	-	-	-	-	-	-
23. 應收、應付款	104,660	-8,583	504,984	630,778	13,584	3,398	-	-	-	-
24. 對外直接投資	45,182	-	278,192	-	31	-	-	-	-	-
25. 國外證券	783,413	-	17,095	-29,022	-	-	-	-	-	-
26. 中央銀行準備資產	-	-	-	-	-	-	-	-	-132,025	-
27. 其他債權債務淨額	325,897	-	-425,800	-	-6,230	-	58,291	-	5,751	-
合 計	2,517,525	190,594	459,145	1,273,503	6,752	148,715	-1,062	-85,813	-234,413	-299,508
金融性投資淨額	2,326,931	-	-814,357	-	-141,963	-	84,751	-	65,095	-

資金流量表
Matrix for 2007

單位：新台幣百萬元
Millions of N.T.Dollars

金融機構 Financial institutions						國內 全體部門 All domestic sectors		國外 部門 Rest of the world		Items
其他貨幣機構 Other monetary financial institutions		保險公司及退休基金 Insurance companies & pension funds		其他金融機構 Other financial institutions		資金用途 Use of Funds	資金來源 Source of Funds	資金用途 Use of Funds	資金來源 Source of Funds	
資金用途 Use of Funds	資金來源 Source of Funds	資金用途 Use of Funds	資金來源 Source of Funds	資金用途 Use of Funds	資金來源 Source of Funds					
-2,003	-	113	-	-1,908	-	1,903	1,903	-	-	1. Currency
29,246	97,336	20,328	-	30,992	-	16,597	97,336	80,739	-	2. Demand deposits
-17,148	733,177	22,254	-	-4,132	-	301,516	733,177	431,661	-	3. Time deposits & foreign currency deposits
14,221	-	965	-	-5,039	-	22,399	-	-	22,399	4. Foreign deposits
-	29,428	-	-	-	-	30,076	30,076	-	-	5. Government deposits
137,997	-	-	-	-	-	137,997	137,997	-	-	6. Reserves against deposits
104,292	-	-9,855	-	-1	-	94,436	94,436	-	-	7. Deposits with Central Bank other than reserve requirements
-252,710	-	-	-	-42,920	-	-295,630	-295,630	-	-	8. Central Bank securities
-	-110,239	-	-	-	2,100	-108,139	-108,139	-	-	9. Accommodations from Central Bank
-17,095	3,776	-	-	3,776	-17,095	-13,319	-13,319	-	-	10. Interbank claims
743,698	988	128,116	8,400	22,884	45,465	894,698	616,856	-	277,842	11. Loans by financial institutions
-63,663	-88,044	38,600	-400	-248,037	-271,759	-385,322	-599,078	-214,892	-1,136	12. Repurchase agreements
-	-6,609	-	-	-	-5,619	-76,418	-14,384	70,626	8,592	13. Loans by nonfinancial institutions
-49,706	-	-4,077	78	12,434	7,451	-53,797	-52,435	1,362	-	14. Short-term securities
131,486	-	92,911	-	-110,065	-	133,087	138,112	5,025	-	15. Government securities
-10,081	-	10,245	-	-61,231	-7,358	-67,270	-46,590	20,680	-	16. Domestic corporate bonds
-21,916	-8,522	32,132	-	-66,763	-	-8,530	-8,522	8	-	17. Bank debentures
-25,508	-1,334	83,855	-	-11,798	70,114	66,006	68,780	2,774	-	18. Mutual funds
1,320	30,244	2,365	-3,871	9,215	-10,525	53,132	77,410	24,278	-	19. Shares
4,388	113,576	1,339	4,356	41,465	-30,939	228,476	357,111	128,635	-	20. Other equities
-	-	-	705,949	-	-	705,949	705,949	-	-	21. Life insurance reserves
-	-	-	192,056	-	-	192,056	192,056	-	-	22. Pension fund reserves
-	-	-	-	-	-	623,228	625,593	6,503	4,138	23. Accounts receivable/payable
12,964	-	1,463	-	28,587	-	366,419	-	-	366,419	24. Outward direct investment
44,107	-	530,832	-	101,327	-2,660	1,476,774	-31,682	-31,682	1,476,774	25. Outward securities investment and issuance
-	-	-	-	-	-	-132,025	-	-	-132,025	26. Reserve assets of Central Bank
-29,468	-	-291,155	-	113,320	-	-249,395	-	41,210	-208,184	27. Net other assets & liabilities
734,420	793,777	660,430	906,569	-187,893	-220,824	3,954,904	2,707,013	566,927	1,814,819	Total
-59,357	-	-246,139	-	32,930	-	1,247,892	-	-1,247,892	-	<i>Net financial investment</i>

民國97年
Flow of Funds

項 目	家庭及非營利團體 Households & non-profit institutions		企 業 Business				政 府 Government		中央銀行 Central Bank	
	資金用途 Use of Funds	資金來源 Source of Funds	民 營 Private enterprises		公 營 Public enterprises		資金用途 Use of Funds	資金來源 Source of Funds	資金用途 Use of Funds	資金來源 Source of Funds
			資金用途 Use of Funds	資金來源 Source of Funds	資金用途 Use of Funds	資金來源 Source of Funds				
1. 通貨	142,810	-	-67,012	-	-13	-	12	-	-	92,614
2. 活期性存款	-231,406	-	97,324	-	-6,535	-	-	-	-	-
3. 定期性存款及外匯存款	1,624,733	-	266,247	-	20,433	-	-	-	-	-
4. 國外存款	-708,260	-	-21,826	-	-113	-	-	-	-	-
5. 政府存款	-	-	-	-	-	-	16,185	-	-	-32,692
6. 準備性存款	-	-	-	-	-	-	-	-	-	10,858
7. 非準備存款	-	-	-	-	-	-	-	-	-	23,017
8. 中央銀行單券	-	-	-	-	-	-	-	-	-	874,645
9. 中央銀行融通	-	-	-	-	-	-	-	-	73,739	-
10. 金融機構同業往來	-	-	-	-	-	-	-	-	-	-
11. 金融機構放款	-	-164,834	-	298,084	-	117,730	-	-104,446	-	-
12. 附條件交易	95,705	-	-56,633	-526	100	-	4,067	-	-	-101,220
13. 非金融部門放款	-31,941	29,380	65,511	56,793	-2	9,714	36,198	10,345	-	-
14. 短期票券	659	-	-30,416	-28,319	634	137,807	-	-	-	-
15. 政府債券	7,586	-	-11,926	-	-2,577	-	-1,816	294,796	-	-
16. 國內公司債	2,254	-	7,522	-26,917	479	26,620	-	-	-	-
17. 金融債券	-45,907	-	-7,355	-	3,429	-	-18	-	-	-
18. 共同基金	-396,179	-	-119,838	-	-121	-	-3,256	-	-	-
19. 上市上櫃公司股權	-17,858	-	-7,229	-7,462	-10	-	-1,806	-	-	-
20. 其他企業權益	173,722	-	72,337	135,132	12	11,040	35,302	-	-	-
21. 人壽保險準備	701,898	-	-	-	-	-	-	-	-	-
22. 退休基金準備	9,050	-	-	-	-	-	-	-	-	-
23. 應收、應付款	176,025	-64,846	-856,292	-633,821	-37,514	-54,980	-	-	-	-
24. 對外直接投資	17,740	-	287,317	-	111	-	-	-	-	-
25. 國外證券	-428,028	-	-835	-26,618	-	-	-	-	-	-
26. 中央銀行準備資產	-	-	-	-	-	-	-	-	828,078	-
27. 其他債權債務淨額	-453,170	-	-258,092	-	63,809	-	-257,241	-	34,873	-
合 計	639,432	-200,300	-641,197	-233,653	42,121	247,930	-172,373	200,695	936,690	867,222
金融性投資淨額	839,732	-	-407,544	-	-205,809	-	-373,068	-	69,468	-

資金流量表

Matrix for 2008

單位：新台幣百萬元

Millions of N.T.Dollars

金融機構 Financial institutions						國內 全體部門 All domestic sectors		國外 部門 Rest of the world		Items
其他貨幣機構 Other monetary financial institutions		保險公司及退休基金 Insurance companies & pension funds		其他金融機構 Other financial institutions		資金用途 Use of Funds	資金來源 Source of Funds	資金用途 Use of Funds	資金來源 Source of Funds	
資金用途 Use of Funds	資金來源 Source of Funds	資金用途 Use of Funds	資金來源 Source of Funds	資金用途 Use of Funds	資金來源 Source of Funds					
21,704	-	512	-	-5,399	-	92,614	92,614	-	-	1. Currency
-46,815	-238,719	69,592	-	-13,412	-	-131,252	-238,719	-107,467	-	2. Demand deposits
-46,267	2,312,435	75,630	-	207,495	-	2,148,271	2,312,435	164,164	-	3. Time deposits & foreign currency deposits
253,743	-	58,151	-	-3,141	-	-421,446	-	-	-421,446	4. Foreign deposits
-	48,877	-	-	-	-	16,185	16,185	-	-	5. Government deposits
10,858	-	-	-	-	-	10,858	10,858	-	-	6. Reserves against deposits
20,988	-	2,029	-	-	-	23,017	23,017	-	-	7. Deposits with Central Bank other than reserve requirements
867,565	-	-	-	7,080	-	874,645	874,645	-	-	8. Central Bank securities
-	75,839	-	-	-	-2,100	73,739	73,739	-	-	9. Accommodations from Central Bank
-28,314	-9,495	-	-	-9,495	-28,314	-37,809	-37,809	-	-	10. Interbank claims
804,282	-2,425	88,020	116,662	-272,231	-19,552	620,071	241,219	-	378,852	11. Loans by financial institutions
-2,130	2,877	-57,994	-	-96,577	-135,495	-113,461	-234,363	-120,902	-	12. Repurchase agreements
-	-32,572	-	-	-	-673	69,766	72,988	16,775	13,554	13. Loans by nonfinancial institutions
50,927	-	20,443	-78	-18,674	-87,459	23,572	21,950	-1,622	-	14. Short-term securities
190,955	-	134,918	-	-60,038	-	257,102	294,796	37,694	-	15. Government securities
44,703	-	87,305	-	-89,878	34,453	52,386	34,156	-18,230	-	16. Domestic corporate bonds
-23,583	-21,362	79,911	-	-27,849	-	-21,372	-21,362	10	-	17. Bank debentures
-4,823	-428	47,190	-	-1,832	-488,210	-478,860	-488,638	-9,778	-	18. Mutual funds
-856	-61,086	-2,024	3,900	-6,545	13,305	-36,328	-51,343	-15,015	-	19. Shares
7,031	-8,080	1,623	107,312	63,556	180,890	353,583	426,294	72,711	-	20. Other equities
-	-	-	701,898	-	-	701,898	701,898	-	-	21. Life insurance reserves
-	-	-	9,050	-	-	9,050	9,050	-	-	22. Pension fund reserves
-	-	-	-	-	-	-717,780	-753,647	-46,394	-10,527	23. Accounts receivable/payable
-221	-	2,327	-	17,982	-	325,255	-	-	325,255	24. Outward direct investment
-27,893	-	435,566	-	-89,971	-2,995	-111,161	-29,613	-29,613	-111,161	25. Outward securities investment and issuance
-	-	-	-	-	-	828,078	-	-	828,078	26. Reserve assets of Central Bank
53,196	-	167,638	-	-95,053	-	-744,040	-	198,682	-545,359	27. Net other assets & liabilities
2,145,049	2,065,861	1,210,839	938,744	-493,981	-536,151	3,666,580	3,350,349	141,015	457,246	Total
79,189	-	272,095	-	42,170	-	316,231	-	-316,231	-	<i>Net financial investment</i>

民國98年
Flow of Funds

項 目	家庭及非營利團體 Households & non-profit institutions		企 業 Business				政 府 Government		中央銀行 Central Bank	
	資金用途 Use of Funds	資金來源 Source of Funds	民 營 Private enterprises		公 營 Public enterprises		資金用途 Use of Funds	資金來源 Source of Funds	資金用途 Use of Funds	資金來源 Source of Funds
			Use of Funds	Source of Funds	Use of Funds	Source of Funds				
1. 通貨	61,161	-	22,490	-	-36	-	11	-	-	68,443
2. 活期性存款	1,905,311	-	317,533	-	4,414	-	-	-	-	-
3. 定期性存款及外匯存款	-846,452	-	69,577	-	-22,726	-	-	-	-	-
4. 國外存款	-673,284	-	-3,072	-	148	-	-	-	-	-
5. 政府存款	-	-	-	-	-	-	57,380	-	-	80,271
6. 準備性存款	-	-	-	-	-	-	-	-	-	110,314
7. 非準備存款	-	-	-	-	-	-	-	-	-	71,415
8. 中央銀行單券	-	-	-	-	-	-	-	-	-	1,593,540
9. 中央銀行融通	-	-	-	-	-	-	-	-	214,167	-
10. 金融機構同業往來	-	-	-	-	-	-	-	-	-	-
11. 金融機構放款	-	267,848	-	-236,656	-	-10,634	-	220,230	-	-
12. 附條件交易	-192,718	-	-17,642	-	70	-	-7,322	-	-	-
13. 非金融部門放款	-2,801	-29,998	42,183	39,634	-	3,208	-14,876	4,842	-	-
14. 短期票券	-1,169	-	-23,793	-37,703	-634	2,144	-	-	-	-
15. 政府債券	-29,690	-	-612	-	-1,548	-	1,346	409,742	-	-
16. 國內公司債	-137	-	286	-73,374	8,242	49,665	-	-	-	-
17. 金融債券	-8,735	-	-3,204	-	-2,914	-	-1	-	-	-
18. 共同基金	254,189	-	124,389	-	5,528	-	2,836	-	-	-
19. 上市上櫃公司股權	39,865	-	13,798	64,313	25	-	2,733	-	-	-
20. 其他企業權益	247,189	-	103,997	378,828	17	7,786	55,253	-	-	-
21. 人壽保險準備	1,130,993	-	-	-	-	-	-	-	-	-
22. 退休基金準備	343,585	-	-	-	-	-	-	-	-	-
23. 應收、應付款	34,103	1,628	739,737	763,789	20,033	38,469	-	-	-	-
24. 對外直接投資	-2,239	-	211,741	-	477	-	-	-	-	-
25. 國外證券	180,544	-	8,066	-53,067	-	-	-	-	-	-
26. 中央銀行準備資產	-	-	-	-	-	-	-	-	1,788,810	-
27. 其他債權債務淨額	750,857	-	-643,545	-	-61,922	-	30,875	-	-22,385	-
合 計	3,190,570	239,478	961,929	845,763	-50,824	90,638	128,235	634,814	1,980,592	1,923,983
金融性投資淨額	2,951,092	-	116,166	-	-141,462	-	-506,579	-	56,609	-

資金流量表
Matrix for 2009

單位：新台幣百萬元
Millions of N.T.Dollars

金融機構 Financial institutions						國內 全體部門 All domestic sectors		國外 部門 Rest of the world		Items
其他貨幣機構 Other monetary financial institutions		保險公司及退休基金 Insurance companies & pension funds		其他金融機構 Other financial institutions		資金用途 Use of Funds	資金來源 Source of Funds	資金用途 Use of Funds	資金來源 Source of Funds	
資金用途 Use of Funds	資金來源 Source of Funds	資金用途 Use of Funds	資金來源 Source of Funds	資金用途 Use of Funds	資金來源 Source of Funds					
-10,638	-	-420	-	-4,125	-	68,443	68,443	-	-	1. Currency
44,223	2,531,552	161,505	-	81,555	-	2,514,541	2,531,552	17,011	-	2. Demand deposits
37,084	-919,932	210,865	-	18,825	-	-532,827	-919,932	-387,105	-	3. Time deposits & foreign currency deposits
-241,555	-	-26,763	-	19,386	-	-925,141	-	-	-925,141	4. Foreign deposits
-	-22,891	-	-	-	-	57,380	57,380	-	-	5. Government deposits
110,314	-	-	-	-	-	110,314	110,314	-	-	6. Reserves against deposits
71,161	-	-709	-	963	-	71,415	71,415	-	-	7. Deposits with Central Bank other than reserve requirements
1,488,590	-	88,800	-	16,150	-	1,593,540	1,593,540	-	-	8. Central Bank securities
-	214,167	-	-	-	-	214,167	214,167	-	-	9. Accommodations from Central Bank
-7,869	540	-	-	540	-7,869	-7,329	-7,329	-	-	10. Interbank claims
271,172	-543	-60,721	-7,743	207,504	-11,457	417,955	221,045	-	196,910	11. Loans by financial institutions
-32,116	-131,641	62,118	-	-160,633	-212,562	-348,243	-344,203	4,040	-	12. Repurchase agreements
-	46,156	-	-	-	607	24,506	64,449	89,376	49,433	13. Loans by nonfinancial institutions
-66,562	-	4,455	-	48,921	-3,419	-38,781	-38,978	-197	-	14. Short-term securities
222,179	-	165,650	-	-89,265	-	268,061	409,742	141,681	-	15. Government securities
-31,795	-	69,533	-	-37,651	21,634	8,478	-2,075	-10,553	-	16. Domestic corporate bonds
-39,546	-83,581	30,742	-	-55,106	-	-78,763	-83,581	-4,818	-	17. Bank debentures
-10,145	-706	28,456	-	-2,998	403,212	402,256	402,506	250	-	18. Mutual funds
1,451	-3,525	3,596	7,013	12,589	37,531	74,057	105,332	31,275	-	19. Shares
11,253	61,443	2,385	14,107	86,879	48,980	506,973	511,143	4,171	-	20. Other equities
-	-	-	1,130,993	-	-	1,130,993	1,130,993	-	-	21. Life insurance reserves
-	-	-	343,585	-	-	343,585	343,585	-	-	22. Pension fund reserves
-	-	-	-	-	-	793,872	803,886	21,614	11,600	23. Accounts receivable/payable
5,295	-	-591	-	-19,661	-	195,022	-	-	195,022	24. Outward direct investment
72,575	-	687,826	-	98,609	5,718	1,047,619	-47,349	-47,349	1,047,619	25. Outward securities investment and issuance
-	-	-	-	-	-	1,788,810	-	-	1,788,810	26. Reserve assets of Central Bank
-21,849	-	-348,417	-	-251,369	-	-567,755	-	210,203	-357,551	27. Net other assets & liabilities
1,873,221	1,691,039	1,078,310	1,487,956	-28,887	282,375	9,133,147	7,196,045	69,599	2,006,701	Total
182,182	-	-409,645	-	-311,262	-	1,937,102	-	-1,937,102	-	<i>Net financial investment</i>

民國99年
Flow of Funds

項 目	家庭及非營利團體 Households & non-profit institutions		企 業 Business				政 府 Government		中央銀行 Central Bank	
	資金用途 Use of Funds	資金來源 Source of Funds	民 營 Private enterprises		公 營 Public enterprises		資金用途 Use of Funds	資金來源 Source of Funds	資金用途 Use of Funds	資金來源 Source of Funds
			資金用途 Use of Funds	資金來源 Source of Funds	資金用途 Use of Funds	資金來源 Source of Funds				
1. 通貨	90,303	-	-6,663	-	20	-	-23	-	-	82,124
2. 活期性存款	754,378	-	185,988	-	-1,806	-	-	-	-	-
3. 定期性存款及外匯存款	354,849	-	165,896	-	-2,894	-	-	-	-	-
4. 國外存款	-401,188	-	1,043	-	174	-	-	-	-	-
5. 政府存款	-	-	-	-	-	-	50,786	-	-	-20,413
6. 準備性存款	-	-	-	-	-	-	-	-	-	115,613
7. 非準備存款	-	-	-	-	-	-	-	-	-	12,516
8. 中央銀行單券	-	-	-	-	-	-	-	-	-	784,135
9. 中央銀行融通	-	-	-	-	-	-	-	-	-236,266	-
10. 金融機構同業往來	-	-	-	-	-	-	-	-	-	-
11. 金融機構放款	-	616,501	-	455,414	-	43,131	-	151,891	-	-
12. 附條件交易	11,024	-	61,724	-	1,937	-	340	-	-	-
13. 非金融部門放款	-19,186	-9,659	19,439	41,169	-	3,800	-3,290	11,834	-	-
14. 短期票券	1,083	-	-1,088	16,490	-	-56,772	-	-	-	-
15. 政府債券	-10,944	-	72	-	-243	-	5,250	348,421	-	-
16. 國內公司債	4,307	-	711	31,004	1,201	52,850	-	-	-	-
17. 金融債券	-15,565	-	-3,131	-	-45	-	-15	-	-	-
18. 共同基金	-29,622	-	-43,234	-	-5,166	-	242	-	-	-
19. 上市上櫃公司股權	-52,685	-	-19,505	-98,182	-43	-	-4,113	-	-	-
20. 其他企業權益	81,987	-	34,138	33,174	14	20,039	16,872	-	-	-
21. 人壽保險準備	1,251,292	-	-	-	-	-	-	-	-	-
22. 退休基金準備	230,250	-	-	-	-	-	-	-	-	-
23. 應收、應付款	178,458	66,953	479,063	564,387	1,439	13,981	-	-	-	-
24. 對外直接投資	26,520	-	313,581	-	-65	-	-	-	-	-
25. 國外證券	82,025	-	7,337	37,053	-	-	-	-	-	-
26. 中央銀行準備資產	-	-	-	-	-	-	-	-	1,271,154	-
27. 其他債權債務淨額	205,818	-	-695,750	-	-41,158	-	121,848	-	471,532	-
合 計	2,743,103	673,795	499,622	1,080,509	-46,635	77,029	187,898	512,146	1,506,420	973,975
金融性投資淨額	2,069,309	-	-580,886	-	-123,664	-	-324,248	-	532,445	-

資金流量表

Matrix for 2010

單位：新台幣百萬元

Millions of N.T.Dollars

金融機構 Financial institutions						國內 全體部門 All domestic sectors		國外 部門 Rest of the world		Items
其他貨幣機構 Other monetary financial institutions		保險公司及退休基金 Insurance companies & pension funds		其他金融機構 Other financial institutions		資金用途 Use of Funds	資金來源 Source of Funds	資金用途 Use of Funds	資金來源 Source of Funds	
資金用途 Use of Funds	資金來源 Source of Funds	資金用途 Use of Funds	資金來源 Source of Funds	資金用途 Use of Funds	資金來源 Source of Funds					
-1,111	-	-100	-	-302	-	82,124	82,124	-	-	1. Currency
3,094	931,245	-92,080	-	75,133	-	924,707	931,245	6,538	-	2. Demand deposits
30,833	680,074	-27,152	-	-32,395	-	489,137	680,074	190,937	-	3. Time deposits & foreign currency deposits
105,748	-	37,709	-	7,397	-	-249,117	-	-	-249,117	4. Foreign deposits
-	71,199	-	-	-	-	50,786	50,786	-	-	5. Government deposits
115,613	-	-	-	-	-	115,613	115,613	-	-	6. Reserves against deposits
13,962	-	-483	-	-963	-	12,516	12,516	-	-	7. Deposits with Central Bank other than reserve requirements
731,370	-	38,700	-	14,065	-	784,135	784,135	-	-	8. Central Bank securities
-	-236,266	-	-	-	-	-236,266	-236,266	-	-	9. Accommodations from Central Bank
-5,995	-45	-	-	-45	-5,995	-6,040	-6,040	-	-	10. Interbank claims
837,315	121	-14,245	-138,958	78,024	50,972	901,094	1,179,071	-	-277,977	11. Loans by financial institutions
43,363	84,326	13,911	-	-17,553	83,096	114,745	167,422	52,677	-	12. Repurchase agreements
-	80,829	-	-	-	12,653	-3,037	140,626	120,277	-23,386	13. Loans by nonfinancial institutions
-12,376	-	82,476	-	-33,997	76,380	36,098	36,098	-	-	14. Short-term securities
101,148	-	201,354	-	-3,905	-	292,731	348,421	55,690	-	15. Government securities
-25,210	-	82,592	-	-9,696	-18,589	53,906	65,265	11,359	-	16. Domestic corporate bonds
-25,138	3,327	78,022	-	-31,715	-	2,412	3,327	915	-	17. Bank debentures
-1,068	-546	-9,288	-	-1,242	-85,573	-89,378	-86,119	3,259	-	18. Mutual funds
-2,009	-29,193	-5,515	2,930	-16,302	-19,896	-100,171	-144,341	-44,170	-	19. Shares
2,942	66,720	718	20,967	31,905	87,237	168,576	228,138	59,562	-	20. Other equities
-	-	-	1,251,292	-	-	1,251,292	1,251,292	-	-	21. Life insurance reserves
-	-	-	230,250	-	-	230,250	230,250	-	-	22. Pension fund reserves
-	-	-	-	-	-	658,959	645,321	7,151	20,789	23. Accounts receivable/payable
4,851	-	850	-	22,386	-	368,123	-	-	368,123	24. Outward direct investment
87,268	-	808,188	-	74,778	-12,752	1,059,596	24,301	24,301	1,059,596	25. Outward securities investment and issuance
-	-	-	-	-	-	1,271,154	-	-	1,271,154	26. Reserve assets of Central Bank
-185,691	-	-111,396	-	25,568	-	-209,228	-	206,891	-2,337	27. Net other assets & liabilities
1,818,909	1,651,792	1,084,260	1,366,481	181,141	167,534	7,974,718	6,503,260	695,387	2,166,845	Total
167,117	-	-282,220	-	13,607	-	1,471,458	-	-1,471,458	-	Net financial investment

民國100年
Flow of Funds

項 目	家庭及非營利團體 Households & non-profit institutions		企 業 Business				政 府 Government		中央銀行 Central Bank	
	資金用途 Use of Funds	資金來源 Source of Funds	民 營 Private enterprises		公 營 Public enterprises		資金用途 Use of Funds	資金來源 Source of Funds	資金用途 Use of Funds	資金來源 Source of Funds
			資金用途 Use of Funds	資金來源 Source of Funds	資金用途 Use of Funds	資金來源 Source of Funds				
1. 通貨	112,797	-	229	-	-18	-	12	-	-	115,748
2. 活期性存款	371,982	-	-21,000	-	3,933	-	-	-	-	-
3. 定期性存款及外匯存款	761,982	-	72,385	-	-8,764	-	-	-	-	-
4. 國外存款	-594,631	-	277	-	-281	-	-	-	-	-
5. 政府存款	-	-	-	-	-	-	-90,262	-	-	-31,627
6. 準備性存款	-	-	-	-	-	-	-	-	-	103,735
7. 非準備存款	-	-	-	-	-	-	-	-	-	92
8. 中央銀行單券	-	-	-	-	-	-	-	-	-	-30,465
9. 中央銀行融通	-	-	-	-	-	-	-	-	183,101	-
10. 金融機構同業往來	-	-	-	-	-	-	-	-	-	-
11. 金融機構放款	-	190,271	-	738,541	-	-6,343	-	6,735	-	-
12. 附條件交易	129,797	-	-10,955	-	604	-	499	-	-	-
13. 非金融部門放款	18,725	14,950	112,251	180,567	-	30,096	-14,165	-3,027	-	-
14. 短期票券	1,457	-	13,880	65,268	-	37,346	-	-	-	-
15. 政府債券	7,271	-	-105	-	179	-	6,488	227,235	-	-
16. 國內公司債	9,943	-	-2,529	79,505	-2,058	57,530	-	-	-	-
17. 金融債券	-11,717	-	202	-	-2,194	-	32	-	-	-
18. 共同基金	-62,028	-	-21,406	-	-1,135	-	-1,363	-	-	-
19. 上市上櫃公司股權	60,542	-	22,695	113,205	77	-	5,261	-	-	-
20. 其他企業權益	75,385	-	33,126	-83,245	15	38,488	15,678	-	-	-
21. 人壽保險準備	957,943	-	-	-	-	-	-	-	-	-
22. 退休基金準備	100,937	-	-	-	-	-	-	-	-	-
23. 應收、應付款	56,402	18,151	444,686	493,872	10,405	26,608	-	-	-	-
24. 對外直接投資	24,121	-	315,906	-	-398	-	-	-	-	-
25. 國外證券	1,218	-	4,351	40,183	-	-	-	-	-	-
26. 中央銀行準備資產	-	-	-	-	-	-	-	-	183,826	-
27. 其他債權債務淨額	103,569	-	515,287	-	-41,455	-	53,382	-	-396,036	-
合 計	2,125,696	223,371	1,479,279	1,627,896	-41,091	183,724	-24,437	230,943	-29,109	157,483
金融性投資淨額	1,902,325	-	-148,617	-	-224,816	-	-255,380	-	-186,592	-

資金流量表

Matrix for 2011

單位：新台幣百萬元

Millions of N.T.Dollars

金融機構 Financial institutions						國內 全體部門 All domestic sectors		國外 部門 Rest of the world		Items
其他貨幣機構 Other monetary financial institutions		保險公司及退休基金 Insurance companies & pension funds		其他金融機構 Other financial institutions		資金用途 Use of Funds	資金來源 Source of Funds	資金用途 Use of Funds	資金來源 Source of Funds	
資金用途 Use of Funds	資金來源 Source of Funds	資金用途 Use of Funds	資金來源 Source of Funds	資金用途 Use of Funds	資金來源 Source of Funds					
4,257	-	-155	-	-1,375	-	115,748	115,748	-	-	1. Currency
-27,971	290,975	-26,704	-	2,335	-	302,574	290,975	-11,599	-	2. Demand deposits
26,746	1,527,121	134,448	-	81,913	-	1,068,709	1,527,121	458,412	-	3. Time deposits & foreign currency deposits
148,823	-	105,773	-	1,027	-	-339,012	-	-	-339,012	4. Foreign deposits
-	-58,635	-	-	-	-	-90,262	-90,262	-	-	5. Government deposits
103,735	-	-	-	-	-	103,735	103,735	-	-	6. Reserves against deposits
-446	-	540	-	-2	-	92	92	-	-	7. Deposits with Central Bank other than reserve requirements
17,850	-	-35,700	-	-12,615	-	-30,465	-30,465	-	-	8. Central Bank securities
-	183,101	-	-	-	-	183,101	183,101	-	-	9. Accommodations from Central Bank
2,286	-1,204	-	-	-1,204	2,286	1,082	1,082	-	-	10. Interbank claims
1,643,189	1,058	6,278	-23,802	-111,194	66,023	1,538,273	972,481	-	565,791	11. Loans by financial institutions
-5,246	8,701	-13,948	-	-30,562	67,237	70,190	75,938	5,748	-	12. Repurchase agreements
-	199,308	-	-	-	-25,020	116,812	396,873	323,065	43,004	13. Loans by nonfinancial institutions
41,864	-	13,947	-	-22,575	-54,041	48,573	48,573	-	-	14. Short-term securities
112,519	-	182,982	-	24,120	-	333,453	227,235	-106,218	-	15. Government securities
64,996	-	26,518	3,405	23,638	10,216	120,507	150,656	30,149	-	16. Domestic corporate bonds
9,785	84,648	89,266	-	-659	-	84,714	84,648	-66	-	17. Bank debentures
-10,563	198	-52,794	-	-6,634	-165,311	-155,923	-165,113	-9,191	-	18. Mutual funds
2,684	10,700	8,200	9,000	23,677	43,904	123,136	176,809	53,673	-	19. Shares
2,102	96,332	575	28,643	29,646	41,182	156,527	121,399	-35,128	-	20. Other equities
-	-	-	957,943	-	-	957,943	957,943	-	-	21. Life insurance reserves
-	-	-	100,937	-	-	100,937	100,937	-	-	22. Pension fund reserves
-	-	-	-	-	-	511,493	538,630	9,252	-17,885	23. Accounts receivable/payable
3,534	-	99	-	30,017	-	373,279	-	-	373,279	24. Outward direct investment
-26,665	-	592,119	-	3,614	-	574,637	40,183	40,183	574,637	25. Outward securities investment and issuance
-	-	-	-	-	-	183,826	-	-	183,826	26. Reserve assets of Central Bank
140,441	-	-322,324	-	-1,321	-	51,542	-	-238,294	-186,752	27. Net other assets & liabilities
2,253,920	2,342,303	709,121	1,076,125	31,844	-13,525	6,505,222	5,828,320	519,986	1,196,888	Total
-88,383	-	-367,004	-	45,369	-	676,902	-	-676,902	-	<i>Net financial investment</i>

民國101年
Flow of Funds

項 目	家庭及非營利團體 Households & non-profit institutions		企 業 Business				政 府 Government		中央銀行 Central Bank	
	資金用途 Use of Funds	資金來源 Source of Funds	民 營 Private enterprises		公 營 Public enterprises		資金用途 Use of Funds	資金來源 Source of Funds	資金用途 Use of Funds	資金來源 Source of Funds
			資金用途 Use of Funds	資金來源 Source of Funds	資金用途 Use of Funds	資金來源 Source of Funds				
1. 通貨	66,607	-	25,102	-	31	-	-7	-	-	116,930
2. 活期性存款	615,861	-	35,024	-	11,974	-	-	-	-	-
3. 定期性存款及外匯存款	406,142	-	10,199	-	4,858	-	-	-	-	-
4. 國外存款	-322,628	-	590	-	-35	-	-	-	-	-
5. 政府存款	-	-	-	-	-	-	-25,307	-	-	-14,339
6. 準備性存款	-	-	-	-	-	-	-	-	-	64,209
7. 非準備存款	-	-	-	-	-	-	-	-	-	16,206
8. 中央銀行單券	-	-	-	-	-	-	-	-	-	-39,595
9. 中央銀行融通	-	-	-	-	-	-	-	-	-221,380	-
10. 金融機構同業往來	-	-	-	-	-	-	-	-	-	-
11. 金融機構放款	-	330,947	-	254,855	-	-73,901	-	10,077	-	-
12. 附條件交易	-173,254	-	-25,347	-	-2,911	-	649	-	-	-
13. 非金融部門放款	-11,490	-16,480	38,399	-46,511	-	-32,131	-20,722	2,894	-	-
14. 短期票券	8,611	-	4,409	58,513	-	193,002	-	-	-	-
15. 政府債券	-7,957	-	-24	-	641	-	5,342	305,412	-	-
16. 國內公司債	14,578	-	-1,688	154,112	1,146	55,955	-	-	-	-
17. 金融債券	-20,001	-	11	-	1,771	-	-64	-	-	-
18. 共同基金	104,832	-	-42,107	-	-1,319	-	802	-	-	-
19. 上市上櫃公司股權	31,470	-	12,032	56,317	50	-	2,754	-	-	-
20. 其他企業權益	58,019	-	25,227	122,287	11	-97,860	10,541	-	-	-
21. 人壽保險準備	1,365,034	-	-	-	-	-	-	-	-	-
22. 退休基金準備	267,257	-	-	-	-	-	-	-	-	-
23. 應收、應付款	-83,541	65,932	619,213	458,782	-9,775	5,536	-	-	-	-
24. 對外直接投資	22,002	-	304,731	-	-342	-	-	-	-	-
25. 國外證券	70,321	-	8,530	14,414	-	-	-	-	-	-
26. 中央銀行準備資產	-	-	-	-	-	-	-	-	458,543	-
27. 其他債權債務淨額	233,849	-	-951,802	-	-15,433	-	-45,619	-	347,946	-
合 計	2,645,713	380,400	62,502	1,072,770	-9,332	50,602	-71,631	318,383	585,109	143,411
金融性投資淨額	2,265,313	-	-1,010,267	-	-59,934	-	-390,014	-	441,698	-

資金流量表
Matrix for 2012

單位：新台幣百萬元
Millions of N.T.Dollars

金融機構 Financial institutions						國內 全體部門 All domestic sectors		國外 部門 Rest of the world		Items
其他貨幣機構 Other monetary financial institutions		保險公司及退休基金 Insurance companies & pension funds		其他金融機構 Other financial institutions		資金用途 Use of Funds	資金來源 Source of Funds	資金用途 Use of Funds	資金來源 Source of Funds	
資金用途 Use of Funds	資金來源 Source of Funds	資金用途 Use of Funds	資金來源 Source of Funds	資金用途 Use of Funds	資金來源 Source of Funds					
21,062	-	515	-	3,621	-	116,930	116,930	-	-	1. Currency
1,933	622,148	26,004	-	-58,073	-	632,724	622,148	-10,576	-	2. Demand deposits
1,735	693,092	170,241	-	49,500	-	642,676	693,092	50,416	-	3. Time deposits & foreign currency deposits
-115,554	-	15,798	-	2,346	-	-419,482	-	-	-419,482	4. Foreign deposits
-	-10,968	-	-	-	-	-25,307	-25,307	-	-	5. Government deposits
64,209	-	-	-	-	-	64,209	64,209	-	-	6. Reserves against deposits
16,733	-	-527	-	-	-	16,206	16,206	-	-	7. Deposits with Central Bank other than reserve requirements
-21,965	-	-20,700	-	3,070	-	-39,595	-39,595	-	-	8. Central Bank securities
-	-221,380	-	-	-	-	-221,380	-221,380	-	-	9. Accommodations from Central Bank
20,646	187	-	-	187	20,646	20,833	20,833	-	-	10. Interbank claims
619,117	817	56,050	-24,737	-42,956	105,835	632,212	603,894	-	28,319	11. Loans by financial institutions
86,080	-101,174	-203	-	-90,321	-86,043	-205,307	-187,217	18,090	-	12. Repurchase agreements
-	40,207	-	-	-	-1,457	6,187	-53,476	-59,136	527	13. Loans by nonfinancial institutions
281,455	-	-64,998	-	57,546	35,507	287,023	287,023	-	-	14. Short-term securities
319,243	-	62,332	-	-33,682	-	345,895	305,412	-40,483	-	15. Government securities
102,947	-	85,085	3,980	2,314	6,838	204,382	220,885	16,503	-	16. Domestic corporate bonds
3,980	121,690	128,414	-	4,203	-	118,314	121,690	3,376	-	17. Bank debentures
8,426	-1,020	27,044	-	10,909	109,421	108,587	108,401	-186	-	18. Mutual funds
1,373	-	4,733	1,014	9,407	32,527	61,820	89,858	28,039	-	19. Shares
1,606	82,188	669	-26,245	24,370	-6,363	120,443	74,006	-46,436	-	20. Other equities
-	-	-	1,365,034	-	-	1,365,034	1,365,034	-	-	21. Life insurance reserves
-	-	-	267,257	-	-	267,257	267,257	-	-	22. Pension fund reserves
-	-	-	-	-	-	525,897	530,250	-918	-5,271	23. Accounts receivable/payable
6,179	-	2,411	-	54,532	-	389,513	-	-	389,513	24. Outward direct investment
129,502	-	1,020,225	-	125,078	7,522	1,353,656	21,936	21,936	1,353,656	25. Outward securities investment and issuance
-	-	-	-	-	-	458,543	-	-	458,543	26. Reserve assets of Central Bank
14,076	-	-102,457	-	59,870	-	-459,569	-	556,879	97,310	27. Net other assets & liabilities
1,562,783	1,225,788	1,410,635	1,586,303	181,921	224,433	6,367,701	5,002,089	537,504	1,903,115	Total
336,995	-	-175,668	-	-42,512	-	1,365,611	-	-1,365,611	-	<i>Net financial investment</i>

民國102年
Flow of Funds

項 目	家庭及非營利團體 Households & non-profit institutions		企 業 Business				政 府 Government		中央銀行 Central Bank	
	資金用途 Use of Funds	資金來源 Source of Funds	民 營 Private enterprises		公 營 Public enterprises		資金用途 Use of Funds	資金來源 Source of Funds	資金用途 Use of Funds	資金來源 Source of Funds
			資金用途 Use of Funds	資金來源 Source of Funds	資金用途 Use of Funds	資金來源 Source of Funds				
1. 通貨	132,112	-	-6,577	-	-7	-	4	-	-	118,452
2. 活期性存款	610,432	-	321,554	-	-6,017	-	-	-	-	-
3. 定期性存款及外匯存款	581,131	-	172,900	-	-19,243	-	-	-	-	-
4. 國外存款	-471,568	-	-2,073	-	-45	-	-	-	-	-
5. 政府存款	-	-	-	-	-	-	-56,217	-	-	-19,492
6. 準備性存款	-	-	-	-	-	-	-	-	-	101,355
7. 非準備存款	-	-	-	-	-	-	-	-	-	26,987
8. 中央銀行單券	-	-	-	-	-	-	-	-	-	200,660
9. 中央銀行融通	-	-	-	-	-	-	-	-	213,042	-
10. 金融機構同業往來	-	-	-	-	-	-	-	-	-	-
11. 金融機構放款	-	790,243	-	259,352	-	5,416	-	-209,742	-	-
12. 附條件交易	-165,912	-	-5,537	-	400	-	18,293	-	-	-
13. 非金融部門放款	-7,347	-12,303	-265	-41,451	-	-16,783	-21,529	-667	-	-
14. 短期票券	5,265	-	-5,350	99,754	-	55,984	-	-	-	-
15. 政府債券	3,034	-	-629	-	-261	-	29,621	303,348	-	-
16. 國內公司債	13,703	-	-8,520	181,802	151	18,600	-	-	-	-
17. 金融債券	19,815	-	309	-	850	-	-	-	-	-
18. 共同基金	12,475	-	-54,145	-	3,032	-	8,659	-	-	-
19. 上市上櫃公司股權	58,873	-	22,290	100,642	145	-	4,864	-	-	-
20. 其他企業權益	216,155	-	97,460	412,862	10	1,356	38,629	-	-	-
21. 人壽保險準備	1,582,291	-	-	-	-	-	-	-	-	-
22. 退休基金準備	289,417	-	-	-	-	-	-	-	-	-
23. 應收、應付款	112,633	133,795	876,757	883,718	46,328	5,344	-	-	-	-
24. 對外直接投資	26,301	-	360,416	-	5,290	-	-	-	-	-
25. 國外證券	-47,816	-	7,201	-10,255	432	-	-	-	-	-
26. 中央銀行準備資產	-	-	-	-	-	-	-	-	336,937	-
27. 其他債權債務淨額	293,822	-	124,852	-	221,961	-	-69,212	-	-506,006	-
合 計	3,264,816	911,736	1,900,643	1,886,423	253,026	69,916	-46,888	92,939	43,973	427,962
金融性投資淨額	2,353,080	-	14,220	-	183,110	-	-139,828	-	-383,989	-

資金流量表
Matrix for 2013

單位：新台幣百萬元
Millions of N.T.Dollars

金融機構 Financial institutions						國內 全體部門 All domestic sectors		國外 部門 Rest of the world		Items
其他貨幣機構 Other monetary financial institutions		保險公司及退休基金 Insurance companies & pension funds		其他金融機構 Other financial institutions		資金用途 Use of Funds	資金來源 Source of Funds	資金用途 Use of Funds	資金來源 Source of Funds	
資金用途 Use of Funds	資金來源 Source of Funds	資金用途 Use of Funds	資金來源 Source of Funds	資金用途 Use of Funds	資金來源 Source of Funds					
-7,987	-	-417	-	1,324	-	118,452	118,452	-	-	1. Currency
7,806	1,047,110	107,715	-	17,025	-	1,058,513	1,047,110	-11,403	-	2. Demand deposits
-20,218	1,565,611	-15,444	-	88,609	-	787,735	1,565,611	777,876	-	3. Time deposits & foreign currency deposits
1,054,959	-	-37,637	-	5,739	-	549,375	-	-	549,375	4. Foreign deposits
-	-36,725	-	-	-	-	-56,217	-56,217	-	-	5. Government deposits
101,355	-	-	-	-	-	101,355	101,355	-	-	6. Reserves against deposits
-169	-	27,156	-	-	-	26,987	26,987	-	-	7. Deposits with Central Bank other than reserve requirements
211,130	-	-31,800	-	21,330	-	200,660	200,660	-	-	8. Central Bank securities
-	213,042	-	-	-	-	213,042	213,042	-	-	9. Accommodations from Central Bank
22,662	1,197	-	-	1,197	22,662	23,859	23,859	-	-	10. Interbank claims
1,239,781	3,526	199,838	-2,754	54,650	109,179	1,494,269	955,220	-	539,049	11. Loans by financial institutions
39,234	-26,010	-9,688	107	-35,494	4,535	-158,703	-21,368	140,305	2,970	12. Repurchase agreements
-	503,133	-	-	-	5,190	-29,142	437,120	465,295	-966	13. Loans by nonfinancial institutions
135,697	-	-39,655	-	79,552	19,771	175,509	175,509	-	-	14. Short-term securities
277,940	-	82,483	-	-61,750	-	330,439	303,348	-27,091	-	15. Government securities
73,279	-	110,395	-950	22,143	8,169	211,151	207,621	-3,530	-	16. Domestic corporate bonds
-3,494	7,672	-21,114	-	2,420	-	-1,213	7,672	8,885	-	17. Bank debentures
5,089	82	139,410	-	8,131	121,067	122,651	121,149	-1,502	-	18. Mutual funds
2,410	-13,281	9,151	-	20,867	86,209	118,599	173,570	54,971	-	19. Shares
5,990	89,355	1,152	14,735	99,370	-3,652	458,766	514,655	55,889	-	20. Other equities
-	-	-	1,582,291	-	-	1,582,291	1,582,291	-	-	21. Life insurance reserves
-	-	-	289,417	-	-	289,417	289,417	-	-	22. Pension fund reserves
-	-	-	-	-	-	1,035,718	1,022,857	3,959	16,820	23. Accounts receivable/payable
20,323	-	2,115	-	10,730	-	425,175	-	-	425,175	24. Outward direct investment
163,437	-	941,980	-	38,696	-	1,103,930	-10,255	-10,255	1,103,930	25. Outward securities investment and issuance
-	-	-	-	-	-	336,937	-	-	336,937	26. Reserve assets of Central Bank
439,301	-	-224,455	-	-51,056	-	229,206	-	-102,488	126,718	27. Net other assets & liabilities
3,768,524	3,354,712	1,241,185	1,882,845	323,483	373,130	10,748,761	8,999,664	1,350,911	3,100,008	Total
413,812	-	-641,661	-	-49,647	-	1,749,097	-	-1,749,097	-	<i>Net financial investment</i>

民國103年
Flow of Funds

項 目	家庭及非營利團體 Households & non-profit institutions		企 業 Business				政 府 Government		中央銀行 Central Bank	
	資金用途 Use of Funds	資金來源 Source of Funds	民 營 Private enterprises		公 營 Public enterprises		資金用途 Use of Funds	資金來源 Source of Funds	資金用途 Use of Funds	資金來源 Source of Funds
			資金用途 Use of Funds	資金來源 Source of Funds	資金用途 Use of Funds	資金來源 Source of Funds				
1. 通貨	147,012	-	-13,386	-	63	-	-1	-	-	150,735
2. 活期性存款	670,538	-	108,771	-	-8,168	-	-	-	-	-
3. 定期性存款及外匯存款	907,148	-	402,353	-	-5,551	-	-	-	-	-
4. 國外存款	-844,501	-	249	-	18	-	-	-	-	-
5. 政府存款	-	-	-	-	-	-	88,594	-	-	-21,687
6. 準備性存款	-	-	-	-	-	-	-	-	-	-6,845
7. 非準備存款	-	-	-	-	-	-	-	-	-	11,980
8. 中央銀行單券	-	-	-	-	-	-	-	-	-	263,090
9. 中央銀行融通	-	-	-	-	-	-	-	-	235,740	-
10. 金融機構同業往來	-	-	-	-	-	-	-	-	-	-
11. 金融機構放款	-	824,527	-	528,587	-	-65,646	-	-14,691	-	-
12. 附條件交易	19,255	-	4,156	-	2,000	-	-8,307	-	-	-
13. 非金融部門放款	11,637	-18,182	-44,687	35,543	-	-1,012	12,863	20,557	-	-
14. 短期票券	3,231	-	11,311	47,989	-	-3,358	-	-	-	-
15. 政府債券	9,304	-	287	-	-10	-	10,156	133,991	-	-
16. 國內公司債	9,496	-	-3,425	76,856	2,664	46,735	-	-	-	-
17. 金融債券	-25,507	-	1,525	-	1,507	-	-	-	-	-
18. 共同基金	32,083	-	-10,978	-	-2,536	-	989	-	-	-
19. 上市上櫃公司股權	-28,298	-	-11,274	-119,251	-101	-	-2,353	-	-	-
20. 其他企業權益	227,295	-	100,624	117,287	-	10,066	39,650	-	-595	-
21. 人壽保險準備	1,427,934	-	-	-	-	-	-	-	-	-
22. 退休基金準備	303,759	-	-	-	-	-	-	-	-	-
23. 應收、應付款	211,164	-49,156	217,993	457,486	-21,152	-13,626	-	-	-	-
24. 對外直接投資	27,070	-	184,083	-	353	-	-	-	-	-
25. 國外證券	21,854	-	12,315	-44,046	42	-	-	-	-	-
26. 中央銀行準備資產	-	-	-	-	-	-	-	-	395,240	-
27. 其他債權債務淨額	300,460	-	518,028	-	-10,931	-	28,132	-	-551,290	-
合 計	3,430,934	757,190	1,477,945	1,100,451	-41,801	-26,840	169,722	139,857	79,095	397,273
金融性投資淨額	2,673,744	-	377,494	-	-14,961	-	29,865	-	-318,178	-

資金流量表

Matrix for 2014

單位：新台幣百萬元

Millions of N.T.Dollars

金融機構 Financial institutions						國內 全體部門 All domestic sectors		國外 部門 Rest of the world		Items
其他貨幣機構 Other monetary financial institutions		保險公司及退休基金 Insurance companies & pension funds		其他金融機構 Other financial institutions		資金用途 Use of Funds	資金來源 Source of Funds	資金用途 Use of Funds	資金來源 Source of Funds	
資金用途 Use of Funds	資金來源 Source of Funds	資金用途 Use of Funds	資金來源 Source of Funds	資金用途 Use of Funds	資金來源 Source of Funds					
19,482	-	-280	-	-2,156	-	150,735	150,735	-	-	1. Currency
2,907	750,424	-104,649	-	75,994	-	745,393	750,424	5,031	-	2. Demand deposits
11,100	1,514,339	-250,771	-	-64,624	-	999,655	1,514,339	514,684	-	3. Time deposits & foreign currency deposits
720,116	-	48,773	-	-24,961	-	-100,306	-	-	-100,306	4. Foreign deposits
-	110,281	-	-	-	-	88,594	88,594	-	-	5. Government deposits
-6,845	-	-	-	-	-	-6,845	-6,845	-	-	6. Reserves against deposits
-2,713	-	14,693	-	-	-	11,980	11,980	-	-	7. Deposits with Central Bank other than reserve requirements
294,940	-	-22,400	-	-9,450	-	263,090	263,090	-	-	8. Central Bank securities
-	235,740	-	-	-	-	235,740	235,740	-	-	9. Accommodations from Central Bank
-7,344	-1,497	-	-	-1,497	-7,344	-8,841	-8,841	-	-	10. Interbank claims
1,429,110	46	108,221	-921	138,028	-12,177	1,675,359	1,259,725	-	415,634	11. Loans by financial institutions
74,757	61,880	31,210	4,893	6,093	92,460	129,164	159,233	30,206	137	12. Repurchase agreements
-	-8,342	-	-	-	-2,941	-20,187	25,624	41,126	-4,685	13. Loans by nonfinancial institutions
30,284	-	43,179	-	19,701	63,075	107,706	107,706	-	-	14. Short-term securities
248,744	-	-150,625	-	26,461	-	144,316	133,991	-10,325	-	15. Government securities
54,952	-	23,967	4,515	62,044	15,774	149,698	143,880	-5,818	-	16. Domestic corporate bonds
3,772	243,801	205,995	-	27,623	-	214,915	243,801	28,886	-	17. Bank debentures
1,049	-372	-28,166	-	14,866	8,037	7,306	7,665	358	-	18. Mutual funds
-947	4,106	-4,984	1,149	-10,791	23,564	-58,747	-90,432	-31,684	-	19. Shares
5,481	125,514	1,692	12,024	107,806	223,701	481,953	488,592	6,639	-	20. Other equities
-	-	-	1,427,934	-	-	1,427,934	1,427,934	-	-	21. Life insurance reserves
-	-	-	303,759	-	-	303,759	303,759	-	-	22. Pension fund reserves
-	-	-	-	-	-	408,006	394,705	-19,618	-6,317	23. Accounts receivable/payable
72,737	-	23,376	-	77,752	-	385,370	-	-	385,370	24. Outward direct investment
30,399	-	1,576,157	-	93,126	-	1,733,893	-44,046	-44,046	1,733,893	25. Outward securities investment and issuance
-	-	-	-	-	-	395,240	-	-	395,240	26. Reserve assets of Central Bank
132,645	-	-349,119	-	-106,832	-	-38,907	-	-83,743	-122,650	27. Net other assets & liabilities
3,114,626	3,035,920	1,166,269	1,753,353	429,183	404,149	9,825,972	7,561,353	431,695	2,696,315	Total
78,706	-	-587,084	-	25,034	-	2,264,620	-	-2,264,620	-	<i>Net financial investment</i>

民國104年
Flow of Funds

項 目	家庭及非營利團體 Households & non-profit institutions		企 業 Business				政 府 Government		中央銀行 Central Bank	
	資金用途 Use of Funds	資金來源 Source of Funds	民 營 Private enterprises		公 營 Public enterprises		資金用途 Use of Funds	資金來源 Source of Funds	資金用途 Use of Funds	資金來源 Source of Funds
			資金用途 Use of Funds	資金來源 Source of Funds	資金用途 Use of Funds	資金來源 Source of Funds				
1. 通貨	88,248	-	20,669	-	-14	-	-2	-	-	97,905
2. 活期性存款	413,823	-	196,609	-	3,536	-	-	-	-	-
3. 定期性存款及外匯存款	946,937	-	163,652	-	3,474	-	-	-	-	-
4. 國外存款	-434,368	-	-1,043	-	6	-	-	-	-	-
5. 政府存款	-	-	-	-	-	-	179,445	-	-	65,075
6. 準備性存款	-	-	-	-	-	-	-	-	-	92,464
7. 非準備存款	-	-	-	-	-	-	-	-	-	-3,220
8. 中央銀行單券	-	-	-	-	-	-	-	-	-	438,400
9. 中央銀行融通	-	-	-	-	-	-	-	-	428,594	-
10. 金融機構同業往來	-	-	-	-	-	-	-	-	-	-
11. 金融機構放款	-	491,868	-	332,509	-	-34,696	-	-69,280	-	-
12. 附條件交易	85,715	-	-18,079	-	-920	-	-6,917	-	-	-
13. 非金融部門放款	5,202	-3,737	35,002	63,155	-	-3,181	-31,252	-15,865	-	-
14. 短期票券	1,172	-	-18	35,737	731	-104,719	-	-	-	-
15. 政府債券	3,873	-	-51	-	1,382	-	19,240	91,374	-	-
16. 國內公司債	-162	-	1,293	-8,646	4,242	825	10,000	-	-	-
17. 金融債券	10,462	-	1,509	-	541	-	5,000	-	-	-
18. 共同基金	-12,856	-	82,825	-	1,683	-	1,586	-	-	-
19. 上市上櫃公司股權	59,222	-	23,852	118,695	241	-	5,125	-	-	-
20. 其他企業權益	107,163	-	48,305	71,248	43	10,893	18,738	-	-	-
21. 人壽保險準備	1,621,038	-	-	-	-	-	-	-	-	-
22. 退休基金準備	147,787	-	-	-	-	-	-	-	-	-
23. 應收、應付款	144,068	-136,973	-374,508	-80,304	-39,222	-32,097	-	-	-	-
24. 對外直接投資	19,264	-	347,363	-	-2,385	-	-	-	-	-
25. 國外證券	-82,214	-	9,688	8,966	2,485	-	-	-	-	-
26. 中央銀行準備資產	-	-	-	-	-	-	-	-	478,821	-
27. 其他債權債務淨額	36,895	-	717,287	-	-24,176	-	66,760	-	-464,777	-
合 計	3,161,269	351,158	1,254,356	541,360	-48,354	-162,975	267,723	6,229	442,638	690,624
金融性投資淨額	2,810,111	-	712,996	-	114,620	-	261,495	-	-247,986	-

資金流量表

Matrix for 2015

單位：新台幣百萬元

Millions of N.T.Dollars

金融機構 Financial institutions						國內 全體部門 All domestic sectors		國外 部門 Rest of the world		Items
其他貨幣機構 Other monetary financial institutions		保險公司及退休基金 Insurance companies & pension funds		其他金融機構 Other financial institutions		資金用途 Use of Funds	資金來源 Source of Funds	資金用途 Use of Funds	資金來源 Source of Funds	
資金用途 Use of Funds	資金來源 Source of Funds	資金用途 Use of Funds	資金來源 Source of Funds	資金用途 Use of Funds	資金來源 Source of Funds					
-6,606	-	17	-	-4,408	-	97,905	97,905	-	-	1. Currency
10,081	963,721	177,001	-	181,485	-	982,534	963,721	-18,813	-	2. Demand deposits
90,140	762,747	-165,614	-	-45,582	-	993,008	762,747	-230,261	-	3. Time deposits & foreign currency deposits
-74,482	-	-59,801	-	46,721	-	-522,968	-	-	-522,968	4. Foreign deposits
-	114,370	-	-	-	-	179,445	179,445	-	-	5. Government deposits
92,464	-	-	-	-	-	92,464	92,464	-	-	6. Reserves against deposits
-9,701	-	6,480	-	1	-	-3,220	-3,220	-	-	7. Deposits with Central Bank other than reserve requirements
392,400	-	45,600	-	400	-	438,400	438,400	-	-	8. Central Bank securities
-	428,594	-	-	-	-	428,594	428,594	-	-	9. Accommodations from Central Bank
4,431	103	-	-	103	4,431	4,534	4,534	-	-	10. Interbank claims
941,973	-569	-11,516	-59	153,646	162,452	1,084,102	882,225	-	201,877	11. Loans by financial institutions
42,924	35,073	120,798	8,500	98,884	169,469	322,406	213,042	-112,338	-2,974	12. Repurchase agreements
-	29,305	-	-	-	3,694	8,952	73,369	76,126	11,709	13. Loans by nonfinancial institutions
46,660	-	-88,675	-	79,187	108,038	39,056	39,056	-	-	14. Short-term securities
272,234	-	-227,300	-	43,402	-	112,778	91,374	-21,404	-	15. Government securities
126,555	-	-158,581	-	58,850	5,359	42,197	-2,462	-44,659	-	16. Domestic corporate bonds
21,101	12,292	-13,732	-	-488	-	24,393	12,292	-12,101	-	17. Bank debentures
10,405	-30	124,040	-	20,430	228,871	228,112	228,841	729	-	18. Mutual funds
1,930	1,500	10,798	1,700	22,130	69,552	123,298	191,447	68,149	-	19. Shares
2,150	104,151	1,027	41,227	52,898	15,596	230,324	243,115	12,791	-	20. Other equities
-	-	-	1,621,038	-	-	1,621,038	1,621,038	-	-	21. Life insurance reserves
-	-	-	147,787	-	-	147,787	147,787	-	-	22. Pension fund reserves
-	-	-	-	-	-	-269,661	-249,374	-8,389	-28,676	23. Accounts receivable/payable
16,912	-	63,118	-	-8,895	-	435,376	-	-	435,376	24. Outward direct investment
339,522	-	1,566,455	-	-38,805	-	1,797,132	8,966	8,966	1,797,132	25. Outward securities investment and issuance
-	-	-	-	-	-	478,821	-	-	478,821	26. Reserve assets of Central Bank
-303,361	-	-132,453	-	-150,592	-	-254,418	-	-282,766	-537,184	27. Net other assets & liabilities
2,017,731	2,451,257	1,257,661	1,820,193	509,367	767,462	8,862,390	6,465,307	-563,970	1,833,113	Total
-433,525	-	-562,532	-	-258,095	-	2,397,083	-	-2,397,083	-	<i>Net financial investment</i>

民國105年
Flow of Funds

項 目	家庭及非營利團體 Households & non-profit institutions		企 業 Business				政 府 Government		中央銀行 Central Bank	
	資金用途 Use of Funds	資金來源 Source of Funds	民 營 Private enterprises		公 營 Public enterprises		資金用途 Use of Funds	資金來源 Source of Funds	資金用途 Use of Funds	資金來源 Source of Funds
			資金用途 Use of Funds	資金來源 Source of Funds	資金用途 Use of Funds	資金來源 Source of Funds				
1. 通貨	119,691	-	-8,842	-	70	-	-	-	-	133,512
2. 活期性存款	1,084,437	-	-149,344	-	1,479	-	-	-	-	-
3. 定期性存款及外匯存款	304,639	-	150,461	-	-9,663	-	-	-	-	-
4. 國外存款	-294,696	-	-761	-	91	-	-	-	-	-
5. 政府存款	-	-	-	-	-	-	71,418	-	-	9,472
6. 準備性存款	-	-	-	-	-	-	-	-	-	44,489
7. 非準備存款	-	-	-	-	-	-	-	-	-	-417
8. 中央銀行單券	-	-	-	-	-	-	-	-	-	42,590
9. 中央銀行融通	-	-	-	-	-	-	-	-	-115,041	-
10. 金融機構同業往來	-	-	-	-	-	-	-	-	-	-
11. 金融機構放款	-	406,027	-	593,655	-	-72,514	-	-48,819	-	-
12. 附條件交易	-37,502	-	16,201	-	2,020	-	11,550	-	-	-
13. 非金融部門放款	703	-29,829	130,186	262,686	-	-307	-20,810	-7,972	-	-
14. 短期票券	4,020	-	25,636	48,270	-731	48,406	-	-	-	-
15. 政府債券	-23,482	-	896	-	-76	-	32,130	35,125	-	-
16. 國內公司債	-1,647	-	-570	-49,896	1,910	-70,251	-	-	-	-
17. 金融債券	3,439	-	320	-	1,722	-	-	-	-	-
18. 共同基金	14,648	-	-36,562	-	1,699	-	1,713	-	-	-
19. 上市上櫃公司股權	21,426	-	9,004	34,102	64	-	1,927	-	-	-
20. 其他企業權益	304,922	-	143,541	-38,334	120	15,434	51,716	-	-	-
21. 人壽保險準備	1,766,107	-	-	-	-	-	-	-	-	-
22. 退休基金準備	403,705	-	-	-	-	-	-	-	-	-
23. 應收、應付款	-189,809	76,300	513,064	573,743	4,303	24,804	-	-	-	-
24. 對外直接投資	15,444	-	457,116	-	1,257	-	-	-	-	-
25. 國外證券	-48,309	-	24,294	-20,756	-820	-	-	-	-	-
26. 中央銀行準備資產	-	-	-	-	-	-	-	-	344,607	-
27. 其他債權債務淨額	101,247	-	-1,085,980	-	45,080	-	1,090	-	418,489	-
合 計	3,548,983	452,498	188,662	1,403,469	48,525	-54,428	150,733	-21,666	648,055	229,646
金融性投資淨額	3,096,484	-	-1,214,807	-	102,953	-	172,399	-	418,409	-

資金流量表

Matrix for 2016

單位：新台幣百萬元

Millions of N.T.Dollars

金融機構 Financial institutions						國內 全體部門 All domestic sectors		國外 部門 Rest of the world		Items
其他貨幣機構 Other monetary financial institutions		保險公司及退休基金 Insurance companies & pension funds		其他金融機構 Other financial institutions		資金用途 Use of Funds	資金來源 Source of Funds	資金用途 Use of Funds	資金來源 Source of Funds	
資金用途 Use of Funds	資金來源 Source of Funds	資金用途 Use of Funds	資金來源 Source of Funds	資金用途 Use of Funds	資金來源 Source of Funds					
18,539	-	92	-	3,962	-	133,512	133,512	-	-	1. Currency
1,251	861,779	45,957	-	-116,745	-	867,035	861,779	-5,256	-	2. Demand deposits
33,553	878,210	143,125	-	5,604	-	627,719	878,210	250,491	-	3. Time deposits & foreign currency deposits
240,349	-	-70,749	-	16,757	-	-109,009	-	-	-109,009	4. Foreign deposits
-	61,946	-	-	-	-	71,418	71,418	-	-	5. Government deposits
44,489	-	-	-	-	-	44,489	44,489	-	-	6. Reserves against deposits
-412	-	-5	-	-	-	-417	-417	-	-	7. Deposits with Central Bank other than reserve requirements
74,385	-	-32,000	-	205	-	42,590	42,590	-	-	8. Central Bank securities
-	-115,041	-	-	-	-	-115,041	-115,041	-	-	9. Accommodations from Central Bank
20,380	1,082	-	-	1,082	20,380	21,462	21,462	-	-	10. Interbank claims
939,779	-531	-41,221	2,145	-10,284	-53,563	888,275	826,399	-	61,875	11. Loans by financial institutions
-82,259	-99,064	-41,085	-13,500	18,817	16,221	-112,259	-96,343	15,783	-133	12. Repurchase agreements
-	-340,444	-	-	-	6,221	110,080	-109,645	-159,150	60,575	13. Loans by nonfinancial institutions
66,510	-	49,853	-	-11,279	37,334	134,010	134,010	-	-	14. Short-term securities
311,401	-	-276,727	-	-6,432	-	37,710	35,125	-2,585	-	15. Government securities
-26,327	-	-3,516	104,000	8,448	-8,813	-21,703	-24,960	-3,257	-	16. Domestic corporate bonds
-7,716	-76,341	-47,850	-	-3,735	-	-53,820	-76,341	-22,521	-	17. Bank debentures
-14,168	-1	-57,700	-	29,303	-57,102	-61,067	-57,103	3,964	-	18. Mutual funds
761	-	3,803	-	7,776	37,413	44,761	71,515	26,754	-	19. Shares
5,610	138,327	3,173	16,228	159,112	528,172	668,194	659,827	-8,367	-	20. Other equities
-	-	-	1,766,107	-	-	1,766,107	1,766,107	-	-	21. Life insurance reserves
-	-	-	403,705	-	-	403,705	403,705	-	-	22. Pension fund reserves
-	-	-	-	-	-	327,558	674,847	176,004	-171,285	23. Accounts receivable/payable
8,342	-	10,791	-	53,645	-	546,595	-	-	546,595	24. Outward direct investment
496,372	-	1,952,810	-	208,372	-	2,632,720	-20,756	-20,756	2,632,720	25. Outward securities investment and issuance
-	-	-	-	-	-	344,607	-	-	344,607	26. Reserve assets of Central Bank
-133,496	-	-58,616	-	-7,536	-	-719,721	-	292,680	-427,042	27. Net other assets & liabilities
1,997,345	1,309,921	1,580,135	2,278,685	357,072	526,263	8,519,509	6,124,388	543,783	2,938,903	Total
687,424	-	-698,550	-	-169,191	-	2,395,120	-	-2,395,120	-	<i>Net financial investment</i>

民國106年
Flow of Funds

項 目	家庭及非營利團體 Households & non-profit institutions		企 業 Business				政 府 Government		中央銀行 Central Bank	
	資金用途 Use of Funds	資金來源 Source of Funds	民 營 Private enterprises		公 營 Public enterprises		資金用途 Use of Funds	資金來源 Source of Funds	資金用途 Use of Funds	資金來源 Source of Funds
			資金用途 Use of Funds	資金來源 Source of Funds	資金用途 Use of Funds	資金來源 Source of Funds				
1. 通貨	95,643	-	6,435	-	26	-	-26	-	-	104,131
2. 活期性存款	267,060	-	249,743	-	2,676	-	-	-	-	-
3. 定期性存款及外匯存款	945,878	-	-191,577	-	8,262	-	-	-	-	-
4. 國外存款	85,607	-	1,246	-	-34	-	-	-	-	-
5. 政府存款	-	-	-	-	-	-	16,532	-	-	-24,054
6. 準備性存款	-	-	-	-	-	-	-	-	-	42,523
7. 非準備存款	-	-	-	-	-	-	-	-	-	-22,431
8. 中央銀行單券	-	-	-	-	-	-	-	-	-	292,840
9. 中央銀行融通	-	-	-	-	-	-	-	-	16,762	-
10. 金融機構同業往來	-	-	-	-	-	-	-	-	-	-
11. 金融機構放款	-	697,516	-	227,539	-	411	-	-72,098	-	-
12. 附條件交易	-88,653	-	-9,721	8	-3,152	-	-3,681	-	-	-
13. 非金融部門放款	12,834	5,552	-29,568	-61,578	1,990	1,779	-11,504	-639	-	-
14. 短期票券	6,870	-	-24,709	-7,336	-	-45,495	-	-	-	-
15. 政府債券	-2,536	-	-772	-	51	-	16,929	-34,201	-	-
16. 國內公司債	2,638	-	5,952	-58,371	-517	11,669	10,000	-	-	-
17. 金融債券	4,858	-	3,610	-	-699	-	-	-	-	-
18. 共同基金	87,761	-	-22,616	-	-704	-	-5,042	-	-	-
19. 上市上櫃公司股權	29,034	-	13,248	77,143	79	-	2,573	-	-	-
20. 其他企業權益	145,533	-	70,093	233,263	46	7,002	24,377	-	-	-
21. 人壽保險準備	1,815,653	-	-	-	-	-	-	-	-	-
22. 退休基金準備	417,374	-	-	-	-	-	-	-	-	-
23. 應收、應付款	73,608	-54,687	871,796	1,200,573	13,086	-7,380	-	-	-	-
24. 對外直接投資	13,043	-	319,681	-	2,525	-	-	-	-	-
25. 國外證券	82,079	-	11,924	13,853	-315	-1	-	-	-	-
26. 中央銀行準備資產	-	-	-	-	-	-	-	-	379,483	-
27. 其他債權債務淨額	468,892	-	-854,441	-	-9,287	-	-65,027	-	929,058	-
合 計	4,463,176	648,381	420,325	1,625,093	14,033	-32,015	-14,869	-106,938	1,325,303	393,009
金融性投資淨額	3,814,795	-	-1,204,768	-	46,048	-	92,069	-	932,294	-

資金流量表
Matrix for 2017

單位：新台幣百萬元
Millions of N.T.Dollars

金融機構 Financial institutions						國內 全體部門 All domestic sectors		國外 部門 Rest of the world		Items
其他貨幣機構 Other monetary financial institutions		保險公司及退休基金 Insurance companies & pension funds		其他金融機構 Other financial institutions		資金用途 Use of Funds	資金來源 Source of Funds	資金用途 Use of Funds	資金來源 Source of Funds	
資金用途 Use of Funds	資金來源 Source of Funds	資金用途 Use of Funds	資金來源 Source of Funds	資金用途 Use of Funds	資金來源 Source of Funds					
-6,784	-	-119	-	8,956	-	104,131	104,131	-	-	1. Currency
-9,316	629,519	-106,758	-	174,470	-	577,874	629,519	51,645	-	2. Demand deposits
-28,885	1,334,549	314,123	-	-114,965	-	932,836	1,334,549	401,713	-	3. Time deposits & foreign currency deposits
423,133	-	30,396	-	-4,985	-	535,362	-	-	535,362	4. Foreign deposits
-	40,586	-	-	-	-	16,532	16,532	-	-	5. Government deposits
42,523	-	-	-	-	-	42,523	42,523	-	-	6. Reserves against deposits
-22,425	-	-6	-	-	-	-22,431	-22,431	-	-	7. Deposits with Central Bank other than reserve requirements
306,045	-	-12,000	-	-1,205	-	292,840	292,840	-	-	8. Central Bank securities
-	16,762	-	-	-	-	16,762	16,762	-	-	9. Accommodations from Central Bank
64,801	-1,179	-	-	-1,179	64,801	63,622	63,622	-	-	10. Interbank claims
711,530	1,010	-11,977	4,274	215,385	393,535	914,938	1,252,188	-	-337,250	11. Loans by financial institutions
147,887	17,851	-55,141	-	-25,755	53,048	-38,214	70,907	110,493	1,372	12. Repurchase agreements
-	261,275	-	-	-	-1,972	-26,247	204,417	226,773	-3,892	13. Loans by nonfinancial institutions
221,054	-	15,962	-	9,825	281,834	229,003	229,003	-	-	14. Short-term securities
4,242	-	-34,754	-	9,455	-	-7,384	-34,201	-26,817	-	15. Government securities
31,742	-	2,841	63,500	-15,573	23,173	37,082	39,971	2,889	-	16. Domestic corporate bonds
12,284	17,804	-750	-	-1,615	-	17,687	17,804	117	-	17. Bank debentures
5,101	-265	88,199	-	38,349	192,508	191,047	192,243	1,196	-	18. Mutual funds
1,050	12,137	5,820	1,330	10,337	10,492	62,141	101,102	38,961	-	19. Shares
3,186	11,777	1,650	16,106	76,827	82,873	321,712	351,021	29,309	-	20. Other equities
-	-	-	1,815,653	-	-	1,815,653	1,815,653	-	-	21. Life insurance reserves
-	-	-	417,374	-	-	417,374	417,374	-	-	22. Pension fund reserves
-	-	-	-	-	-	958,490	1,138,506	102,853	-77,163	23. Accounts receivable/payable
-19,977	-	4,252	-	7,270	-	326,794	-	-	326,794	24. Outward direct investment
354,188	-	1,942,910	-	99,641	-	2,490,427	13,852	13,852	2,490,427	25. Outward securities investment and issuance
-	-	-	-	-	-	379,483	-	-	379,483	26. Reserve assets of Central Bank
66,890	-	-297,418	-	-3,479	-	235,190	-	-331,459	-96,270	27. Net other assets & liabilities
2,308,270	2,341,825	1,887,228	2,318,238	481,760	1,100,293	10,885,227	8,287,887	621,524	3,218,864	Total
-33,555	-	-431,010	-	-618,534	-	2,597,340	-	-2,597,340	-	<i>Net financial investment</i>

民國107年
Flow of Funds

項 目	家庭及非營利團體 Households & non-profit institutions		企 業 Business				政 府 Government		中央銀行 Central Bank	
	資金用途 Use of Funds	資金來源 Source of Funds	民 營 Private enterprises		公 營 Public enterprises		資金用途 Use of Funds	資金來源 Source of Funds	資金用途 Use of Funds	資金來源 Source of Funds
			資金用途 Use of Funds	資金來源 Source of Funds	資金用途 Use of Funds	資金來源 Source of Funds				
1. 通貨	153,386	-	-1,054	-	65	-	-2	-	-	155,117
2. 活期性存款	860,613	-	120,779	-	498	-	-	-	-	-
3. 定期性存款及外匯存款	-3,480	-	-100,462	-	-3,140	-	-	-	-	-
4. 國外存款	-124,546	-	837	-	-39	-	-	-	-	-
5. 政府存款	-	-	-	-	-	-	136,554	-	-	13,750
6. 準備性存款	-	-	-	-	-	-	-	-	-	123,385
7. 非準備存款	-	-	-	-	-	-	-	-	-	2,203
8. 中央銀行單券	-	-	-	-	-	-	-	-	-	-63,410
9. 中央銀行融通	-	-	-	-	-	-	-	-	85,280	-
10. 金融機構同業往來	-	-	-	-	-	-	-	-	-	-
11. 金融機構放款	-	673,674	-	437,565	-	42,457	-	-19,159	-	-
12. 附條件交易	-103,573	-	2,288	-8	1,052	-	-6,550	-	-	-
13. 非金融部門放款	5,121	-6,209	30,946	195,125	7	1,612	-29,063	-22,285	-	-
14. 短期票券	1,543	-	-12,474	79,710	-	4,229	-	-	-	-
15. 政府債券	-8,668	-	133	-	-49	-	7,663	-29,081	-	-
16. 國內公司債	5,609	-	3,293	63,889	-1,275	-29,388	-	-	-	-
17. 金融債券	5,409	-	1,533	-	-1,096	-	5,000	-	-	-
18. 共同基金	143,003	-	20,133	-	-8,819	-	10,218	-	-	-
19. 上市上櫃公司股權	39,554	-	16,790	46,355	128	-	3,641	-	-	-
20. 其他企業權益	154,795	-	81,682	220,521	48	23,233	26,252	-	-	-
21. 人壽保險準備	1,945,860	-	-	-	-	-	-	-	-	-
22. 退休基金準備	107,095	-	-	-	-	-	-	-	-	-
23. 應收、應付款	174,228	16,308	391,131	966,761	11,908	97	-	-	-	-
24. 對外直接投資	14,351	-	432,339	-	1,802	-	-	-	-	-
25. 國外證券	90,888	-	12,575	-17,649	282	2	-	-	-	-
26. 中央銀行準備資產	-	-	-	-	-	-	-	-	376,920	-
27. 其他債權債務淨額	213,176	-	263,249	-	17,375	-	72,811	-	-515,157	-
合 計	3,674,363	683,774	1,263,718	1,992,270	18,748	42,241	226,524	-70,525	-52,957	231,045
金融性投資淨額	2,990,589	-	-728,552	-	-23,494	-	297,049	-	-284,002	-

資金流量表

Matrix for 2018

單位：新台幣百萬元

Millions of N.T.Dollars

金融機構 Financial institutions						國內 全體部門 All domestic sectors		國外 部門 Rest of the world		Items
其他貨幣機構 Other monetary financial institutions		保險公司及退休基金 Insurance companies & pension funds		其他金融機構 Other financial institutions		資金用途 Use of Funds	資金來源 Source of Funds	資金用途 Use of Funds	資金來源 Source of Funds	
資金用途 Use of Funds	資金來源 Source of Funds	資金用途 Use of Funds	資金來源 Source of Funds	資金用途 Use of Funds	資金來源 Source of Funds					
3,818	-	22	-	-1,118	-	155,117	155,117	-	-	1. Currency
8,678	962,713	217,563	-	-245,351	-	962,780	962,713	-67	-	2. Demand deposits
-22,107	-27,141	-280,368	-	256,266	-	-153,291	-27,141	126,149	-	3. Time deposits & foreign currency deposits
-402,010	-	-9,441	-	14,495	-	-520,704	-	-	-520,704	4. Foreign deposits
-	122,804	-	-	-	-	136,554	136,554	-	-	5. Government deposits
123,385	-	-	-	-	-	123,385	123,385	-	-	6. Reserves against deposits
2,195	-	9	-	-1	-	2,203	2,203	-	-	7. Deposits with Central Bank other than reserve requirements
-52,050	-	-10,500	-	-860	-	-63,410	-63,410	-	-	8. Central Bank securities
-	85,280	-	-	-	-	85,280	85,280	-	-	9. Accommodations from Central Bank
-22,089	2,012	-	-	2,012	-22,089	-20,077	-20,077	-	-	10. Interbank claims
1,344,662	-2,538	-10,283	678	-21,407	199,092	1,312,971	1,331,769	-	-18,798	11. Loans by financial institutions
-28,533	-27,225	4,693	-	-16,293	13,453	-146,916	-13,779	135,524	2,387	12. Repurchase agreements
-	122,770	-	-	-	32,577	7,010	323,591	299,202	-17,378	13. Loans by nonfinancial institutions
-2,043	-	40,700	-	23,697	-32,514	51,424	51,424	-	-	14. Short-term securities
284,910	-	-315,557	-	6,950	-	-24,618	-29,081	-4,463	-	15. Government securities
71,719	-	-15,369	36,000	23,025	14,487	87,003	84,988	-2,015	-	16. Domestic corporate bonds
36,980	89,755	48,159	-	-5,687	-	90,299	89,755	-544	-	17. Bank debentures
-7,884	-	96,653	-	669	257,437	253,973	257,437	3,464	-	18. Mutual funds
1,253	2,934	8,575	1,695	13,373	82,212	83,314	133,196	49,883	-	19. Shares
3,204	-2,188	1,609	81,970	85,887	76,806	353,477	400,343	46,866	-	20. Other equities
-	-	-	1,945,860	-	-	1,945,860	1,945,860	-	-	21. Life insurance reserves
-	-	-	107,095	-	-	107,095	107,095	-	-	22. Pension fund reserves
-	-	-	-	-	-	577,267	983,167	219,837	-186,063	23. Accounts receivable/payable
47,805	-	18,459	-	10,895	-	525,650	-	-	525,650	24. Outward direct investment
128,947	-	1,441,829	-	399,639	-60	2,074,159	-17,707	-17,707	2,074,159	25. Outward securities investment and issuance
-	-	-	-	-	-	376,920	-	-	376,920	26. Reserve assets of Central Bank
63,510	-	53,166	-	-93,387	-	74,743	-	-414,076	-339,332	27. Net other assets & liabilities
1,584,350	1,329,175	1,289,919	2,173,298	452,804	621,402	8,457,468	7,002,680	442,053	1,896,841	Total
255,175	-	-883,379	-	-168,597	-	1,454,788	-	-1,454,788	-	<i>Net financial investment</i>

民國108年
Flow of Funds

項 目	家庭及非營利團體 Households & non-profit institutions		企 業 Business				政 府 Government		中央銀行 Central Bank	
	資金用途 Use of Funds	資金來源 Source of Funds	民 營 Private enterprises		公 營 Public enterprises		資金用途 Use of Funds	資金來源 Source of Funds	資金用途 Use of Funds	資金來源 Source of Funds
			資金用途 Use of Funds	資金來源 Source of Funds	資金用途 Use of Funds	資金來源 Source of Funds				
1. 通貨	135,863	-	41,911	-	-83	-	-25	-	-	249,962
2. 活期性存款	1,129,778	-	236,480	-	3,643	-	-	-	-	-
3. 定期性存款及外匯存款	601,745	-	-159,846	-	21,599	-	-	-	-	-
4. 國外存款	-292,141	-	-2,500	-	-7	-	-	-	-	-
5. 政府存款	-	-	-	-	-	-	54,655	-	-	48,980
6. 準備性存款	-	-	-	-	-	-	-	-	-	-5,371
7. 非準備存款	-	-	-	-	-	-	-	-	-	-25,965
8. 中央銀行單券	-	-	-	-	-	-	-	-	-	41,200
9. 中央銀行融通	-	-	-	-	-	-	-	-	-4,818	-
10. 金融機構同業往來	-	-	-	-	-	-	-	-	-	-
11. 金融機構放款	-	772,266	-	518,716	-	-17,254	-	5,724	-	-
12. 附條件交易	101,445	-	17,430	-	-1,400	-	851	-	-	-
13. 非金融部門放款	-1,729	-8,181	12,798	-107,055	-1,997	3,420	-17,354	-12,862	-	-
14. 短期票券	8,162	-	39,378	94,629	-	44,850	-	-	-	-
15. 政府債券	19,555	-	1,332	-	-52	-	17,959	-16,334	-	-
16. 國內公司債	5,979	-	-11,330	21,027	-3,976	-5,005	-	-	-	-
17. 金融債券	-14,748	-	-3,420	-	-2,209	-	1,500	-	-	-
18. 共同基金	536,757	-	182,771	-	8,801	-	12,429	-	-	-
19. 上市上櫃公司股權	47,186	-	20,014	101,025	168	-	4,343	-	-	-
20. 其他企業權益	270,123	-	142,538	300,265	128	26,080	46,567	-	-	-
21. 人壽保險準備	1,748,549	-	-	-	-	-	-	-	-	-
22. 退休基金準備	614,354	-	-	-	-	-	-	-	-	-
23. 應收、應付款	-52,431	21,709	-135,008	61,947	-3,665	-15,083	-	-	-	-
24. 對外直接投資	8,167	-	194,011	-	8,076	-	-	-	-	-
25. 國外證券	134,356	-	7,730	-220	219	-	-	-	-	-
26. 中央銀行準備資產	-	-	-	-	-	-	-	-	515,149	-
27. 其他債權債務淨額	322,562	-	-628,668	-	-54,332	-	74,582	-	211,374	-
合 計	5,323,532	785,794	-44,381	990,335	-25,087	37,007	195,508	-23,472	721,705	308,806
金融性投資淨額	4,537,738	-	-1,034,716	-	-62,095	-	218,980	-	412,899	-

資金流量表

Matrix for 2019

單位：新台幣百萬元

Millions of N.T.Dollars

金融機構 Financial institutions						國內 全體部門 All domestic sectors		國外 部門 Rest of the world		Items
其他貨幣機構 Other monetary financial institutions		保險公司及退休基金 Insurance companies & pension funds		其他金融機構 Other financial institutions		資金用途 Use of Funds	資金來源 Source of Funds	資金用途 Use of Funds	資金來源 Source of Funds	
資金用途 Use of Funds	資金來源 Source of Funds	資金用途 Use of Funds	資金來源 Source of Funds	資金用途 Use of Funds	資金來源 Source of Funds					
78,174	-	31	-	-5,908	-	249,962	249,962	-	-	1. Currency
22,667	1,458,944	3,258	-	18,360	-	1,414,186	1,458,944	44,758	-	2. Demand deposits
2,938	1,012,639	496,404	-	-27,474	-	935,366	1,012,639	77,272	-	3. Time deposits & foreign currency deposits
443,001	-	92,244	-	3,462	-	244,060	-	-	244,060	4. Foreign deposits
-	5,675	-	-	-	-	54,655	54,655	-	-	5. Government deposits
-5,371	-	-	-	-	-	-5,371	-5,371	-	-	6. Reserves against deposits
-25,957	-	-8	-	-	-	-25,965	-25,965	-	-	7. Deposits with Central Bank other than reserve requirements
33,955	-	7,000	-	245	-	41,200	41,200	-	-	8. Central Bank securities
-	-4,818	-	-	-	-	-4,818	-4,818	-	-	9. Accommodations from Central Bank
-39,733	-2,011	-	-	-2,011	-39,733	-41,744	-41,744	-	-	10. Interbank claims
1,401,724	-239	-48,178	-515	-13,903	40,378	1,339,642	1,319,077	-	20,566	11. Loans by financial institutions
-20,237	-31,339	64,902	-	-27,313	77,852	135,678	46,513	-78,958	10,207	12. Repurchase agreements
-	-140,768	-	-	-	53,909	-8,282	-211,537	-187,836	15,420	13. Loans by nonfinancial institutions
144,888	-	-3,887	-	83,537	132,600	272,079	272,079	-	-	14. Short-term securities
71,812	-	-101,708	-	-38,963	-	-30,065	-16,334	13,731	-	15. Government securities
42,409	-	9,281	9,050	50,327	65,518	92,690	90,590	-2,100	-	16. Domestic corporate bonds
17,777	-3,415	-10,585	-	8,347	-	-3,338	-3,415	-77	-	17. Bank debentures
-4,157	-	614,245	-	78,806	1,434,527	1,429,652	1,434,527	4,875	-	18. Mutual funds
1,494	18,680	10,229	9,270	15,953	37,509	99,387	166,484	67,097	-	19. Shares
5,921	69,828	2,807	2,489	149,876	8,336	617,959	406,998	-210,961	-	20. Other equities
-	-	-	1,748,549	-	-	1,748,549	1,748,549	-	-	21. Life insurance reserves
-	-	-	614,354	-	-	614,354	614,354	-	-	22. Pension fund reserves
-	-	-	-	-	-	-191,104	68,573	114,453	-145,224	23. Accounts receivable/payable
10,735	-	18,685	-	93,419	-	333,093	-	-	333,093	24. Outward direct investment
392,594	-	157,008	-	1,005,166	-	1,697,073	-220	-220	1,697,073	25. Outward securities investment and issuance
-	-	-	-	-	-	515,149	-	-	515,149	26. Reserve assets of Central Bank
-217,858	-	-686,505	-	357,571	-	-621,274	-	202,805	-418,468	27. Net other assets & liabilities
2,356,776	2,383,175	625,225	2,383,198	1,749,497	1,810,895	10,902,775	8,675,738	44,838	2,271,875	Total
-26,398	-	-1,757,973	-	-61,398	-	2,227,037	-	-2,227,037	-	<i>Net financial investment</i>

貳、民國91年底至 108年底
II. Financial Assets & Liabilities

民國91年底各部門
Financial Assets & Liabilities

項 目	家庭及非營利團體 Households & non-profit institutions		企 業 Business				政 府 Government		中央銀行 Central Bank		其他貨 Other monet instit
	資 產 Assets	負 債 Liabilities	民 營 Private enterprises		公 營 Public enterprises		資 產 Assets	負 債 Liabilities	資 產 Assets	負 債 Liabilities	資 產 Assets
			資 產 Assets	負 債 Liabilities	資 產 Assets	負 債 Liabilities					
1. 通貨	299,661	-	221,128	-	589	-	77	-	-	698,203	170,925
2. 活期性存款	4,771,302	-	1,112,001	-	16,624	-	-	-	-	-	24,670
3. 定期性存款及外匯存款	10,693,489	-	974,629	-	131,184	-	-	-	-	-	838,249
4. 國外存款	720,670	-	2,489	-	183	-	-	-	-	-	473,843
5. 政府存款	-	-	-	-	-	-	890,155	-	-	140,071	-
6. 準備性存款	-	-	-	-	-	-	-	-	-	871,682	871,682
7. 非準備存款	-	-	-	-	-	-	-	-	-	1,885,143	1,867,341
8. 中央銀行單券	-	-	-	-	-	-	-	-	-	1,947,985	1,908,460
9. 中央銀行融通	-	-	-	-	-	-	-	-	672,020	-	-
10. 金融機構同業往來	-	-	-	-	-	-	-	-	-	-	77,576
11. 金融機構放款	-	7,974,128	-	5,448,830	-	478,404	-	1,961,040	2,040	-	16,115,915
12. 附條件交易	504,411	-	57,157	2,289	-	-	-	-	-	-	246,720
13. 非金融部門放款	65,807	315,862	82,010	362,617	248	138,024	532,055	30,841	-	-	-
14. 短期票券	26,339	-	47,528	645,616	11,985	44,692	-	-	-	-	331,977
15. 政府債券	12,452	-	14,002	-	56	-	-	2,394,536	-	-	818,219
16. 國內公司債	125,919	-	14,640	766,621	700	172,610	-	-	-	-	128,383
17. 金融債券	6,744	-	8,134	-	200	-	-	-	-	-	45,045
18. 共同基金	1,181,962	-	540,495	-	57,885	-	-	-	-	-	116,219
19. 上市上櫃公司股權	4,830,428	-	1,230,773	7,573,416	2,674	496,858	771,492	-	-	-	381,310
20. 其他企業權益	4,524,672	-	1,984,037	5,852,532	50,377	2,541,155	3,742,815	-	24,264	972,462	233,513
21. 人壽保險準備	3,494,402	-	-	-	-	-	-	-	-	-	-
22. 退休基金準備	454,912	-	-	-	-	-	-	-	-	-	-
23. 應收、應付款	2,500,074	399,930	5,678,197	7,323,847	145,859	324,331	-	-	-	-	-
24. 對外直接投資	1,546,561	-	916,164	-	5,801	-	-	-	-	-	75,811
25. 國外證券	1,013,631	-	95,923	180,543	404	-	-	-	-	-	305,786
26. 中央銀行準備資產	-	-	-	-	-	-	-	-	5,775,080	-	-
27. 其他債權債務淨額	552,810	-	-	659,295	-	95,271	7,154	-	34,831	-	1,104,812
金融性資產負債合計	37,326,246	8,689,921	12,979,307	28,815,607	424,768	4,291,346	5,943,748	4,386,416	6,508,235	6,515,546	26,136,455

各部門金融性資產負債餘額表
of All Sectors in 2002-2019 (End of Period)

金融性資產負債餘額表
of All Sectors at the end of 2002

單位：新台幣百萬元
Millions of N.T.Dollars

金融機構 Financial institutions					國內 全體部門 All domestic sectors		國外 部門 Rest of the world		Items
幣機構 ary financial stitutions	保險公司及退休基金 Insurance companies & pension funds		其他金融機構 Other financial institutions		資產 Assets	負債 Liabilities	資產 Assets	負債 Liabilities	
負債 Liabilities	資產 Assets	負債 Liabilities	資產 Assets	負債 Liabilities					
-	4,232	-	1,591	-	698,203	698,203	-	-	1. Currency
6,228,223	44,243	-	153,284	-	6,122,123	6,228,223	106,100	-	2. Demand deposits
14,974,863	738,239	-	758,497	-	14,134,286	14,974,863	840,577	-	3. Time deposits & foreign currency deposits
-	-	-	4,569	-	1,201,754	-	-	1,201,754	4. Foreign deposits
749,995	-	-	-	89	890,155	890,155	-	-	5. Government deposits
-	-	-	-	-	871,682	871,682	-	-	6. Reserves against deposits
-	17,781	-	21	-	1,885,143	1,885,143	-	-	7. Deposits with Central Bank other than reserve requirements
-	-	-	39,525	-	1,947,985	1,947,985	-	-	8. Central Bank securities
672,020	-	-	-	-	672,020	672,020	-	-	9. Accommodations from Central Bank
7,126	-	-	7,126	77,576	84,702	84,702	-	-	10. Interbank claims
25,715	1,077,867	124,404	329,285	464,011	17,525,107	16,476,533	-	1,048,574	11. Loans by financial institutions
454,414	82,389	-	701,400	1,135,686	1,592,076	1,592,389	313	-	12. Repurchase agreements
235,164	-	-	-	7,617	680,121	1,090,125	423,483	13,479	13. Loans by nonfinancial institutions
-	127,459	-	332,668	187,648	877,956	877,956	-	-	14. Short-term securities
-	928,927	-	620,743	-	2,394,397	2,394,536	139	-	15. Government securities
-	111,712	-	625,291	68,006	1,006,646	1,007,237	591	-	16. Domestic corporate bonds
377,303	71,878	-	245,302	-	377,303	377,303	-	-	17. Bank debentures
-	137,767	-	132,190	2,179,703	2,166,519	2,179,703	13,184	-	18. Mutual funds
376,584	202,313	37,637	1,008,338	1,496,178	8,427,329	9,980,673	1,553,344	-	19. Shares
1,214,342	51,638	216,932	676,824	1,055,996	11,288,140	11,853,420	565,280	-	20. Other equities
-	-	3,494,402	-	-	3,494,402	3,494,402	-	-	21. Life insurance reserves
-	-	454,912	-	-	454,912	454,912	-	-	22. Pension fund reserves
-	-	-	-	-	8,324,130	8,048,108	703,067	979,089	23. Accounts receivable/payable
-	-	-	27,227	-	2,571,564	-	-	2,571,564	24. Outward direct investment
20,869	610,518	-	128,830	79,020	2,155,092	280,432	212,576	2,087,236	25. Outward securities investment and issuance
-	-	-	-	-	5,775,080	-	-	5,775,080	26. Reserve assets of Central Bank
-	-	560,442	-	362,626	1,699,607	1,677,635	-	21,972	27. Net other assets & liabilities
25,336,618	4,206,963	4,888,729	5,792,711	7,114,156	99,318,433	90,038,340	4,418,654	13,698,748	Total

民國92年底各部門
Financial Assets & Liabilities

項 目	家庭及非營利團體 Households & non-profit institutions		企 業 Business				政 府 Government		中央銀行 Central Bank	
	資 產 Assets	負 債 Liabilities	民 營 Private enterprises		公 營 Public enterprises		資 產 Assets	負 債 Liabilities	資 產 Assets	負 債 Liabilities
			資 產 Assets	負 債 Liabilities	資 產 Assets	負 債 Liabilities				
1. 通貨	357,708	-	242,858	-	543	-	82	-	-	784,814
2. 活期性存款	5,663,344	-	1,203,550	-	16,989	-	-	-	-	-
3. 定期性存款及外匯存款	10,600,858	-	1,083,690	-	129,579	-	-	-	-	-
4. 國外存款	700,555	-	2,434	-	165	-	-	-	-	-
5. 政府存款	-	-	-	-	-	-	929,697	-	-	156,452
6. 準備性存款	-	-	-	-	-	-	-	-	-	835,885
7. 非準備性存款	-	-	-	-	-	-	-	-	-	2,099,544
8. 中央銀行單券	-	-	-	-	-	-	-	-	-	2,992,365
9. 中央銀行融通	-	-	-	-	-	-	-	-	807,891	-
10. 金融機構同業往來	-	-	-	-	-	-	-	-	-	-
11. 金融機構放款	-	8,434,614	-	5,375,882	-	463,874	-	1,953,329	-	-
12. 附條件交易	431,947	-	65,616	7,750	-	-	1,236	-	-	-
13. 非金融部門放款	75,619	300,840	84,901	314,785	3	149,925	535,643	44,298	-	-
14. 短期票券	24,469	-	67,184	587,623	15,922	19,056	-	-	-	-
15. 政府債券	25,161	-	10,392	-	4,777	-	76	2,648,495	-	-
16. 國內公司債	97,725	-	9,985	875,438	316	204,388	-	-	-	-
17. 金融債券	42,401	-	3,202	-	2,722	-	-	-	-	-
18. 共同基金	1,549,015	-	665,405	-	33,920	-	-	-	-	-
19. 上市上櫃公司股權	5,749,174	-	2,229,152	11,185,973	2,130	475,633	659,788	-	-	-
20. 其他企業權益	4,518,018	-	2,058,481	5,714,473	33,963	2,413,631	3,840,814	-	23,366	1,201,241
21. 人壽保險準備	4,148,006	-	-	-	-	-	-	-	-	-
22. 退休基金準備	544,973	-	-	-	-	-	-	-	-	-
23. 應收、應付款	2,357,178	317,013	5,686,626	7,196,827	165,002	377,338	-	-	-	-
24. 對外直接投資	1,445,400	-	1,195,923	-	4,828	-	-	-	-	-
25. 國外證券	1,747,378	-	103,114	297,177	300	-	-	-	-	-
26. 中央銀行準備資產	-	-	-	-	-	-	-	-	7,178,304	-
27. 其他債權債務淨額	898,918	-	-	707,099	-	149,071	-	152,002	55,609	-
金融性資產負債合計	40,977,846	9,052,467	14,712,514	32,263,028	411,158	4,252,916	5,967,336	4,798,124	8,065,170	8,070,301

金融性資產負債餘額表
of All Sectors at the end of 2003

單位：新台幣百萬元
Millions of N.T.Dollars

金融機構 Financial institutions						國內 全體部門 All domestic sectors		國外 部門 Rest of the world		Items
其他貨幣機構 Other monetary financial institutions		保險公司及退休基金 Insurance companies & pension funds		其他金融機構 Other financial institutions		資產 Assets	負債 Liabilities	資產 Assets	負債 Liabilities	
資產 Assets	負債 Liabilities	資產 Assets	負債 Liabilities	資產 Assets	負債 Liabilities					
176,609	-	1,327	-	5,688	-	784,814	784,814	-	-	1. Currency
36,513	7,330,943	45,828	-	211,250	-	7,177,474	7,330,943	153,469	-	2. Demand deposits
882,701	15,192,204	714,939	-	662,959	-	14,074,726	15,192,204	1,117,478	-	3. Time deposits & foreign currency deposits
510,854	-	-	-	9,682	-	1,223,690	-	-	1,223,690	4. Foreign deposits
-	773,141	-	-	-	104	929,697	929,697	-	-	5. Government deposits
835,885	-	-	-	-	-	835,885	835,885	-	-	6. Reserves against deposits
2,081,698	-	17,736	-	110	-	2,099,544	2,099,544	-	-	7. Deposits with Central Bank other than reserve requirements
2,924,200	-	-	-	68,165	-	2,992,365	2,992,365	-	-	8. Central Bank securities
-	807,891	-	-	-	-	807,891	807,891	-	-	9. Accommodations from Central Bank
84,572	10,504	-	-	10,504	84,572	95,076	95,076	-	-	10. Interbank claims
16,519,783	12,751	1,028,477	109,014	392,744	500,708	17,941,004	16,850,172	-	1,090,832	11. Loans by financial institutions
171,929	493,306	108,510	-	884,205	1,162,591	1,663,444	1,663,648	204	-	12. Repurchase agreements
-	292,465	-	-	-	4,384	696,166	1,106,697	425,758	15,227	13. Loans by nonfinancial institutions
259,165	-	152,233	-	296,656	208,949	815,628	815,628	-	-	14. Short-term securities
841,277	-	1,079,528	-	676,337	-	2,637,548	2,648,495	10,947	-	15. Government securities
157,556	-	107,010	-	802,622	97,088	1,175,214	1,176,914	1,700	-	16. Domestic corporate bonds
55,027	541,226	91,277	-	346,597	-	541,226	541,226	-	-	17. Bank debentures
84,550	-	186,252	-	133,931	2,667,018	2,653,073	2,667,018	13,945	-	18. Mutual funds
405,464	347,845	360,116	51,833	1,673,134	2,058,352	11,078,958	14,119,636	3,040,678	-	19. Shares
305,208	1,285,977	38,953	292,199	690,057	1,193,005	11,508,859	12,100,526	591,667	-	20. Other equities
-	-	-	4,148,006	-	-	4,148,006	4,148,006	-	-	21. Life insurance reserves
-	-	-	544,973	-	-	544,973	544,973	-	-	22. Pension fund reserves
-	-	-	-	-	-	8,208,806	7,891,178	760,886	1,078,515	23. Accounts receivable/payable
75,956	-	-	-	36,389	-	2,758,496	-	-	2,758,496	24. Outward direct investment
372,381	13,361	1,232,361	-	215,058	114,811	3,670,592	425,349	333,180	3,578,423	25. Outward securities investment and issuance
-	-	-	-	-	-	7,178,304	-	-	7,178,304	26. Reserve assets of Central Bank
1,120,563	-	-	648,736	-	395,348	2,075,090	2,052,257	-	22,833	27. Net other assets & liabilities
27,901,891	27,101,614	5,164,546	5,794,761	7,116,088	8,486,930	110,316,548	99,820,141	6,449,912	16,946,320	Total

民國93年底各部門
Financial Assets & Liabilities

項 目	家庭及非營利團體 Households & non-profit institutions		企 業 Business				政 府 Government		中央銀行 Central Bank	
	資 產 Assets	負 債 Liabilities	民 營 Private enterprises		公 營 Public enterprises		資 產 Assets	負 債 Liabilities	資 產 Assets	負 債 Liabilities
			資 產 Assets	負 債 Liabilities	資 產 Assets	負 債 Liabilities				
1. 通貨	463,182	-	201,222	-	677	-	79	-	-	856,741
2. 活期性存款	6,312,257	-	1,379,075	-	14,251	-	-	-	-	-
3. 定期性存款及外匯存款	11,066,574	-	1,134,101	-	119,920	-	-	-	-	-
4. 國外存款	811,708	-	7,414	-	240	-	-	-	-	-
5. 政府存款	-	-	-	-	-	-	925,284	-	-	177,637
6. 準備性存款	-	-	-	-	-	-	-	-	-	862,687
7. 非準備存款	-	-	-	-	-	-	-	-	-	1,919,528
8. 中央銀行單券	-	-	-	-	-	-	-	-	-	3,562,885
9. 中央銀行融通	-	-	-	-	-	-	-	-	490,257	-
10. 金融機構同業往來	-	-	-	-	-	-	-	-	-	-
11. 金融機構放款	-	9,104,407	-	5,688,965	-	483,166	-	1,920,234	-	-
12. 附條件交易	553,610	-	121,026	2,087	2,800	-	1,500	-	-	142,194
13. 非金融部門放款	67,186	312,244	127,980	443,973	1	160,232	558,163	41,837	-	-
14. 短期票券	23,495	-	84,116	536,330	27,376	15,091	-	-	-	-
15. 政府債券	58,180	-	21,466	-	8,368	-	61	2,983,567	-	-
16. 國內公司債	57,036	-	24,424	867,265	1,029	228,364	-	-	-	-
17. 金融債券	20,355	-	8,143	-	4,075	-	-	-	-	-
18. 共同基金	1,166,063	-	806,468	-	35,440	-	25,944	-	-	-
19. 上市上櫃公司股權	5,845,095	-	2,399,739	11,529,058	2,686	602,983	788,476	-	-	-
20. 其他企業權益	4,935,511	-	1,841,464	5,878,788	32,141	2,392,533	3,560,734	-	22,638	827,428
21. 人壽保險準備	4,873,543	-	-	-	-	-	-	-	-	-
22. 退休基金準備	619,971	-	-	-	-	-	-	-	-	-
23. 應收、應付款	2,503,528	322,423	6,348,584	7,925,257	188,109	366,587	-	-	-	-
24. 對外直接投資	1,364,441	-	1,264,516	-	6,123	-	-	-	-	-
25. 國外證券	1,849,569	-	108,335	351,799	227	-	-	-	-	-
26. 中央銀行準備資產	-	-	-	-	-	-	-	-	7,832,718	-
27. 其他債權債務淨額	848,176	-	6,109	-	-	124,771	-	12,719	50,267	-
金融性資產負債合計	43,439,480	9,739,073	15,884,181	33,223,523	443,463	4,373,727	5,860,241	4,958,357	8,395,880	8,349,100

金融性資產負債餘額表
of All Sectors at the end of 2004

單位：新台幣百萬元
Millions of N.T.Dollars

金融機構 Financial institutions						國內 全體部門 All domestic sectors		國外 部門 Rest of the world		Items
其他貨幣機構 Other monetary financial institutions		保險公司及退休基金 Insurance companies & pension funds		其他金融機構 Other financial institutions		資產 Assets	負債 Liabilities	資產 Assets	負債 Liabilities	
資產 Assets	負債 Liabilities	資產 Assets	負債 Liabilities	資產 Assets	負債 Liabilities					
186,893	-	1,510	-	3,178	-	856,741	856,741	-	-	1. Currency
38,298	8,198,778	66,224	-	212,509	-	8,022,614	8,198,778	176,164	-	2. Demand deposits
892,975	15,968,097	860,694	-	595,581	-	14,669,845	15,968,097	1,298,252	-	3. Time deposits & foreign currency deposits
602,290	-	-	-	5,558	-	1,427,210	-	-	1,427,210	4. Foreign deposits
-	747,546	-	-	-	101	925,284	925,284	-	-	5. Government deposits
862,687	-	-	-	-	-	862,687	862,687	-	-	6. Reserves against deposits
1,900,870	-	18,537	-	121	-	1,919,528	1,919,528	-	-	7. Deposits with Central Bank other than reserve requirements
3,517,715	-	-	-	45,170	-	3,562,885	3,562,885	-	-	8. Central Bank securities
-	490,257	-	-	-	-	490,257	490,257	-	-	9. Accommodations from Central Bank
60,410	12,894	-	-	12,894	60,410	73,304	73,304	-	-	10. Interbank claims
17,367,562	6,628	995,821	127,237	432,425	444,703	18,795,808	17,775,340	-	1,020,468	11. Loans by financial institutions
226,851	571,682	126,587	15,496	868,339	1,311,447	1,900,713	2,042,907	142,194	-	12. Repurchase agreements
-	304,262	-	-	-	7,982	753,329	1,270,530	536,877	19,676	13. Loans by nonfinancial institutions
180,668	-	186,363	-	280,865	231,747	782,882	783,168	286	-	14. Short-term securities
1,050,545	-	1,276,108	-	552,351	-	2,967,079	2,983,567	16,488	-	15. Government securities
212,056	-	143,530	-	770,752	119,965	1,208,827	1,215,594	6,767	-	16. Domestic corporate bonds
64,042	709,051	161,408	-	451,028	-	709,051	709,051	-	-	17. Bank debentures
214,343	1,494	124,925	-	101,989	2,487,208	2,475,173	2,488,702	13,529	-	18. Mutual funds
594,441	553,805	428,044	67,798	1,780,936	2,463,411	11,839,417	15,217,055	3,377,638	-	19. Shares
224,633	1,352,107	42,763	314,563	806,474	1,324,387	11,466,359	12,089,807	623,448	-	20. Other equities
-	-	-	4,873,543	-	-	4,873,543	4,873,543	-	-	21. Life insurance reserves
-	-	-	619,971	-	-	619,971	619,971	-	-	22. Pension fund reserves
-	-	-	-	-	-	9,040,221	8,614,267	944,549	1,370,503	23. Accounts receivable/payable
76,971	-	29	-	91,859	-	2,803,939	-	-	2,803,939	24. Outward direct investment
429,021	14,359	1,606,383	-	203,319	89,967	4,196,854	456,125	343,602	4,084,331	25. Outward securities investment and issuance
-	-	-	-	-	-	7,832,718	-	-	7,832,718	26. Reserve assets of Central Bank
500,845	-	-	741,752	-	516,303	1,405,397	1,395,544	-	9,853	27. Net other assets & liabilities
29,204,115	28,930,960	6,038,926	6,760,360	7,215,349	9,057,631	116,481,635	105,392,731	7,479,795	18,568,699	Total

民國94年底各部門
Financial Assets & Liabilities

項 目	家庭及非營利團體 Households & non-profit institutions		企 業 Business				政 府 Government		中央銀行 Central Bank	
	資 產 Assets	負 債 Liabilities	民 營 Private enterprises		公 營 Public enterprises		資 產 Assets	負 債 Liabilities	資 產 Assets	負 債 Liabilities
			資 產 Assets	負 債 Liabilities	資 產 Assets	負 債 Liabilities				
1. 通貨	513,418	-	212,090	-	449	-	70	-	-	922,609
2. 活期性存款	6,729,495	-	1,462,535	-	12,279	-	-	-	-	-
3. 定期性存款及外匯存款	11,879,685	-	1,380,119	-	125,696	-	-	-	-	-
4. 國外存款	1,090,167	-	7,495	-	232	-	-	-	-	-
5. 政府存款	-	-	-	-	-	-	931,901	-	-	202,802
6. 準備性存款	-	-	-	-	-	-	-	-	-	837,637
7. 非準備存款	-	-	-	-	-	-	-	-	-	2,044,739
8. 中央銀行單券	-	-	-	-	-	-	-	-	-	3,520,820
9. 中央銀行融通	-	-	-	-	-	-	-	-	425,610	-
10. 金融機構同業往來	-	-	-	-	-	-	-	-	-	-
11. 金融機構放款	-	9,828,287	-	6,003,883	-	527,221	-	1,785,416	-	-
12. 附條件交易	627,015	-	180,948	1,716	2,000	-	-	-	-	451,069
13. 非金融部門放款	70,339	310,660	168,467	464,621	3	167,861	547,390	36,428	-	-
14. 短期票券	22,639	-	96,783	442,707	313	14,493	-	-	-	-
15. 政府債券	61,514	-	20,440	-	9,568	-	100	3,187,228	-	-
16. 國內公司債	79,795	-	25,140	796,230	509	235,919	-	-	-	-
17. 金融債券	75,976	-	9,004	-	2,207	-	-	-	-	-
18. 共同基金	1,079,886	-	570,824	-	31,737	-	26,736	-	-	-
19. 上市上櫃公司股權	6,232,301	-	2,681,019	14,315,250	2,147	-	868,065	-	-	-
20. 其他企業權益	4,652,370	-	2,696,127	6,094,734	28,892	2,598,703	3,729,757	-	26,807	882,502
21. 人壽保險準備	5,704,484	-	-	-	-	-	-	-	-	-
22. 退休基金準備	738,466	-	-	-	-	-	-	-	-	-
23. 應收、應付款	2,629,746	361,855	7,001,141	8,640,475	174,190	316,528	-	-	-	-
24. 對外直接投資	1,637,910	-	1,460,914	-	6,566	-	-	-	-	-
25. 國外證券	2,084,164	-	94,923	239,714	-	-	-	-	-	-
26. 中央銀行準備資產	-	-	-	-	-	-	-	-	8,476,302	-
27. 其他債權債務淨額	908,496	-	84,955	-	-	142,185	57,435	-	25,625	-
金融性資產負債合計	46,817,865	10,500,802	18,152,927	36,999,330	396,788	4,002,910	6,161,452	5,009,072	8,954,344	8,862,178

金融性資產負債餘額表
of All Sectors at the end of 2005

單位：新台幣百萬元
Millions of N.T.Dollars

金融機構 Financial institutions						國內 全體部門 All domestic sectors		國外 部門 Rest of the world		Items
其他貨幣機構 Other monetary financial institutions		保險公司及退休基金 Insurance companies & pension funds		其他金融機構 Other financial institutions		資產 Assets	負債 Liabilities	資產 Assets	負債 Liabilities	
資產 Assets	負債 Liabilities	資產 Assets	負債 Liabilities	資產 Assets	負債 Liabilities					
192,242	-	656	-	3,685	-	922,609	922,609	-	-	1. Currency
47,026	8,737,912	60,181	-	230,034	-	8,541,550	8,737,912	196,362	-	2. Demand deposits
902,004	17,088,576	935,452	-	504,714	-	15,727,670	17,088,576	1,360,906	-	3. Time deposits & foreign currency deposits
523,263	-	715	-	6,769	-	1,628,641	-	-	1,628,641	4. Foreign deposits
-	729,099	-	-	-	-	931,901	931,901	-	-	5. Government deposits
837,637	-	-	-	-	-	837,637	837,637	-	-	6. Reserves against deposits
2,025,113	-	19,619	-	7	-	2,044,739	2,044,739	-	-	7. Deposits with Central Bank other than reserve requirements
3,443,685	-	-	-	77,135	-	3,520,820	3,520,820	-	-	8. Central Bank securities
-	425,610	-	-	-	-	425,610	425,610	-	-	9. Accommodations from Central Bank
92,085	14,875	-	-	14,875	92,085	106,960	106,960	-	-	10. Interbank claims
18,644,401	4,486	984,632	150,114	435,666	493,509	20,064,698	18,792,917	-	1,271,781	11. Loans by financial institutions
190,140	517,030	141,869	4,385	892,495	1,511,797	2,034,468	2,485,997	451,529	-	12. Repurchase agreements
-	284,636	-	-	-	8,234	786,199	1,272,439	511,696	25,456	13. Loans by nonfinancial institutions
147,381	-	176,439	-	310,780	297,432	754,336	754,632	296	-	14. Short-term securities
1,102,172	-	1,413,609	-	572,990	-	3,180,393	3,187,228	6,835	-	15. Government securities
309,172	-	203,061	-	566,261	159,774	1,183,938	1,191,923	7,985	-	16. Domestic corporate bonds
132,509	811,192	273,734	-	317,762	-	811,192	811,192	-	-	17. Bank debentures
96,240	1,602	110,037	-	71,336	2,003,196	1,986,795	2,004,798	18,003	-	18. Mutual funds
331,166	398,193	369,973	57,908	1,421,099	2,243,655	11,905,769	17,015,006	5,109,237	-	19. Shares
358,209	1,509,499	30,053	330,130	620,362	1,395,448	12,142,577	12,811,015	668,438	-	20. Other equities
-	-	-	5,704,484	-	-	5,704,484	5,704,484	-	-	21. Life insurance reserves
-	-	-	738,466	-	-	738,466	738,466	-	-	22. Pension fund reserves
-	-	-	-	-	-	9,805,077	9,318,858	1,170,445	1,656,663	23. Accounts receivable/payable
86,151	-	29	-	103,401	-	3,294,971	-	-	3,294,971	24. Outward direct investment
620,963	10,055	2,185,101	-	230,527	41,371	5,215,678	291,140	230,284	5,154,822	25. Outward securities investment and issuance
-	-	-	-	-	-	8,476,302	-	-	8,476,302	26. Reserve assets of Central Bank
312,910	-	-	776,620	-	513,193	1,389,421	1,431,998	42,577	-	27. Net other assets & liabilities
30,394,469	30,532,765	6,905,159	7,762,107	6,379,896	8,759,694	124,162,901	112,428,857	9,774,593	21,508,636	Total

民國95年底各部門
Financial Assets & Liabilities

項 目	家庭及非營利團體 Households & non-profit institutions		企 業 Business				政 府 Government		中央銀行 Central Bank	
	資 產 Assets	負 債 Liabilities	民 營 Private enterprises		公 營 Public enterprises		資 產 Assets	負 債 Liabilities	資 產 Assets	負 債 Liabilities
			資 產 Assets	負 債 Liabilities	資 產 Assets	負 債 Liabilities				
1. 通貨	497,782	-	242,505	-	1,001	-	92	-	-	959,544
2. 活期性存款	7,185,012	-	1,350,363	-	16,702	-	-	-	-	-
3. 定期性存款及外匯存款	12,549,266	-	1,428,917	-	127,428	-	-	-	-	-
4. 國外存款	1,130,498	-	33,379	-	281	-	-	-	-	-
5. 政府存款	-	-	-	-	-	-	901,968	-	-	185,475
6. 準備性存款	-	-	-	-	-	-	-	-	-	926,314
7. 非準備存款	-	-	-	-	-	-	-	-	-	1,990,677
8. 中央銀行單券	-	-	-	-	-	-	-	-	-	3,755,930
9. 中央銀行融通	-	-	-	-	-	-	-	-	439,673	-
10. 金融機構同業往來	-	-	-	-	-	-	-	-	-	-
11. 金融機構放款	-	10,259,679	-	6,374,227	-	551,055	-	1,611,281	-	-
12. 附條件交易	605,192	-	198,848	538	750	-	1,306	-	-	340,082
13. 非金融部門放款	81,840	241,474	181,325	508,213	2	178,508	511,820	48,716	-	-
14. 短期票券	21,769	-	108,392	473,279	1,224	12,558	-	-	-	-
15. 政府債券	63,421	-	16,683	-	6,753	-	1,649	3,409,723	-	-
16. 國內公司債	75,996	-	30,749	733,116	387	255,337	-	-	-	-
17. 金融債券	107,054	-	18,307	-	7,869	-	113	-	-	-
18. 共同基金	1,088,638	-	582,241	-	26,382	-	29,983	-	-	-
19. 上市上櫃公司股權	7,172,112	-	2,694,515	18,201,446	2,079	-	1,093,610	-	-	-
20. 其他企業權益	5,394,841	-	2,035,544	6,639,174	28,951	2,559,172	3,938,482	-	26,750	1,087,690
21. 人壽保險準備	6,434,160	-	-	-	-	-	-	-	-	-
22. 退休基金準備	942,978	-	-	-	-	-	-	-	-	-
23. 應收、應付款	2,280,706	395,464	7,184,069	8,272,732	153,239	321,179	-	-	-	-
24. 對外直接投資	1,701,002	-	2,028,568	-	6,019	-	-	-	-	-
25. 國外證券	2,623,521	-	84,306	156,589	-	-	-	-	-	-
26. 中央銀行準備資產	-	-	-	-	-	-	-	-	8,842,926	-
27. 其他債權債務淨額	1,218,426	-	-	442,806	-	111,246	8,342	-	28,664	-
金融性資產負債合計	51,174,214	10,896,617	18,218,713	41,802,118	379,068	3,989,054	6,487,365	5,069,720	9,338,013	9,245,712

金融性資產負債餘額表
of All Sectors at the end of 2006

單位：新台幣百萬元
Millions of N.T.Dollars

金融機構 Financial institutions						國內 全體部門 All domestic sectors		國外 部門 Rest of the world		Items
其他貨幣機構 Other monetary financial institutions		保險公司及退休基金 Insurance companies & pension funds		其他金融機構 Other financial institutions		資產 Assets	負債 Liabilities	資產 Assets	負債 Liabilities	
資產 Assets	負債 Liabilities	資產 Assets	負債 Liabilities	資產 Assets	負債 Liabilities					
200,823	-	757	-	16,584	-	959,544	959,544	-	-	1. Currency
62,425	9,113,077	72,224	-	204,910	-	8,891,637	9,113,077	221,440	-	2. Demand deposits
903,563	18,026,707	1,040,759	-	504,528	-	16,554,461	18,026,707	1,472,246	-	3. Time deposits & foreign currency deposits
563,572	-	14,118	-	11,588	-	1,753,436	-	-	1,753,436	4. Foreign deposits
-	716,493	-	-	-	-	901,968	901,968	-	-	5. Government deposits
926,314	-	-	-	-	-	926,314	926,314	-	-	6. Reserves against deposits
1,969,985	-	20,689	-	3	-	1,990,677	1,990,677	-	-	7. Deposits with Central Bank other than reserve requirements
3,683,240	-	-	-	72,690	-	3,755,930	3,755,930	-	-	8. Central Bank securities
-	439,673	-	-	-	-	439,673	439,673	-	-	9. Accommodations from Central Bank
78,718	6,559	-	-	6,559	78,718	85,277	85,277	-	-	10. Interbank claims
19,220,929	3,509	1,063,683	79,314	493,071	526,208	20,777,683	19,405,273	-	1,372,410	11. Loans by financial institutions
128,516	545,736	106,583	400	854,228	1,354,665	1,895,423	2,241,421	347,134	1,136	12. Repurchase agreements
-	261,226	-	-	-	24,250	774,987	1,262,386	516,262	28,863	13. Loans by nonfinancial institutions
168,223	-	156,527	-	269,051	239,807	725,187	725,644	457	-	14. Short-term securities
1,291,875	-	1,497,797	-	525,570	-	3,403,748	3,409,723	5,975	-	15. Government securities
337,873	-	235,049	-	456,213	162,995	1,136,266	1,151,448	15,182	-	16. Domestic corporate bonds
159,420	925,915	398,417	-	229,934	-	921,115	925,915	4,800	-	17. Bank debentures
63,653	4,423	141,202	-	68,833	2,015,260	2,000,930	2,019,683	18,753	-	18. Mutual funds
349,327	480,792	576,110	65,817	2,759,854	2,687,880	14,647,608	21,435,935	6,788,327	-	19. Shares
232,233	1,571,541	54,163	556,589	1,771,552	1,824,359	13,482,515	14,238,525	756,010	-	20. Other equities
-	-	-	6,434,160	-	-	6,434,160	6,434,160	-	-	21. Life insurance reserves
-	-	-	942,978	-	-	942,978	942,978	-	-	22. Pension fund reserves
-	-	-	-	-	-	9,618,014	8,989,375	1,527,768	2,156,407	23. Accounts receivable/payable
79,681	-	2,301	-	72,089	-	3,889,660	-	-	3,889,660	24. Outward direct investment
687,528	22,137	2,606,755	-	437,874	37,711	6,439,984	216,437	188,521	6,412,068	25. Outward securities investment and issuance
-	-	-	-	-	-	8,842,926	-	-	8,842,926	26. Reserve assets of Central Bank
288,070	-	-	754,093	-	221,574	1,543,503	1,529,718	-	13,785	27. Net other assets & liabilities
31,395,968	32,117,788	7,987,133	8,833,351	8,755,130	9,173,427	133,735,604	121,127,788	11,862,875	24,470,691	Total

民國96年底各部門
Financial Assets & Liabilities

項 目	家庭及非營利團體 Households & non-profit institutions		企 業 Business				政 府 Government		中央銀行 Central Bank	
	資 產 Assets	負 債 Liabilities	民 營 Private enterprises		公 營 Public enterprises		資 產 Assets	負 債 Liabilities	資 產 Assets	負 債 Liabilities
			資 產 Assets	負 債 Liabilities	資 產 Assets	負 債 Liabilities				
1. 通貨	524,825	-	221,741	-	437	-	79	-	-	961,447
2. 活期性存款	7,108,068	-	1,362,202	-	17,839	-	-	-	-	-
3. 定期性存款及外匯存款	12,706,405	-	1,560,938	-	138,810	-	-	-	-	-
4. 國外存款	1,497,912	-	27,255	-	317	-	-	-	-	-
5. 政府存款	-	-	-	-	-	-	932,044	-	-	186,123
6. 準備性存款	-	-	-	-	-	-	-	-	-	1,064,311
7. 非準備存款	-	-	-	-	-	-	-	-	-	2,085,113
8. 中央銀行單券	-	-	-	-	-	-	-	-	-	3,460,300
9. 中央銀行融通	-	-	-	-	-	-	-	-	331,534	-
10. 金融機構同業往來	-	-	-	-	-	-	-	-	-	-
11. 金融機構放款	-	10,559,056	-	6,777,016	-	636,543	-	1,385,630	-	-
12. 附條件交易	514,297	-	176,121	526	200	-	3,255	-	-	101,220
13. 非金融部門放款	94,872	141,274	192,180	595,379	2	187,659	411,515	50,442	-	-
14. 短期票券	20,196	-	98,741	415,958	-	9,914	-	-	-	-
15. 政府債券	86,567	-	13,861	-	4,562	-	2,272	3,547,847	-	-
16. 國內公司債	72,921	-	27,551	658,180	457	291,040	-	-	-	-
17. 金融債券	149,933	-	19,709	-	11,653	-	66	-	-	-
18. 共同基金	1,202,025	-	520,266	-	13,845	-	10,564	-	-	-
19. 上市上櫃公司股權	7,622,108	-	3,400,976	20,626,973	2,126	-	1,200,055	-	-	-
20. 其他企業權益	5,452,137	-	2,137,149	7,034,147	23,701	2,547,193	4,261,215	-	26,815	1,361,604
21. 人壽保險準備	7,140,109	-	-	-	-	-	-	-	-	-
22. 退休基金準備	1,135,034	-	-	-	-	-	-	-	-	-
23. 應收、應付款	2,385,366	386,881	7,689,054	8,711,551	166,823	324,577	-	-	-	-
24. 對外直接投資	1,855,076	-	2,736,818	-	6,050	-	-	-	-	-
25. 國外證券	3,337,052	-	86,915	129,091	-	-	-	-	-	-
26. 中央銀行準備資產	-	-	-	-	-	-	-	-	8,933,978	-
27. 其他債權債務淨額	1,544,324	-	-	577,363	-	117,476	66,633	-	34,416	-
金融性資產負債合計	54,449,226	11,087,211	20,271,477	45,526,183	386,822	4,114,401	6,887,697	4,983,919	9,326,743	9,220,118

金融性資產負債餘額表
of All Sectors at the end of 2007

單位：新台幣百萬元
Millions of N.T.Dollars

金融機構 Financial institutions						國內 全體部門 All domestic sectors		國外 部門 Rest of the world		Items
其他貨幣機構 Other monetary financial institutions		保險公司及退休基金 Insurance companies & pension funds		其他金融機構 Other financial institutions		資產 Assets	負債 Liabilities	資產 Assets	負債 Liabilities	
資產 Assets	負債 Liabilities	資產 Assets	負債 Liabilities	資產 Assets	負債 Liabilities					
198,820	-	869	-	14,676	-	961,447	961,447	-	-	1. Currency
91,671	9,210,413	92,552	-	235,902	-	8,908,234	9,210,413	302,179	-	2. Demand deposits
886,415	18,759,884	1,063,013	-	500,396	-	16,855,977	18,759,884	1,903,907	-	3. Time deposits & foreign currency deposits
699,998	-	15,083	-	6,549	-	2,247,113	-	-	2,247,113	4. Foreign deposits
-	745,921	-	-	-	-	932,044	932,044	-	-	5. Government deposits
1,064,311	-	-	-	-	-	1,064,311	1,064,311	-	-	6. Reserves against deposits
2,074,277	-	10,834	-	2	-	2,085,113	2,085,113	-	-	7. Deposits with Central Bank other than reserve requirements
3,430,530	-	-	-	29,770	-	3,460,300	3,460,300	-	-	8. Central Bank securities
-	329,434	-	-	-	2,100	331,534	331,534	-	-	9. Accommodations from Central Bank
61,623	10,335	-	-	10,335	61,623	71,958	71,958	-	-	10. Interbank claims
19,964,627	4,497	1,191,799	87,714	515,955	571,673	21,672,381	20,022,129	-	1,650,252	11. Loans by financial institutions
64,853	457,692	145,183	-	606,192	1,082,906	1,510,101	1,642,343	132,242	-	12. Repurchase agreements
-	254,617	-	-	-	18,631	698,569	1,248,002	586,888	37,455	13. Loans by nonfinancial institutions
118,517	-	152,450	78	281,485	247,259	671,390	673,209	1,819	-	14. Short-term securities
1,423,361	-	1,590,707	-	415,504	-	3,536,835	3,547,847	11,012	-	15. Government securities
327,791	-	245,294	-	394,982	155,638	1,068,996	1,104,858	35,862	-	16. Domestic corporate bonds
137,504	917,393	430,550	-	163,171	-	912,585	917,393	4,808	-	17. Bank debentures
38,145	3,089	225,057	-	57,035	2,085,374	2,066,936	2,088,463	21,527	-	18. Mutual funds
401,156	395,231	718,506	75,575	2,800,161	2,424,587	16,145,088	23,522,366	7,377,278	-	19. Shares
223,843	1,650,418	64,761	485,595	2,005,701	2,013,020	14,195,322	15,091,978	896,656	-	20. Other equities
-	-	-	7,140,109	-	-	7,140,109	7,140,109	-	-	21. Life insurance reserves
-	-	-	1,135,034	-	-	1,135,034	1,135,034	-	-	22. Pension fund reserves
-	-	-	-	-	-	10,241,242	9,423,009	1,681,723	2,499,956	23. Accounts receivable/payable
92,645	-	3,764	-	100,675	-	4,795,028	-	-	4,795,028	24. Outward direct investment
784,462	23,583	3,281,820	-	578,392	17,736	8,068,641	170,410	134,352	8,032,583	25. Outward securities investment and issuance
-	-	-	-	-	-	8,933,978	-	-	8,933,978	26. Reserve assets of Central Bank
258,602	-	-	1,045,248	-	108,254	1,903,974	1,848,341	-	55,633	27. Net other assets & liabilities
32,343,152	32,762,507	9,232,241	9,969,354	8,716,883	8,788,801	141,614,240	126,452,494	13,090,253	28,251,999	Total

民國97年底各部門
Financial Assets & Liabilities

項 目	家庭及非營利團體 Households & non-profit institutions		企 業 Business				政 府 Government		中央銀行 Central Bank	
	資 產 Assets	負 債 Liabilities	民 營 Private enterprises		公 營 Public enterprises		資 產 Assets	負 債 Liabilities	資 產 Assets	負 債 Liabilities
			資 產 Assets	負 債 Liabilities	資 產 Assets	負 債 Liabilities				
1. 通貨	667,635	-	154,729	-	424	-	90	-	-	1,054,061
2. 活期性存款	6,876,661	-	1,459,526	-	11,304	-	-	-	-	-
3. 定期性存款及外匯存款	14,331,138	-	1,827,185	-	159,243	-	-	-	-	-
4. 國外存款	1,510,739	-	5,428	-	204	-	-	-	-	-
5. 政府存款	-	-	-	-	-	-	948,229	-	-	153,431
6. 準備性存款	-	-	-	-	-	-	-	-	-	1,075,169
7. 非準備性存款	-	-	-	-	-	-	-	-	-	2,108,130
8. 中央銀行單券	-	-	-	-	-	-	-	-	-	4,334,945
9. 中央銀行融通	-	-	-	-	-	-	-	-	405,273	-
10. 金融機構同業往來	-	-	-	-	-	-	-	-	-	-
11. 金融機構放款	-	10,394,222	-	7,075,099	-	754,273	-	1,281,184	-	-
12. 附條件交易	610,003	-	119,488	-	300	-	7,322	-	-	-
13. 非金融部門放款	62,931	170,654	257,691	652,172	-	197,373	447,713	60,787	-	-
14. 短期票券	20,855	-	68,325	387,639	634	147,721	-	-	-	-
15. 政府債券	94,154	-	1,934	-	1,985	-	456	3,843,000	-	-
16. 國內公司債	75,175	-	35,074	631,264	936	317,660	-	-	-	-
17. 金融債券	104,025	-	12,354	-	15,082	-	48	-	-	-
18. 共同基金	805,846	-	400,428	-	13,723	-	7,308	-	-	-
19. 上市上櫃公司股權	4,363,289	-	1,766,217	10,692,131	2,560	-	441,202	-	-	-
20. 其他企業權益	4,928,534	-	2,030,943	7,054,324	23,914	2,329,168	4,015,713	-	26,680	1,373,623
21. 人壽保險準備	7,842,007	-	-	-	-	-	-	-	-	-
22. 退休基金準備	1,144,084	-	-	-	-	-	-	-	-	-
23. 應收、應付款	2,561,391	322,035	6,832,762	8,155,414	129,309	269,596	-	-	-	-
24. 對外直接投資	1,862,522	-	3,158,575	-	6,161	-	-	-	-	-
25. 國外證券	1,913,315	-	54,242	107,204	-	-	-	-	-	-
26. 中央銀行準備資產	-	-	-	-	-	-	-	-	9,713,853	-
27. 其他債權債務淨額	1,091,154	-	-	196,355	-	53,666	-	190,608	69,288	-
金融性資產負債合計	50,865,457	10,886,911	18,184,902	34,951,601	365,779	4,069,457	5,868,080	5,375,579	10,215,094	10,099,359

金融性資產負債餘額表
of All Sectors at the end of 2008

單位：新台幣百萬元
Millions of N.T.Dollars

金融機構 Financial institutions						國內 全體部門 All domestic sectors		國外 部門 Rest of the world		Items
其他貨幣機構 Other monetary financial institutions		保險公司及退休基金 Insurance companies & pension funds		其他金融機構 Other financial institutions		資產 Assets	負債 Liabilities	資產 Assets	負債 Liabilities	
資產 Assets	負債 Liabilities	資產 Assets	負債 Liabilities	資產 Assets	負債 Liabilities					
220,524	-	1,382	-	9,277	-	1,054,061	1,054,061	-	-	1. Currency
44,855	8,971,694	162,144	-	222,491	-	8,776,982	8,971,694	194,712	-	2. Demand deposits
840,148	21,072,319	1,138,642	-	707,891	-	19,004,248	21,072,319	2,068,071	-	3. Time deposits & foreign currency deposits
1,018,452	-	73,234	-	3,408	-	2,611,465	-	-	2,611,465	4. Foreign deposits
-	794,798	-	-	-	-	948,229	948,229	-	-	5. Government deposits
1,075,169	-	-	-	-	-	1,075,169	1,075,169	-	-	6. Reserves against deposits
2,095,265	-	12,863	-	2	-	2,108,130	2,108,130	-	-	7. Deposits with Central Bank other than reserve requirements
4,298,095	-	-	-	36,850	-	4,334,945	4,334,945	-	-	8. Central Bank securities
-	405,273	-	-	-	-	405,273	405,273	-	-	9. Accommodations from Central Bank
33,309	840	-	-	840	33,309	34,149	34,149	-	-	10. Interbank claims
20,768,909	2,072	1,279,819	204,376	243,724	552,121	22,292,452	20,263,348	-	2,029,104	11. Loans by financial institutions
62,723	460,569	87,189	-	509,615	947,411	1,396,640	1,407,980	11,340	-	12. Repurchase agreements
-	222,045	-	-	-	17,958	768,335	1,320,989	603,663	51,009	13. Loans by nonfinancial institutions
169,444	-	172,893	-	262,811	159,799	694,962	695,159	197	-	14. Short-term securities
1,614,316	-	1,725,626	-	355,467	-	3,793,937	3,843,000	49,063	-	15. Government securities
372,494	-	332,598	-	305,104	190,090	1,121,382	1,139,014	17,632	-	16. Domestic corporate bonds
113,921	896,031	510,461	-	135,321	-	891,213	896,031	4,818	-	17. Bank debentures
33,322	2,660	272,247	-	55,202	1,597,164	1,588,076	1,599,824	11,749	-	18. Mutual funds
209,074	283,144	494,584	40,858	1,599,222	1,528,672	8,876,148	12,544,805	3,668,657	-	19. Shares
208,464	1,643,425	46,075	262,205	2,027,061	1,762,135	13,307,386	14,424,881	1,117,495	-	20. Other equities
-	-	-	7,842,007	-	-	7,842,007	7,842,007	-	-	21. Life insurance reserves
-	-	-	1,144,084	-	-	1,144,084	1,144,084	-	-	22. Pension fund reserves
-	-	-	-	-	-	9,523,462	8,747,045	1,347,337	2,123,754	23. Accounts receivable/payable
92,424	-	6,091	-	118,657	-	5,244,430	-	-	5,244,430	24. Outward direct investment
764,104	29,136	3,189,942	-	250,876	13,142	6,172,479	149,482	115,003	6,138,000	25. Outward securities investment and issuance
-	-	-	-	-	-	9,713,853	-	-	9,713,853	26. Reserve assets of Central Bank
311,798	-	-	877,609	-	203,308	1,472,240	1,521,547	49,306	-	27. Net other assets & liabilities
34,346,810	34,784,006	9,505,792	10,371,140	6,843,820	7,005,110	136,195,736	117,543,165	9,259,043	27,911,615	Total

民國98年底各部門
Financial Assets & Liabilities

項 目	家庭及非營利團體 Households & non-profit institutions		企 業 Business				政 府 Government		中央銀行 Central Bank	
	資 產 Assets	負 債 Liabilities	民 營 Private enterprises		公 營 Public enterprises		資 產 Assets	負 債 Liabilities	資 產 Assets	負 債 Liabilities
			資 產 Assets	負 債 Liabilities	資 產 Assets	負 債 Liabilities				
1. 通貨	728,795	-	177,218	-	388	-	102	-	-	1,122,504
2. 活期性存款	8,781,973	-	1,777,059	-	15,718	-	-	-	-	-
3. 定期性存款及外匯存款	13,484,686	-	1,896,762	-	136,517	-	-	-	-	-
4. 國外存款	1,457,643	-	2,356	-	352	-	-	-	-	-
5. 政府存款	-	-	-	-	-	-	1,005,609	-	-	233,702
6. 準備性存款	-	-	-	-	-	-	-	-	-	1,185,483
7. 非準備存款	-	-	-	-	-	-	-	-	-	2,179,545
8. 中央銀行單券	-	-	-	-	-	-	-	-	-	5,928,485
9. 中央銀行融通	-	-	-	-	-	-	-	-	619,440	-
10. 金融機構同業往來	-	-	-	-	-	-	-	-	-	-
11. 金融機構放款	-	10,662,070	-	6,838,443	-	743,639	-	1,501,414	-	-
12. 附條件交易	417,285	-	101,846	-	370	-	-	-	-	-
13. 非金融部門放款	60,130	140,656	299,874	691,806	-	200,581	432,837	65,630	-	-
14. 短期票券	19,685	-	44,533	349,936	-	149,865	-	-	-	-
15. 政府債券	64,463	-	1,323	-	437	-	1,802	4,185,940	-	-
16. 國內公司債	75,038	-	35,360	557,889	9,178	367,325	-	-	-	-
17. 金融債券	95,290	-	9,150	-	12,168	-	47	-	-	-
18. 共同基金	1,060,035	-	524,817	-	19,252	-	10,144	-	-	-
19. 上市上櫃公司股權	8,742,930	-	3,025,973	20,196,256	5,541	-	599,348	-	-	-
20. 其他企業權益	5,768,263	-	2,404,815	7,761,793	24,897	2,350,794	4,021,390	-	26,660	1,223,386
21. 人壽保險準備	8,973,000	-	-	-	-	-	-	-	-	-
22. 退休基金準備	1,487,669	-	-	-	-	-	-	-	-	-
23. 應收、應付款	2,595,493	323,664	7,572,498	8,949,069	149,342	308,065	-	-	-	-
24. 對外直接投資	1,781,781	-	3,367,733	-	6,638	-	-	-	-	-
25. 國外證券	2,454,470	-	58,033	57,756	-	-	-	-	-	-
26. 中央銀行準備資產	-	-	-	-	-	-	-	-	11,357,066	-
27. 其他債權債務淨額	1,842,011	-	-	210,173	-	115,588	-	159,733	46,903	-
金融性資產負債合計	59,890,641	11,126,389	21,299,352	45,613,121	380,798	4,235,857	6,071,279	5,912,717	12,050,069	11,873,105

金融性資產負債餘額表
of All Sectors at the end of 2009

單位：新台幣百萬元
Millions of N.T.Dollars

金融機構 Financial institutions						國內 全體部門 All domestic sectors		國外 部門 Rest of the world		Items
其他貨幣機構 Other monetary financial institutions		保險公司及退休基金 Insurance companies & pension funds		其他金融機構 Other financial institutions		資產 Assets	負債 Liabilities	資產 Assets	負債 Liabilities	
資產 Assets	負債 Liabilities	資產 Assets	負債 Liabilities	資產 Assets	負債 Liabilities					
209,886	-	962	-	5,153	-	1,122,504	1,122,504	-	-	1. Currency
89,078	11,503,246	323,650	-	304,046	-	11,291,523	11,503,246	211,723	-	2. Demand deposits
877,232	20,152,387	1,349,507	-	726,716	-	18,471,421	20,152,387	1,680,966	-	3. Time deposits & foreign currency deposits
823,834	-	46,471	-	22,794	-	2,353,449	-	-	2,353,449	4. Foreign deposits
-	771,907	-	-	-	-	1,005,609	1,005,609	-	-	5. Government deposits
1,185,483	-	-	-	-	-	1,185,483	1,185,483	-	-	6. Reserves against deposits
2,166,426	-	12,154	-	965	-	2,179,545	2,179,545	-	-	7. Deposits with Central Bank other than reserve requirements
5,786,685	-	88,800	-	53,000	-	5,928,485	5,928,485	-	-	8. Central Bank securities
-	619,440	-	-	-	-	619,440	619,440	-	-	9. Accommodations from Central Bank
25,440	1,380	-	-	1,380	25,440	26,820	26,820	-	-	10. Interbank claims
21,040,081	1,529	1,219,098	196,634	451,228	540,665	22,710,407	20,484,393	-	2,226,014	11. Loans by financial institutions
30,606	328,928	149,307	-	348,982	734,848	1,048,396	1,063,776	15,380	-	12. Repurchase agreements
-	268,201	-	-	-	18,565	792,841	1,385,439	693,039	100,442	13. Loans by nonfinancial institutions
102,882	-	177,349	-	311,733	156,380	656,181	656,181	-	-	14. Short-term securities
1,836,495	-	1,891,276	-	266,202	-	4,061,998	4,185,940	123,942	-	15. Government securities
340,699	-	402,132	-	267,453	211,725	1,129,860	1,136,939	7,079	-	16. Domestic corporate bonds
74,375	812,450	541,203	-	80,216	-	812,450	812,450	-	-	17. Bank debentures
23,177	1,954	300,703	-	52,204	2,000,376	1,990,332	2,002,330	11,999	-	18. Mutual funds
318,259	362,960	788,742	94,318	2,760,936	2,447,217	16,241,728	23,100,751	6,859,023	-	19. Shares
269,001	1,828,988	55,687	420,471	2,269,054	2,433,426	14,839,769	16,018,858	1,179,089	-	20. Other equities
-	-	-	8,973,000	-	-	8,973,000	8,973,000	-	-	21. Life insurance reserves
-	-	-	1,487,669	-	-	1,487,669	1,487,669	-	-	22. Pension fund reserves
-	-	-	-	-	-	10,317,334	9,580,798	1,983,093	2,719,630	23. Accounts receivable/payable
97,719	-	5,499	-	98,996	-	5,358,366	-	-	5,358,366	24. Outward direct investment
787,831	11,679	4,031,812	-	471,308	18,437	7,803,455	87,872	44,660	7,760,243	25. Outward securities investment and issuance
-	-	-	-	-	-	11,357,066	-	-	11,357,066	26. Reserve assets of Central Bank
289,949	-	-	1,226,027	-	454,677	2,178,863	2,166,197	-	12,665	27. Net other assets & liabilities
36,375,139	36,665,049	11,384,352	12,398,118	8,492,365	9,041,755	155,943,993	136,866,112	12,809,993	31,887,874	Total

民國99年底各部門
Financial Assets & Liabilities

項 目	家庭及非營利團體 Households & non-profit institutions		企 業 Business				政 府 Government		中央銀行 Central Bank	
	資 產 Assets	負 債 Liabilities	民 營 Private enterprises		公 營 Public enterprises		資 產 Assets	負 債 Liabilities	資 產 Assets	負 債 Liabilities
			資 產 Assets	負 債 Liabilities	資 產 Assets	負 債 Liabilities				
1. 通貨	819,098	-	170,555	-	408	-	79	-	-	1,204,628
2. 活期性存款	9,536,351	-	1,963,047	-	13,912	-	-	-	-	-
3. 定期性存款及外匯存款	13,839,535	-	2,062,658	-	133,623	-	-	-	-	-
4. 國外存款	1,348,769	-	3,400	-	526	-	-	-	-	-
5. 政府存款	-	-	-	-	-	-	1,056,395	-	-	213,289
6. 準備性存款	-	-	-	-	-	-	-	-	-	1,301,096
7. 非準備存款	-	-	-	-	-	-	-	-	-	2,192,061
8. 中央銀行單券	-	-	-	-	-	-	-	-	-	6,712,620
9. 中央銀行融通	-	-	-	-	-	-	-	-	383,174	-
10. 金融機構同業往來	-	-	-	-	-	-	-	-	-	-
11. 金融機構放款	-	11,278,571	-	7,293,857	-	786,770	-	1,653,305	-	-
12. 附條件交易	428,309	-	163,570	-	2,307	-	340	-	-	-
13. 非金融部門放款	40,944	130,997	319,314	732,975	-	204,381	429,547	77,463	-	-
14. 短期票券	20,768	-	43,445	366,425	-	93,093	-	-	-	-
15. 政府債券	53,519	-	1,395	-	194	-	7,052	4,574,298	-	-
16. 國內公司債	79,345	-	36,071	588,893	10,379	420,175	-	-	-	-
17. 金融債券	79,725	-	6,020	-	12,123	-	32	-	-	-
18. 共同基金	1,030,413	-	481,583	-	14,086	-	10,386	-	-	-
19. 上市上櫃公司股權	9,330,473	-	3,454,384	22,220,028	7,537	-	728,381	-	-	-
20. 其他企業權益	6,246,084	-	2,577,574	8,050,083	27,199	2,316,425	3,410,084	-	26,632	731,553
21. 人壽保險準備	10,224,292	-	-	-	-	-	-	-	-	-
22. 退休基金準備	1,717,919	-	-	-	-	-	-	-	-	-
23. 應收、應付款	2,773,951	390,616	8,051,561	9,497,940	150,781	322,046	-	-	-	-
24. 對外直接投資	1,613,882	-	3,676,806	-	6,573	-	-	-	-	-
25. 國外證券	2,666,819	-	61,671	90,772	-	-	-	-	-	-
26. 中央銀行準備資產	-	-	-	-	-	-	-	-	11,422,578	-
27. 其他債權債務淨額	2,047,828	-	-	615,249	-	156,746	-	37,885	518,435	-
金融性資產負債合計	63,898,026	11,800,184	23,073,053	49,456,222	379,647	4,299,636	5,642,296	6,342,951	12,350,819	12,355,247

金融性資產負債餘額表
of All Sectors at the end of 2010

單位：新台幣百萬元
Millions of N.T.Dollars

金融機構 Financial institutions						國內 全體部門 All domestic sectors		國外 部門 Rest of the world		Items
其他貨幣機構 Other monetary financial institutions		保險公司及退休基金 Insurance companies & pension funds		其他金融機構 Other financial institutions		資產 Assets	負債 Liabilities	資產 Assets	負債 Liabilities	
資產 Assets	負債 Liabilities	資產 Assets	負債 Liabilities	資產 Assets	負債 Liabilities					
208,775	-	863	-	4,850	-	1,204,628	1,204,628	-	-	1. Currency
92,172	12,434,491	231,570	-	379,179	-	12,216,230	12,434,491	218,261	-	2. Demand deposits
908,065	20,832,461	1,322,355	-	694,321	-	18,960,558	20,832,461	1,871,903	-	3. Time deposits & foreign currency deposits
859,276	-	84,179	-	30,190	-	2,326,341	-	-	2,326,341	4. Foreign deposits
-	843,106	-	-	-	-	1,056,395	1,056,395	-	-	5. Government deposits
1,301,096	-	-	-	-	-	1,301,096	1,301,096	-	-	6. Reserves against deposits
2,180,388	-	11,671	-	2	-	2,192,061	2,192,061	-	-	7. Deposits with Central Bank other than reserve requirements
6,518,055	-	127,500	-	67,065	-	6,712,620	6,712,620	-	-	8. Central Bank securities
-	383,174	-	-	-	-	383,174	383,174	-	-	9. Accommodations from Central Bank
19,445	1,335	-	-	1,335	19,445	20,780	20,780	-	-	10. Interbank claims
21,877,396	1,650	1,204,852	57,675	529,252	591,637	23,611,501	21,663,464	-	1,948,037	11. Loans by financial institutions
73,969	413,254	163,218	-	331,429	817,945	1,163,142	1,231,199	68,057	-	12. Repurchase agreements
-	349,030	-	-	-	31,218	789,804	1,526,064	813,316	77,056	13. Loans by nonfinancial institutions
90,506	-	259,824	-	277,735	232,761	692,279	692,279	-	-	14. Short-term securities
1,937,642	-	2,092,630	-	262,297	-	4,354,729	4,574,298	219,569	-	15. Government securities
315,490	-	484,724	-	257,757	193,136	1,183,766	1,202,204	18,438	-	16. Domestic corporate bonds
49,237	815,777	619,225	-	48,501	-	814,862	815,777	915	-	17. Bank debentures
22,108	1,408	291,415	-	50,962	1,914,803	1,900,953	1,916,211	15,258	-	18. Mutual funds
355,809	545,249	976,645	121,569	2,887,107	2,676,005	17,740,335	25,562,851	7,822,516	-	19. Shares
228,019	1,944,345	54,706	519,838	2,686,416	2,843,083	15,256,714	16,405,327	1,148,613	-	20. Other equities
-	-	-	10,224,292	-	-	10,224,292	10,224,292	-	-	21. Life insurance reserves
-	-	-	1,717,919	-	-	1,717,919	1,717,919	-	-	22. Pension fund reserves
-	-	-	-	-	-	10,976,293	10,210,603	2,308,807	3,074,498	23. Accounts receivable/payable
102,570	-	6,350	-	121,383	-	5,527,563	-	-	5,527,563	24. Outward direct investment
813,405	10,768	4,870,015	-	574,148	4,425	8,986,058	105,965	56,257	8,936,350	25. Outward securities investment and issuance
-	-	-	-	-	-	11,422,578	-	-	11,422,578	26. Reserve assets of Central Bank
104,258	-	-	1,337,422	-	429,109	2,670,522	2,576,411	-	94,110	27. Net other assets & liabilities
38,057,682	38,576,049	12,801,742	13,978,715	9,203,929	9,753,566	165,407,193	146,562,571	14,561,910	33,406,532	Total

民國100年底各部門
Financial Assets & Liabilities

項 目	家庭及非營利團體 Households & non-profit institutions		企 業 Business				政 府 Government		中央銀行 Central Bank	
	資 產 Assets	負 債 Liabilities	民 營 Private enterprises		公 營 Public enterprises		資 產 Assets	負 債 Liabilities	資 產 Assets	負 債 Liabilities
			資 產 Assets	負 債 Liabilities	資 產 Assets	負 債 Liabilities				
1. 通貨	931,896	-	170,784	-	390	-	91	-	-	1,320,376
2. 活期性存款	9,908,333	-	1,942,046	-	17,845	-	-	-	-	-
3. 定期性存款及外匯存款	14,601,517	-	2,135,043	-	124,859	-	-	-	-	-
4. 國外存款	1,357,970	-	3,676	-	245	-	-	-	-	-
5. 政府存款	-	-	-	-	-	-	966,133	-	-	181,662
6. 準備性存款	-	-	-	-	-	-	-	-	-	1,404,831
7. 非準備存款	-	-	-	-	-	-	-	-	-	2,192,153
8. 中央銀行單券	-	-	-	-	-	-	-	-	-	6,682,155
9. 中央銀行融通	-	-	-	-	-	-	-	-	566,275	-
10. 金融機構同業往來	-	-	-	-	-	-	-	-	-	-
11. 金融機構放款	-	11,468,841	-	8,032,398	-	780,426	-	1,660,040	-	-
12. 附條件交易	558,106	-	152,616	-	2,911	-	839	-	-	-
13. 非金融部門放款	59,669	145,947	431,564	913,542	-	234,477	415,382	74,436	-	-
14. 短期票券	22,226	-	57,325	431,693	-	130,439	-	-	-	-
15. 政府債券	60,790	-	1,290	-	373	-	13,540	4,824,607	-	-
16. 國內公司債	89,289	-	33,542	668,398	8,321	477,705	-	-	-	-
17. 金融債券	68,008	-	6,222	-	9,929	-	64	-	-	-
18. 共同基金	968,385	-	460,177	-	12,950	-	9,023	-	-	-
19. 上市上櫃公司股權	6,960,133	-	2,609,044	17,784,775	8,852	-	604,816	-	-	-
20. 其他企業權益	6,302,624	-	2,749,582	8,327,691	24,270	2,339,536	3,488,197	-	27,027	778,633
21. 人壽保險準備	11,182,235	-	-	-	-	-	-	-	-	-
22. 退休基金準備	1,818,856	-	-	-	-	-	-	-	-	-
23. 應收、應付款	2,830,354	408,767	8,496,248	9,933,994	161,186	348,654	-	-	-	-
24. 對外直接投資	1,715,882	-	4,365,057	-	6,174	-	-	-	-	-
25. 國外證券	2,230,996	-	61,284	144,063	-	-	-	-	-	-
26. 中央銀行準備資產	-	-	-	-	-	-	-	-	11,838,783	-
27. 其他債權債務淨額	2,151,397	-	-	166,319	-	198,201	15,497	-	122,399	-
金融性資產負債合計	63,818,663	12,023,555	23,675,499	46,402,873	378,305	4,509,438	5,513,583	6,559,083	12,554,484	12,559,810

金融性資產負債餘額表
of All Sectors at the end of 2011

單位：新台幣百萬元
Millions of N.T.Dollars

金融機構 Financial institutions						國內 全體部門 All domestic sectors		國外 部門 Rest of the world		Items
其他貨幣機構 Other monetary financial institutions		保險公司及退休基金 Insurance companies & pension funds		其他金融機構 Other financial institutions		資產 Assets	負債 Liabilities	資產 Assets	負債 Liabilities	
資產 Assets	負債 Liabilities	資產 Assets	負債 Liabilities	資產 Assets	負債 Liabilities					
213,032	-	708	-	3,475	-	1,320,376	1,320,376	-	-	1. Currency
64,202	12,725,467	204,866	-	381,513	-	12,518,805	12,725,467	206,662	-	2. Demand deposits
934,811	22,359,582	1,456,802	-	776,234	-	20,029,267	22,359,582	2,330,315	-	3. Time deposits & foreign currency deposits
1,026,660	-	189,953	-	31,217	-	2,609,721	-	-	2,609,721	4. Foreign deposits
-	784,471	-	-	-	-	966,133	966,133	-	-	5. Government deposits
1,404,831	-	-	-	-	-	1,404,831	1,404,831	-	-	6. Reserves against deposits
2,179,942	-	12,211	-	-	-	2,192,153	2,192,153	-	-	7. Deposits with Central Bank other than reserve requirements
6,535,905	-	91,800	-	54,450	-	6,682,155	6,682,155	-	-	8. Central Bank securities
-	566,275	-	-	-	-	566,275	566,275	-	-	9. Accommodations from Central Bank
21,731	131	-	-	131	21,731	21,862	21,862	-	-	10. Interbank claims
23,520,585	2,708	1,211,131	33,873	418,058	657,659	25,149,774	22,635,946	-	2,513,828	11. Loans by financial institutions
68,723	421,955	149,270	-	300,867	885,182	1,233,332	1,307,137	73,805	-	12. Repurchase agreements
-	548,338	-	-	-	6,198	906,616	1,922,937	1,136,381	120,060	13. Loans by nonfinancial institutions
132,370	-	273,772	-	255,160	178,719	740,852	740,852	-	-	14. Short-term securities
2,050,161	-	2,275,612	-	286,416	-	4,688,182	4,824,607	136,425	-	15. Government securities
380,486	-	511,241	3,405	281,394	203,352	1,304,273	1,352,860	48,587	-	16. Domestic corporate bonds
59,021	900,425	708,491	-	47,842	-	899,576	900,425	849	-	17. Bank debentures
11,546	1,606	238,621	-	44,328	1,749,492	1,745,031	1,751,098	6,067	-	18. Mutual funds
308,544	303,774	942,679	97,309	2,721,994	2,140,654	14,156,062	20,326,512	6,170,450	-	19. Shares
178,555	2,124,487	48,068	474,328	2,724,397	2,594,386	15,542,719	16,639,062	1,096,343	-	20. Other equities
-	-	-	11,182,235	-	-	11,182,235	11,182,235	-	-	21. Life insurance reserves
-	-	-	1,818,856	-	-	1,818,856	1,818,856	-	-	22. Pension fund reserves
-	-	-	-	-	-	11,487,787	10,691,416	2,542,086	3,338,457	23. Accounts receivable/payable
106,104	-	6,449	-	151,400	-	6,351,066	-	-	6,351,066	24. Outward direct investment
842,798	11,215	5,679,768	-	497,840	4,547	9,312,685	159,825	99,387	9,252,247	25. Outward securities investment and issuance
-	-	-	-	-	-	11,838,783	-	-	11,838,783	26. Reserve assets of Central Bank
244,699	-	-	1,659,747	-	430,430	2,533,992	2,454,696	-	79,295	27. Net other assets & liabilities
40,284,706	40,750,434	14,001,442	15,269,753	8,976,716	8,872,350	169,203,397	146,947,296	13,847,357	36,103,458	Total

民國101年底各部門
Financial Assets & Liabilities

項 目	家庭及非營利團體 Households & non-profit institutions		企 業 Business				政 府 Government		中央銀行 Central Bank	
	資 產 Assets	負 債 Liabilities	民 營 Private enterprises		公 營 Public enterprises		資 產 Assets	負 債 Liabilities	資 產 Assets	負 債 Liabilities
			資 產 Assets	負 債 Liabilities	資 產 Assets	負 債 Liabilities				
1. 通貨	998,503	-	195,886	-	421	-	84	-	-	1,437,306
2. 活期性存款	10,524,194	-	1,977,070	-	29,819	-	-	-	-	-
3. 定期性存款及外匯存款	15,007,659	-	2,145,242	-	129,718	-	-	-	-	-
4. 國外存款	1,598,449	-	4,267	-	210	-	-	-	-	-
5. 政府存款	-	-	-	-	-	-	940,826	-	-	167,323
6. 準備性存款	-	-	-	-	-	-	-	-	-	1,469,040
7. 非準備存款	-	-	-	-	-	-	-	-	-	2,208,359
8. 中央銀行單券	-	-	-	-	-	-	-	-	-	6,642,560
9. 中央銀行融通	-	-	-	-	-	-	-	-	344,895	-
10. 金融機構同業往來	-	-	-	-	-	-	-	-	-	-
11. 金融機構放款	-	11,799,788	-	8,287,253	-	706,525	-	1,670,117	-	-
12. 附條件交易	384,852	-	127,269	-	-	-	1,488	-	-	-
13. 非金融部門放款	48,179	129,467	469,964	867,031	-	202,346	394,660	77,330	-	-
14. 短期票券	30,836	-	61,734	490,207	-	323,441	-	-	-	-
15. 政府債券	52,834	-	1,266	-	1,014	-	18,882	5,129,468	-	-
16. 國內公司債	103,867	-	31,854	822,510	9,467	533,660	-	-	-	-
17. 金融債券	48,007	-	6,233	-	11,700	-	-	-	-	-
18. 共同基金	1,073,217	-	418,070	-	11,632	-	9,825	-	-	-
19. 上市上櫃公司股權	7,886,596	-	3,015,350	19,701,393	12,605	-	690,154	-	-	-
20. 其他企業權益	6,830,950	-	2,951,111	8,767,824	23,280	1,920,899	3,101,816	-	27,158	823,881
21. 人壽保險準備	12,547,269	-	-	-	-	-	-	-	-	-
22. 退休基金準備	2,086,113	-	-	-	-	-	-	-	-	-
23. 應收、應付款	2,746,813	474,700	9,115,460	10,222,347	151,411	354,190	-	-	-	-
24. 對外直接投資	1,538,697	-	4,722,951	-	5,832	-	-	-	-	-
25. 國外證券	2,787,252	-	72,353	151,128	-	-	-	-	-	-
26. 中央銀行準備資產	-	-	-	-	-	-	-	-	11,900,657	-
27. 其他債權債務淨額	2,385,246	-	-	545,070	-	213,634	-	30,122	470,345	-
金融性資產負債合計	68,679,533	12,403,955	25,316,081	49,854,763	387,107	4,254,696	5,157,735	6,907,037	12,743,055	12,748,469

金融性資產負債餘額表

of All Sectors at the end of 2012

單位：新台幣百萬元

Millions of N.T.Dollars

金融機構 Financial institutions						國內 全體部門 All domestic sectors		國外 部門 Rest of the world		Items
其他貨幣機構 Other monetary financial institutions		保險公司及退休基金 Insurance companies & pension funds		其他金融機構 Other financial institutions		資產 Assets	負債 Liabilities	資產 Assets	負債 Liabilities	
資產 Assets	負債 Liabilities	資產 Assets	負債 Liabilities	資產 Assets	負債 Liabilities					
234,094	-	1,222	-	7,096	-	1,437,306	1,437,306	-	-	1. Currency
66,135	13,347,614	230,870	-	323,440	-	13,151,528	13,347,614	196,086	-	2. Demand deposits
936,547	23,052,674	1,627,043	-	825,734	-	20,671,943	23,052,674	2,380,731	-	3. Time deposits & foreign currency deposits
860,561	-	205,751	-	33,564	-	2,702,801	-	-	2,702,801	4. Foreign deposits
-	773,503	-	-	-	-	940,826	940,826	-	-	5. Government deposits
1,469,040	-	-	-	-	-	1,469,040	1,469,040	-	-	6. Reserves against deposits
2,196,675	-	11,684	-	-	-	2,208,359	2,208,359	-	-	7. Deposits with Central Bank other than reserve requirements
6,513,940	-	71,100	-	57,520	-	6,642,560	6,642,560	-	-	8. Central Bank securities
-	344,895	-	-	-	-	344,895	344,895	-	-	9. Accommodations from Central Bank
42,377	318	-	-	318	42,377	42,695	42,695	-	-	10. Interbank claims
24,139,702	3,526	1,267,181	9,136	375,102	763,494	25,781,986	23,239,839	-	2,542,147	11. Loans by financial institutions
154,803	320,781	149,067	-	210,546	799,138	1,028,024	1,119,919	91,895	-	12. Repurchase agreements
-	588,545	-	-	-	4,741	912,803	1,869,460	1,077,245	120,587	13. Loans by nonfinancial institutions
413,826	-	208,773	-	312,706	214,227	1,027,875	1,027,875	-	-	14. Short-term securities
2,369,404	-	2,337,944	-	252,734	-	5,034,077	5,129,468	95,391	-	15. Government securities
483,433	-	596,326	7,385	283,708	210,190	1,508,655	1,573,745	65,090	-	16. Domestic corporate bonds
63,001	1,022,115	836,905	-	52,045	-	1,017,890	1,022,115	4,225	-	17. Bank debentures
19,972	586	265,665	-	55,237	1,858,913	1,853,618	1,859,499	5,881	-	18. Mutual funds
344,064	348,082	1,186,134	131,486	2,357,417	2,338,060	15,492,321	22,519,021	7,026,700	-	19. Shares
186,388	2,292,739	78,770	584,453	3,119,349	3,048,577	16,318,823	17,438,374	1,119,551	-	20. Other equities
-	-	-	12,547,269	-	-	12,547,269	12,547,269	-	-	21. Life insurance reserves
-	-	-	2,086,113	-	-	2,086,113	2,086,113	-	-	22. Pension fund reserves
-	-	-	-	-	-	12,013,684	11,051,236	2,733,006	3,695,454	23. Accounts receivable/payable
112,283	-	8,860	-	205,931	-	6,594,555	-	-	6,594,555	24. Outward direct investment
1,016,452	10,635	6,832,586	-	691,022	11,771	11,399,665	173,534	116,544	11,342,675	25. Outward securities investment and issuance
-	-	-	-	-	-	11,900,657	-	-	11,900,657	26. Reserve assets of Central Bank
258,775	-	-	1,762,204	-	370,560	3,114,366	2,921,590	-	192,777	27. Net other assets & liabilities
41,881,471	42,106,014	15,915,882	17,128,046	9,163,470	9,662,049	179,244,336	155,065,028	14,912,345	39,091,652	Total

民國102年底各部門
Financial Assets & Liabilities

項 目	家庭及非營利團體 Households & non-profit institutions		企 業 Business				政 府 Government		中央銀行 Central Bank	
	資 產 Assets	負 債 Liabilities	民 營 Private enterprises		公 營 Public enterprises		資 產 Assets	負 債 Liabilities	資 產 Assets	負 債 Liabilities
			資 產 Assets	負 債 Liabilities	資 產 Assets	負 債 Liabilities				
1. 通貨	1,130,615	-	189,309	-	414	-	88	-	-	1,555,758
2. 活期性存款	11,134,625	-	2,298,625	-	23,801	-	-	-	-	-
3. 定期性存款及外匯存款	15,588,790	-	2,318,142	-	110,475	-	-	-	-	-
4. 國外存款	1,696,455	-	2,194	-	165	-	-	-	-	-
5. 政府存款	-	-	-	-	-	-	884,609	-	-	147,831
6. 準備性存款	-	-	-	-	-	-	-	-	-	1,570,395
7. 非準備存款	-	-	-	-	-	-	-	-	-	2,235,346
8. 中央銀行單券	-	-	-	-	-	-	-	-	-	6,843,220
9. 中央銀行融通	-	-	-	-	-	-	-	-	557,937	-
10. 金融機構同業往來	-	-	-	-	-	-	-	-	-	-
11. 金融機構放款	-	12,590,032	-	8,546,605	-	711,942	-	1,460,375	-	-
12. 附條件交易	218,940	-	121,732	-	400	-	19,781	-	-	-
13. 非金融部門放款	40,831	117,164	469,699	825,580	-	185,563	373,131	76,664	-	-
14. 短期票券	36,102	-	56,383	589,961	-	379,425	-	-	-	-
15. 政府債券	55,868	-	637	-	753	-	48,503	5,424,066	-	-
16. 國內公司債	117,570	-	23,335	1,004,312	9,618	552,260	-	-	-	-
17. 金融債券	67,822	-	6,542	-	12,551	-	-	-	-	-
18. 共同基金	1,085,692	-	363,925	-	14,663	-	18,484	-	-	-
19. 上市上櫃公司股權	8,853,714	-	3,352,093	22,533,659	21,808	-	731,480	-	-	-
20. 其他企業權益	7,333,258	-	3,291,705	9,431,541	17,338	1,749,843	2,994,670	-	30,250	864,218
21. 人壽保險準備	14,129,560	-	-	-	-	-	-	-	-	-
22. 退休基金準備	2,375,530	-	-	-	-	-	-	-	-	-
23. 應收、應付款	2,859,446	608,495	9,992,217	10,912,627	197,739	359,533	-	-	-	-
24. 對外直接投資	1,580,731	-	5,456,862	-	11,122	-	-	-	-	-
25. 國外證券	2,648,823	-	89,455	138,750	432	-	-	-	-	-
26. 中央銀行準備資產	-	-	-	-	-	-	-	-	12,658,230	-
27. 其他債權債務淨額	2,679,068	-	-	301,597	8,327	-	-	99,334	-	35,661
金融性資產負債合計	73,633,439	13,315,691	28,032,855	54,284,630	429,606	3,938,566	5,070,746	7,060,439	13,246,417	13,252,429

金融性資產負債餘額表
of All Sectors at the end of 2013

單位：新台幣百萬元
Millions of N.T.Dollars

金融機構 Financial institutions						國內 全體部門 All domestic sectors		國外 部門 Rest of the world		Items
其他貨幣機構 Other monetary financial institutions		保險公司及退休基金 Insurance companies & pension funds		其他金融機構 Other financial institutions		資產 Assets	負債 Liabilities	資產 Assets	負債 Liabilities	
資產 Assets	負債 Liabilities	資產 Assets	負債 Liabilities	資產 Assets	負債 Liabilities					
226,107	-	805	-	8,420	-	1,555,758	1,555,758	-	-	1. Currency
73,940	14,394,725	338,585	-	340,465	-	14,210,042	14,394,725	184,683	-	2. Demand deposits
916,329	24,618,285	1,611,599	-	914,343	-	21,459,678	24,618,285	3,158,607	-	3. Time deposits & foreign currency deposits
1,823,460	-	168,114	-	39,303	-	3,729,690	-	-	3,729,690	4. Foreign deposits
-	736,778	-	-	-	-	884,609	884,609	-	-	5. Government deposits
1,570,395	-	-	-	-	-	1,570,395	1,570,395	-	-	6. Reserves against deposits
2,196,506	-	38,840	-	-	-	2,235,346	2,235,346	-	-	7. Deposits with Central Bank other than reserve requirements
6,725,070	-	39,300	-	78,850	-	6,843,220	6,843,220	-	-	8. Central Bank securities
-	557,937	-	-	-	-	557,937	557,937	-	-	9. Accommodations from Central Bank
65,039	1,515	-	-	1,515	65,039	66,554	66,554	-	-	10. Interbank claims
25,379,483	7,052	1,467,020	6,382	429,753	872,673	27,276,255	24,195,059	-	3,081,196	11. Loans by financial institutions
194,037	294,771	139,379	107	175,052	803,673	869,321	1,098,551	232,200	2,970	12. Repurchase agreements
-	1,091,678	-	-	-	9,932	883,661	2,306,580	1,542,540	119,621	13. Loans by nonfinancial institutions
549,522	-	169,119	-	392,258	233,998	1,203,384	1,203,384	-	-	14. Short-term securities
2,647,344	-	2,420,427	-	190,984	-	5,364,516	5,424,066	59,550	-	15. Government securities
556,711	-	706,721	6,435	305,852	218,359	1,719,806	1,781,366	61,560	-	16. Domestic corporate bonds
59,507	1,029,787	815,791	-	54,465	-	1,016,677	1,029,787	13,110	-	17. Bank debentures
25,061	668	405,075	-	63,368	1,979,980	1,976,269	1,980,648	4,379	-	18. Mutual funds
362,399	400,234	1,376,158	172,830	3,138,129	2,995,918	17,835,781	26,102,641	8,266,860	-	19. Shares
192,649	2,471,685	39,107	653,085	3,634,151	3,584,567	17,533,128	18,754,938	1,221,810	-	20. Other equities
-	-	-	14,129,560	-	-	14,129,560	14,129,560	-	-	21. Life insurance reserves
-	-	-	2,375,530	-	-	2,375,530	2,375,530	-	-	22. Pension fund reserves
-	-	-	-	-	-	13,049,401	11,880,655	2,968,352	4,137,098	23. Accounts receivable/payable
132,606	-	10,975	-	216,662	-	7,408,958	-	-	7,408,958	24. Outward direct investment
1,224,909	23,580	8,195,291	-	749,851	4,500	12,908,760	166,830	109,080	12,851,010	25. Outward securities investment and issuance
-	-	-	-	-	-	12,658,230	-	-	12,658,230	26. Reserve assets of Central Bank
698,076	-	-	1,986,659	-	421,616	3,385,471	2,844,867	-	540,604	27. Net other assets & liabilities
45,619,150	45,628,695	17,942,305	19,330,588	10,733,419	11,190,254	194,707,938	168,001,292	17,822,731	44,529,377	Total

民國103年底各部門
Financial Assets & Liabilities

項 目	家庭及非營利團體 Households & non-profit institutions		企 業 Business				政 府 Government		中央銀行 Central Bank	
	資 產 Assets	負 債 Liabilities	民 營 Private enterprises		公 營 Public enterprises		資 產 Assets	負 債 Liabilities	資 產 Assets	負 債 Liabilities
			資 產 Assets	負 債 Liabilities	資 產 Assets	負 債 Liabilities				
1. 通貨	1,277,627	-	175,923	-	477	-	87	-	-	1,706,493
2. 活期性存款	11,805,163	-	2,407,396	-	15,633	-	-	-	-	-
3. 定期性存款及外匯存款	16,495,939	-	2,720,494	-	104,924	-	-	-	-	-
4. 國外存款	1,914,882	-	2,443	-	183	-	-	-	-	-
5. 政府存款	-	-	-	-	-	-	973,203	-	-	126,144
6. 準備性存款	-	-	-	-	-	-	-	-	-	1,563,550
7. 非準備存款	-	-	-	-	-	-	-	-	-	2,247,326
8. 中央銀行單券	-	-	-	-	-	-	-	-	-	7,106,310
9. 中央銀行融通	-	-	-	-	-	-	-	-	793,677	-
10. 金融機構同業往來	-	-	-	-	-	-	-	-	-	-
11. 金融機構放款	-	13,414,559	-	9,075,191	-	646,296	-	1,445,684	-	-
12. 附條件交易	238,195	-	125,888	-	2,400	-	11,474	-	-	-
13. 非金融部門放款	52,468	98,982	425,012	861,123	-	184,552	385,994	97,221	-	-
14. 短期票券	39,333	-	67,695	637,950	-	376,067	-	-	-	-
15. 政府債券	65,172	-	924	-	743	-	58,659	5,570,231	-	-
16. 國內公司債	127,066	-	19,910	1,081,168	12,281	598,995	-	-	-	-
17. 金融債券	42,315	-	8,067	-	14,057	-	-	-	-	-
18. 共同基金	1,117,775	-	352,947	-	12,128	-	19,473	-	-	-
19. 上市上櫃公司股權	9,049,053	-	3,605,333	25,232,576	32,158	-	752,575	-	-	-
20. 其他企業權益	8,068,852	-	3,563,294	9,982,132	11,020	1,762,784	3,040,054	-	25,521	882,076
21. 人壽保險準備	15,557,494	-	-	-	-	-	-	-	-	-
22. 退休基金準備	2,679,289	-	-	-	-	-	-	-	-	-
23. 應收、應付款	3,070,610	559,339	10,210,210	11,372,468	176,587	345,907	-	-	-	-
24. 對外直接投資	1,623,976	-	6,121,163	-	11,475	-	-	-	-	-
25. 國外證券	2,602,921	-	101,410	100,109	474	-	-	-	-	-
26. 中央銀行準備資產	-	-	-	-	-	-	-	-	13,393,692	-
27. 其他債權債務淨額	2,979,528	-	478,810	-	-	2,604	-	71,202	-	586,951
金融性資產負債合計	78,807,657	14,072,880	30,386,919	58,342,717	394,541	3,917,205	5,241,519	7,184,338	14,212,890	14,218,850

金融性資產負債餘額表
of All Sectors at the end of 2014

單位：新台幣百萬元
Millions of N.T.Dollars

金融機構 Financial institutions						國內 全體部門 All domestic sectors		國外 部門 Rest of the world		Items
其他貨幣機構 Other monetary financial institutions		保險公司及退休基金 Insurance companies & pension funds		其他金融機構 Other financial institutions		資產 Assets	負債 Liabilities	資產 Assets	負債 Liabilities	
資產 Assets	負債 Liabilities	資產 Assets	負債 Liabilities	資產 Assets	負債 Liabilities					
245,589	-	525	-	6,264	-	1,706,493	1,706,493	-	-	1. Currency
76,847	15,145,149	233,936	-	416,459	-	14,955,435	15,145,149	189,714	-	2. Demand deposits
927,429	26,132,624	1,360,828	-	849,719	-	22,459,333	26,132,624	3,673,291	-	3. Time deposits & foreign currency deposits
2,672,728	-	216,886	-	14,342	-	4,821,465	-	-	4,821,465	4. Foreign deposits
-	847,059	-	-	-	-	973,203	973,203	-	-	5. Government deposits
1,563,550	-	-	-	-	-	1,563,550	1,563,550	-	-	6. Reserves against deposits
2,193,793	-	53,533	-	-	-	2,247,326	2,247,326	-	-	7. Deposits with Central Bank other than reserve requirements
7,020,010	-	16,900	-	69,400	-	7,106,310	7,106,310	-	-	8. Central Bank securities
-	793,677	-	-	-	-	793,677	793,677	-	-	9. Accommodations from Central Bank
57,695	18	-	-	18	57,695	57,713	57,713	-	-	10. Interbank claims
26,808,593	7,098	1,575,241	5,461	567,781	860,496	28,951,614	25,454,785	-	3,496,829	11. Loans by financial institutions
268,794	356,651	170,589	5,000	181,144	896,133	998,485	1,257,784	262,406	3,107	12. Repurchase agreements
-	1,083,336	-	-	-	6,991	863,474	2,332,204	1,583,666	114,936	13. Loans by nonfinancial institutions
579,806	-	212,297	-	411,959	297,073	1,311,090	1,311,090	-	-	14. Short-term securities
2,896,088	-	2,269,802	-	217,445	-	5,508,832	5,570,231	61,399	-	15. Government securities
611,663	-	730,688	10,950	367,896	234,133	1,869,504	1,925,246	55,742	-	16. Domestic corporate bonds
63,279	1,273,588	1,021,786	-	82,088	-	1,231,592	1,273,588	41,996	-	17. Bank debentures
26,110	296	376,909	-	78,234	1,988,017	1,983,575	1,988,313	4,737	-	18. Mutual funds
302,906	392,159	1,593,638	158,951	3,450,612	3,134,657	18,786,276	28,918,343	10,132,067	-	19. Shares
186,496	2,826,068	60,107	971,549	4,100,237	4,003,960	19,055,580	20,428,569	1,372,989	-	20. Other equities
-	-	-	15,557,494	-	-	15,557,494	15,557,494	-	-	21. Life insurance reserves
-	-	-	2,679,289	-	-	2,679,289	2,679,289	-	-	22. Pension fund reserves
-	-	-	-	-	-	13,457,407	12,277,715	3,516,723	4,696,416	23. Accounts receivable/payable
205,342	-	34,351	-	294,413	-	8,290,720	-	-	8,290,720	24. Outward direct investment
1,321,511	59,282	10,413,321	-	909,766	3,432	15,349,402	162,823	125,484	15,312,063	25. Outward securities investment and issuance
-	-	-	-	-	-	13,393,692	-	-	13,393,692	26. Reserve assets of Central Bank
830,721	-	-	2,335,778	-	528,448	4,289,058	3,524,983	-	764,075	27. Net other assets & liabilities
48,858,952	48,917,006	20,341,338	21,724,472	12,017,776	12,011,035	210,261,591	180,388,502	21,020,215	50,893,304	Total

民國104年底各部門
Financial Assets & Liabilities

項 目	家庭及非營利團體 Households & non-profit institutions		企 業 Business				政 府 Government		中央銀行 Central Bank	
	資 產 Assets	負 債 Liabilities	民 營 Private enterprises		公 營 Public enterprises		資 產 Assets	負 債 Liabilities	資 產 Assets	負 債 Liabilities
			資 產 Assets	負 債 Liabilities	資 產 Assets	負 債 Liabilities				
1. 通貨	1,365,876	-	196,592	-	463	-	85	-	-	1,804,398
2. 活期性存款	12,218,986	-	2,604,005	-	19,169	-	-	-	-	-
3. 定期性存款及外匯存款	17,442,876	-	2,884,146	-	108,398	-	-	-	-	-
4. 國外存款	2,875,188	-	1,399	-	189	-	-	-	-	-
5. 政府存款	-	-	-	-	-	-	1,152,648	-	-	191,219
6. 準備性存款	-	-	-	-	-	-	-	-	-	1,656,014
7. 非準備存款	-	-	-	-	-	-	-	-	-	2,244,106
8. 中央銀行單券	-	-	-	-	-	-	-	-	-	7,544,710
9. 中央銀行融通	-	-	-	-	-	-	-	-	1,222,271	-
10. 金融機構同業往來	-	-	-	-	-	-	-	-	-	-
11. 金融機構放款	-	13,906,427	-	9,407,700	-	611,600	-	1,376,404	-	-
12. 附條件交易	323,910	-	107,810	-	1,480	-	4,557	-	-	-
13. 非金融部門放款	57,670	95,245	460,014	924,277	-	181,371	354,742	81,355	-	-
14. 短期票券	40,504	-	67,677	673,687	731	271,348	-	-	-	-
15. 政府債券	69,045	-	873	-	2,124	-	77,898	5,659,398	-	-
16. 國內公司債	126,904	-	21,203	1,072,522	16,524	599,820	10,000	-	-	-
17. 金融債券	52,776	-	9,576	-	14,598	-	5,000	-	-	-
18. 共同基金	1,104,919	-	435,772	-	13,811	-	21,059	-	-	-
19. 上市上櫃公司股權	8,204,234	-	3,304,371	23,071,364	33,372	-	710,011	-	-	-
20. 其他企業權益	7,934,680	-	3,568,596	9,773,590	14,553	1,821,659	3,172,746	-	25,647	927,131
21. 人壽保險準備	17,178,532	-	-	-	-	-	-	-	-	-
22. 退休基金準備	2,827,076	-	-	-	-	-	-	-	-	-
23. 應收、應付款	3,214,678	422,366	9,835,703	11,600,469	137,365	313,810	-	-	-	-
24. 對外直接投資	1,654,798	-	6,433,335	-	9,090	-	-	-	-	-
25. 國外證券	2,517,122	-	106,810	95,277	2,959	-	-	-	-	-
26. 中央銀行準備資產	-	-	-	-	-	-	-	-	14,165,224	-
27. 其他債權債務淨額	3,016,422	-	1,151,406	-	-	26,780	-	4,442	-	1,051,729
金融性資產負債合計	82,226,197	14,424,038	31,189,288	56,618,887	374,825	3,826,388	5,508,747	7,121,599	15,413,142	15,419,307

金融性資產負債餘額表
of All Sectors at the end of 2015

單位：新台幣百萬元
Millions of N.T.Dollars

金融機構 Financial institutions						國內 全體部門 All domestic sectors		國外 部門 Rest of the world		Items
其他貨幣機構 Other monetary financial institutions		保險公司及退休基金 Insurance companies & pension funds		其他金融機構 Other financial institutions		資產 Assets	負債 Liabilities	資產 Assets	負債 Liabilities	
資產 Assets	負債 Liabilities	資產 Assets	負債 Liabilities	資產 Assets	負債 Liabilities					
238,983	-	542	-	1,857	-	1,804,398	1,804,398	-	-	1. Currency
86,928	16,108,870	410,937	-	597,944	-	15,937,969	16,108,870	170,901	-	2. Demand deposits
1,017,569	26,895,371	1,195,214	-	804,137	-	23,452,341	26,895,371	3,443,030	-	3. Time deposits & foreign currency deposits
2,660,606	-	157,085	-	61,063	-	5,755,531	-	-	5,755,531	4. Foreign deposits
-	961,429	-	-	-	-	1,152,648	1,152,648	-	-	5. Government deposits
1,656,014	-	-	-	-	-	1,656,014	1,656,014	-	-	6. Reserves against deposits
2,184,092	-	60,013	-	1	-	2,244,106	2,244,106	-	-	7. Deposits with Central Bank other than reserve requirements
7,412,410	-	62,500	-	69,800	-	7,544,710	7,544,710	-	-	8. Central Bank securities
-	1,222,271	-	-	-	-	1,222,271	1,222,271	-	-	9. Accommodations from Central Bank
62,126	121	-	-	121	62,126	62,247	62,247	-	-	10. Interbank claims
27,750,565	6,529	1,563,725	5,402	721,426	1,022,947	30,035,716	26,337,010	-	3,698,707	11. Loans by financial institutions
311,719	391,724	291,387	13,500	280,029	1,065,602	1,320,891	1,470,826	150,068	133	12. Repurchase agreements
-	1,112,641	-	-	-	10,685	872,427	2,405,574	1,659,792	126,645	13. Loans by nonfinancial institutions
626,466	-	123,622	-	491,146	405,111	1,350,146	1,350,146	-	-	14. Short-term securities
3,168,322	-	2,042,502	-	260,846	-	5,621,610	5,659,398	37,788	-	15. Government securities
738,218	-	572,107	10,950	426,746	239,492	1,911,701	1,922,784	11,083	-	16. Domestic corporate bonds
84,381	1,285,880	1,008,054	-	81,600	-	1,255,985	1,285,880	29,895	-	17. Bank debentures
36,515	266	500,948	-	98,664	2,216,888	2,211,688	2,217,154	5,466	-	18. Mutual funds
267,358	382,368	1,495,874	143,989	3,065,687	2,924,113	17,080,907	26,521,834	9,440,927	-	19. Shares
152,802	3,050,141	76,117	1,020,928	4,188,869	4,026,311	19,134,011	20,619,759	1,485,748	-	20. Other equities
-	-	-	17,178,532	-	-	17,178,532	17,178,532	-	-	21. Life insurance reserves
-	-	-	2,827,076	-	-	2,827,076	2,827,076	-	-	22. Pension fund reserves
-	-	-	-	-	-	13,187,746	12,336,646	3,563,192	4,414,292	23. Accounts receivable/payable
222,254	-	97,468	-	285,518	-	8,702,464	-	-	8,702,464	24. Outward direct investment
1,706,109	47,885	12,586,377	-	855,995	-	17,775,372	143,162	108,761	17,740,971	25. Outward securities investment and issuance
-	-	-	-	-	-	14,165,224	-	-	14,165,224	26. Reserve assets of Central Bank
527,360	-	-	2,468,231	-	679,040	4,695,188	4,230,222	-	464,967	27. Net other assets & liabilities
50,910,796	51,465,496	22,244,474	23,668,607	12,291,450	12,652,315	220,158,919	185,196,637	20,106,651	55,068,933	Total

民國105年底各部門
Financial Assets & Liabilities

項 目	家庭及非營利團體 Households & non-profit institutions		企 業 Business				政 府 Government		中央銀行 Central Bank	
	資 產 Assets	負 債 Liabilities	民 營 Private enterprises		公 營 Public enterprises		資 產 Assets	負 債 Liabilities	資 產 Assets	負 債 Liabilities
			資 產 Assets	負 債 Liabilities	資 產 Assets	負 債 Liabilities				
1. 通貨	1,485,567	-	187,751	-	533	-	85	-	-	1,937,910
2. 活期性存款	13,303,423	-	2,454,661	-	20,648	-	-	-	-	-
3. 定期性存款及外匯存款	17,747,515	-	3,034,608	-	98,735	-	-	-	-	-
4. 國外存款	3,101,280	-	638	-	280	-	-	-	-	-
5. 政府存款	-	-	-	-	-	-	1,224,065	-	-	200,691
6. 準備性存款	-	-	-	-	-	-	-	-	-	1,700,503
7. 非準備存款	-	-	-	-	-	-	-	-	-	2,243,689
8. 中央銀行單券	-	-	-	-	-	-	-	-	-	7,587,300
9. 中央銀行融通	-	-	-	-	-	-	-	-	1,107,230	-
10. 金融機構同業往來	-	-	-	-	-	-	-	-	-	-
11. 金融機構放款	-	14,312,454	-	10,001,356	-	539,086	-	1,327,585	-	-
12. 附條件交易	286,408	-	124,011	-	3,500	-	16,107	-	-	-
13. 非金融部門放款	58,373	65,416	590,200	1,186,963	-	181,064	333,933	73,384	-	-
14. 短期票券	44,525	-	93,313	721,957	-	319,754	-	-	-	-
15. 政府債券	45,562	-	1,769	-	2,048	-	110,028	5,695,292	-	-
16. 國內公司債	125,256	-	20,633	1,022,626	18,434	529,569	10,000	-	-	-
17. 金融債券	56,215	-	9,896	-	16,320	-	5,000	-	-	-
18. 共同基金	1,119,567	-	399,211	-	15,510	-	22,772	-	-	-
19. 上市上櫃公司股權	8,749,726	-	3,677,172	25,455,648	26,208	-	786,820	-	-	-
20. 其他企業權益	8,039,973	-	3,772,652	10,021,330	18,865	1,912,038	3,305,352	-	25,818	972,901
21. 人壽保險準備	18,944,639	-	-	-	-	-	-	-	-	-
22. 退休基金準備	3,230,781	-	-	-	-	-	-	-	-	-
23. 應收、應付款	3,024,869	498,667	10,348,767	11,874,479	141,668	338,614	-	-	-	-
24. 對外直接投資	1,679,253	-	6,729,046	-	10,347	-	-	-	-	-
25. 國外證券	1,933,138	-	208,442	69,818	2,139	-	-	-	-	-
26. 中央銀行準備資產	-	-	-	-	-	-	-	-	14,137,041	-
27. 其他債權債務淨額	3,117,669	-	563,611	-	18,300	-	-	3,352	-	633,240
金融性資產負債合計	86,093,740	14,876,536	32,216,378	60,354,177	393,535	3,820,125	5,814,162	7,099,612	15,270,089	15,276,234

金融性資產負債餘額表
of All Sectors at the end of 2016

單位：新台幣百萬元
Millions of N.T.Dollars

金融機構 Financial institutions						國內 全體部門 All domestic sectors		國外 部門 Rest of the world		Items
其他貨幣機構 Other monetary financial institutions		保險公司及退休基金 Insurance companies & pension funds		其他金融機構 Other financial institutions		資產 Assets	負債 Liabilities	資產 Assets	負債 Liabilities	
資產 Assets	負債 Liabilities	資產 Assets	負債 Liabilities	資產 Assets	負債 Liabilities					
257,522	-	634	-	5,819	-	1,937,910	1,937,910	-	-	1. Currency
88,179	16,970,649	456,893	-	481,199	-	16,805,004	16,970,649	165,645	-	2. Demand deposits
1,051,122	27,773,581	1,338,339	-	809,741	-	24,080,060	27,773,581	3,693,521	-	3. Time deposits & foreign currency deposits
2,390,825	-	86,336	-	77,820	-	5,657,180	-	-	5,657,180	4. Foreign deposits
-	1,023,374	-	-	-	-	1,224,065	1,224,065	-	-	5. Government deposits
1,700,503	-	-	-	-	-	1,700,503	1,700,503	-	-	6. Reserves against deposits
2,183,680	-	60,008	-	1	-	2,243,689	2,243,689	-	-	7. Deposits with Central Bank other than reserve requirements
7,486,795	-	30,500	-	70,005	-	7,587,300	7,587,300	-	-	8. Central Bank securities
-	1,107,230	-	-	-	-	1,107,230	1,107,230	-	-	9. Accommodations from Central Bank
82,506	1,203	-	-	1,203	82,506	83,709	83,709	-	-	10. Interbank claims
28,690,345	5,998	1,522,504	7,547	711,142	969,384	30,923,991	27,163,409	-	3,760,582	11. Loans by financial institutions
229,460	292,660	250,302	-	298,845	1,081,824	1,208,633	1,374,484	165,851	-	12. Repurchase agreements
-	772,197	-	-	-	16,905	982,506	2,295,928	1,500,642	187,220	13. Loans by nonfinancial institutions
692,976	-	173,475	-	479,868	442,445	1,484,156	1,484,156	-	-	14. Short-term securities
3,479,723	-	1,765,775	-	254,415	-	5,659,320	5,695,292	35,972	-	15. Government securities
711,891	-	568,591	114,950	435,193	230,679	1,889,998	1,897,824	7,826	-	16. Domestic corporate bonds
76,665	1,209,539	960,204	-	77,865	-	1,202,165	1,209,539	7,374	-	17. Bank debentures
22,347	265	443,248	-	127,967	2,159,786	2,150,621	2,160,051	9,430	-	18. Mutual funds
310,714	365,495	1,553,056	171,562	3,175,342	3,211,960	18,279,038	29,204,665	10,925,627	-	19. Shares
142,729	3,277,909	83,699	1,112,209	4,486,932	4,259,298	19,876,020	21,555,684	1,679,664	-	20. Other equities
-	-	-	18,944,639	-	-	18,944,639	18,944,639	-	-	21. Life insurance reserves
-	-	-	3,230,781	-	-	3,230,781	3,230,781	-	-	22. Pension fund reserves
-	-	-	-	-	-	13,515,304	12,711,760	4,161,208	4,964,752	23. Accounts receivable/payable
230,597	-	108,259	-	339,163	-	9,096,665	-	-	9,096,665	24. Outward direct investment
2,197,169	8,180	15,142,543	-	1,043,400	-	20,526,830	77,998	48,596	20,497,428	25. Outward securities investment and issuance
-	-	-	-	-	-	14,137,041	-	-	14,137,041	26. Reserve assets of Central Bank
393,864	-	-	2,526,846	-	686,576	4,093,444	3,850,014	-	243,430	27. Net other assets & liabilities
52,419,611	52,808,280	24,544,367	26,108,534	12,875,920	13,141,362	229,627,802	193,484,860	22,401,356	58,544,297	Total

民國106年底各部門
Financial Assets & Liabilities

項 目	家庭及非營利團體 Households & non-profit institutions		企 業 Business				政 府 Government		中央銀行 Central Bank	
	資 產 Assets	負 債 Liabilities	民 營 Private enterprises		公 營 Public enterprises		資 產 Assets	負 債 Liabilities	資 產 Assets	負 債 Liabilities
			資 產 Assets	負 債 Liabilities	資 產 Assets	負 債 Liabilities				
1. 通貨	1,581,210	-	194,185	-	559	-	59	-	-	2,042,041
2. 活期性存款	13,570,483	-	2,704,404	-	23,324	-	-	-	-	-
3. 定期性存款及外匯存款	18,693,393	-	2,843,031	-	106,997	-	-	-	-	-
4. 國外存款	3,253,576	-	1,884	-	246	-	-	-	-	-
5. 政府存款	-	-	-	-	-	-	1,240,597	-	-	176,637
6. 準備性存款	-	-	-	-	-	-	-	-	-	1,743,026
7. 非準備存款	-	-	-	-	-	-	-	-	-	2,221,258
8. 中央銀行單券	-	-	-	-	-	-	-	-	-	7,880,140
9. 中央銀行融通	-	-	-	-	-	-	-	-	1,123,992	-
10. 金融機構同業往來	-	-	-	-	-	-	-	-	-	-
11. 金融機構放款	-	15,009,970	-	10,228,895	-	539,496	-	1,255,487	-	-
12. 附條件交易	197,755	-	114,290	8	348	-	12,426	-	-	-
13. 非金融部門放款	71,208	70,968	560,632	1,125,385	1,990	182,844	322,429	72,745	-	-
14. 短期票券	51,395	-	68,604	714,621	-	274,259	-	-	-	-
15. 政府債券	43,026	-	997	-	2,100	-	126,957	5,661,337	-	-
16. 國內公司債	127,894	-	26,585	964,254	17,916	541,238	20,000	-	-	-
17. 金融債券	61,073	-	13,506	-	15,621	-	5,000	-	-	-
18. 共同基金	1,207,328	-	376,594	-	14,806	-	17,730	-	-	-
19. 上市上櫃公司股權	9,794,755	-	4,469,463	29,831,897	26,762	-	868,180	-	-	-
20. 其他企業權益	8,870,813	-	4,259,486	11,105,402	19,123	1,947,655	3,414,064	-	25,916	1,018,093
21. 人壽保險準備	20,760,292	-	-	-	-	-	-	-	-	-
22. 退休基金準備	3,648,155	-	-	-	-	-	-	-	-	-
23. 應收、應付款	3,098,477	443,979	11,220,562	12,549,379	154,754	331,234	-	-	-	-
24. 對外直接投資	1,701,139	-	7,258,439	-	12,872	-	-	-	-	-
25. 國外證券	2,595,489	-	118,018	71,630	1,824	-	-	-	-	-
26. 中央銀行準備資產	-	-	-	-	-	-	-	-	13,629,415	-
27. 其他債權債務淨額	3,586,561	-	-	412,331	9,013	-	-	68,379	295,818	-
金融性資產負債合計	92,914,021	15,524,917	34,230,681	67,003,802	408,255	3,816,726	6,027,442	7,057,947	15,075,141	15,081,195

金融性資產負債餘額表
of All Sectors at the end of 2017

單位：新台幣百萬元
Millions of N.T.Dollars

金融機構 Financial institutions						國內 全體部門 All domestic sectors		國外 部門 Rest of the world		Items
其他貨幣機構 Other monetary financial institutions		保險公司及退休基金 Insurance companies & pension funds		其他金融機構 Other financial institutions		資產 Assets	負債 Liabilities	資產 Assets	負債 Liabilities	
資產 Assets	負債 Liabilities	資產 Assets	負債 Liabilities	資產 Assets	負債 Liabilities					
250,738	-	515	-	14,775	-	2,042,041	2,042,041	-	-	1. Currency
78,863	17,567,394	350,135	-	655,669	-	17,382,878	17,567,394	184,516	-	2. Demand deposits
1,022,237	28,853,202	1,652,462	-	694,776	-	25,012,895	28,853,202	3,840,307	-	3. Time deposits & foreign currency deposits
2,686,886	-	116,732	-	72,835	-	6,132,159	-	-	6,132,159	4. Foreign deposits
-	1,063,960	-	-	-	-	1,240,597	1,240,597	-	-	5. Government deposits
1,743,026	-	-	-	-	-	1,743,026	1,743,026	-	-	6. Reserves against deposits
2,161,255	-	60,002	-	1	-	2,221,258	2,221,258	-	-	7. Deposits with Central Bank other than reserve requirements
7,792,840	-	18,500	-	68,800	-	7,880,140	7,880,140	-	-	8. Central Bank securities
-	1,123,992	-	-	-	-	1,123,992	1,123,992	-	-	9. Accommodations from Central Bank
147,307	24	-	-	24	147,307	147,331	147,331	-	-	10. Interbank claims
29,401,875	7,008	1,510,527	11,821	926,528	1,362,919	31,838,929	28,415,597	-	3,423,332	11. Loans by financial institutions
377,347	310,511	195,162	-	273,091	1,134,872	1,170,419	1,445,391	276,344	1,372	12. Repurchase agreements
-	881,985	-	-	-	14,934	956,259	2,348,859	1,575,929	183,328	13. Loans by nonfinancial institutions
914,031	-	189,437	-	489,693	724,279	1,713,159	1,713,159	-	-	14. Short-term securities
3,483,966	-	1,731,021	-	263,870	-	5,651,936	5,661,337	9,401	-	15. Government securities
743,633	-	571,431	178,450	419,620	253,853	1,927,080	1,937,795	10,715	-	16. Domestic corporate bonds
88,949	1,227,343	959,454	-	76,250	-	1,219,852	1,227,343	7,491	-	17. Bank debentures
27,448	-	531,447	-	166,316	2,352,294	2,341,669	2,352,294	10,625	-	18. Mutual funds
354,128	421,905	1,963,270	180,535	3,487,198	3,673,001	20,963,756	34,107,338	13,143,582	-	19. Shares
188,336	3,362,261	100,630	1,343,757	4,986,840	4,795,113	21,865,208	23,572,280	1,707,072	-	20. Other equities
-	-	-	20,760,292	-	-	20,760,292	20,760,292	-	-	21. Life insurance reserves
-	-	-	3,648,155	-	-	3,648,155	3,648,155	-	-	22. Pension fund reserves
-	-	-	-	-	-	14,473,793	13,324,592	4,459,689	5,608,890	23. Accounts receivable/payable
210,619	-	112,511	-	346,433	-	9,642,013	-	-	9,642,013	24. Outward direct investment
2,423,505	7,670	17,141,176	-	1,286,359	-	23,566,372	79,300	58,258	23,545,330	25. Outward securities investment and issuance
-	-	-	-	-	-	13,629,415	-	-	13,629,415	26. Reserve assets of Central Bank
460,754	-	-	2,824,264	-	690,055	4,352,147	3,995,029	-	357,118	27. Net other assets & liabilities
54,557,743	54,827,256	27,204,412	28,947,274	14,229,077	15,148,625	244,646,772	207,407,743	25,283,929	62,522,957	Total

民國107年底各部門
Financial Assets & Liabilities

項 目	家庭及非營利團體 Households & non-profit institutions		企 業 Business				政 府 Government		中央銀行 Central Bank	
	資 產 Assets	負 債 Liabilities	民 營 Private enterprises		公 營 Public enterprises		資 產 Assets	負 債 Liabilities	資 產 Assets	負 債 Liabilities
			資 產 Assets	負 債 Liabilities	資 產 Assets	負 債 Liabilities				
1. 通貨	1,734,596	-	193,131	-	624	-	57	-	-	2,197,158
2. 活期性存款	14,431,095	-	2,825,183	-	23,822	-	-	-	-	-
3. 定期性存款及外匯存款	18,689,912	-	2,742,569	-	103,857	-	-	-	-	-
4. 國外存款	3,181,655	-	2,720	-	207	-	-	-	-	-
5. 政府存款	-	-	-	-	-	-	1,377,151	-	-	190,387
6. 準備性存款	-	-	-	-	-	-	-	-	-	1,866,411
7. 非準備存款	-	-	-	-	-	-	-	-	-	2,223,461
8. 中央銀行單券	-	-	-	-	-	-	-	-	-	7,816,730
9. 中央銀行融通	-	-	-	-	-	-	-	-	1,209,272	-
10. 金融機構同業往來	-	-	-	-	-	-	-	-	-	-
11. 金融機構放款	-	15,683,645	-	10,666,460	-	581,953	-	1,236,328	-	-
12. 附條件交易	94,182	-	116,578	-	1,400	-	5,876	-	-	-
13. 非金融部門放款	76,329	64,759	591,578	1,320,510	1,997	184,455	293,365	50,460	-	-
14. 短期票券	52,937	-	56,130	794,331	-	278,488	-	-	-	-
15. 政府債券	34,358	-	1,130	-	2,051	-	134,620	5,632,482	-	-
16. 國內公司債	133,504	-	29,878	1,028,144	16,641	511,850	20,000	-	-	-
17. 金融債券	66,482	-	15,039	-	14,525	-	10,000	-	-	-
18. 共同基金	1,350,330	-	396,727	-	5,987	-	27,948	-	-	-
19. 上市上櫃公司股權	9,311,164	-	3,952,505	26,818,554	30,114	-	857,011	-	-	-
20. 其他企業權益	8,398,693	-	4,415,029	11,253,675	23,076	2,029,220	3,589,351	-	25,976	1,077,490
21. 人壽保險準備	22,706,152	-	-	-	-	-	-	-	-	-
22. 退休基金準備	3,755,250	-	-	-	-	-	-	-	-	-
23. 應收、應付款	3,272,705	460,288	11,611,693	13,090,120	166,662	331,331	-	-	-	-
24. 對外直接投資	1,724,228	-	8,063,083	-	14,674	-	-	-	-	-
25. 國外證券	2,485,928	-	149,933	66,339	2,106	-	-	-	-	-
26. 中央銀行準備資產	-	-	-	-	-	-	-	-	14,349,653	-
27. 其他債權債務淨額	3,799,738	-	-	209,499	26,388	-	4,432	-	-	219,338
金融性資產負債合計	95,299,240	16,208,691	35,162,907	65,247,631	434,131	3,917,297	6,319,812	6,919,270	15,584,901	15,590,975

金融性資產負債餘額表
of All Sectors at the end of 2018

單位：新台幣百萬元
Millions of N.T.Dollars

金融機構 Financial institutions						國內 全體部門 All domestic sectors		國外 部門 Rest of the world		Items
其他貨幣機構 Other monetary financial institutions		保險公司及退休基金 Insurance companies & pension funds		其他金融機構 Other financial institutions		資產 Assets	負債 Liabilities	資產 Assets	負債 Liabilities	
資產 Assets	負債 Liabilities	資產 Assets	負債 Liabilities	資產 Assets	負債 Liabilities					
254,556	-	537	-	13,657	-	2,197,158	2,197,158	-	-	1. Currency
87,541	18,530,041	567,698	-	410,318	-	18,345,658	18,530,041	184,383	-	2. Demand deposits
1,000,130	28,949,205	1,372,093	-	951,043	-	24,859,605	28,949,205	4,089,600	-	3. Time deposits & foreign currency deposits
2,354,177	-	107,291	-	87,331	-	5,733,381	-	-	5,733,381	4. Foreign deposits
-	1,186,764	-	-	-	-	1,377,151	1,377,151	-	-	5. Government deposits
1,866,411	-	-	-	-	-	1,866,411	1,866,411	-	-	6. Reserves against deposits
2,163,450	-	60,011	-	-	-	2,223,461	2,223,461	-	-	7. Deposits with Central Bank other than reserve requirements
7,740,790	-	8,000	-	67,940	-	7,816,730	7,816,730	-	-	8. Central Bank securities
-	1,209,272	-	-	-	-	1,209,272	1,209,272	-	-	9. Accommodations from Central Bank
125,218	2,036	-	-	2,036	125,218	127,254	127,254	-	-	10. Interbank claims
30,746,537	4,470	1,500,243	12,499	905,120	1,562,012	33,151,901	29,747,366	-	3,404,535	11. Loans by financial institutions
348,814	283,286	199,855	-	256,798	1,148,325	1,023,502	1,431,611	411,868	3,759	12. Repurchase agreements
-	908,359	-	-	-	47,511	963,269	2,576,054	1,778,735	165,950	13. Loans by nonfinancial institutions
911,988	-	230,137	-	513,390	691,764	1,764,583	1,764,583	-	-	14. Short-term securities
3,768,875	-	1,415,464	-	270,820	-	5,627,318	5,632,482	5,164	-	15. Government securities
815,352	-	556,062	214,450	442,645	268,339	2,014,083	2,022,783	8,700	-	16. Domestic corporate bonds
125,929	1,317,098	1,007,613	-	70,563	-	1,310,151	1,317,098	6,947	-	17. Bank debentures
19,564	-	628,100	-	166,985	2,609,731	2,595,642	2,609,731	14,089	-	18. Mutual funds
294,900	608,527	2,018,561	177,118	3,147,934	3,750,437	19,612,189	31,354,636	11,742,447	-	19. Shares
169,429	3,428,284	87,331	1,105,024	4,992,926	4,717,010	21,701,810	23,610,703	1,908,893	-	20. Other equities
-	-	-	22,706,152	-	-	22,706,152	22,706,152	-	-	21. Life insurance reserves
-	-	-	3,755,250	-	-	3,755,250	3,755,250	-	-	22. Pension fund reserves
-	-	-	-	-	-	15,051,061	13,881,739	4,401,869	5,571,191	23. Accounts receivable/payable
258,424	-	130,970	-	357,327	-	10,548,707	-	-	10,548,707	24. Outward direct investment
2,677,093	9,222	18,983,632	-	1,572,225	-	25,870,917	75,561	43,283	25,838,639	25. Outward securities investment and issuance
-	-	-	-	-	-	14,349,653	-	-	14,349,653	26. Reserve assets of Central Bank
524,264	-	-	2,771,098	-	783,442	4,354,822	3,983,377	-	371,445	27. Net other assets & liabilities
56,253,443	56,436,564	28,873,598	30,741,591	14,229,058	15,703,789	252,157,090	210,765,809	24,595,978	65,987,259	Total

民國108年底各部門
Financial Assets & Liabilities

項 目	家庭及非營利團體 Households & non-profit institutions		企 業 Business				政 府 Government		中央銀行 Central Bank	
	資 產 Assets	負 債 Liabilities	民 營 Private enterprises		公 營 Public enterprises		資 產 Assets	負 債 Liabilities	資 產 Assets	負 債 Liabilities
			資 產 Assets	負 債 Liabilities	資 產 Assets	負 債 Liabilities				
1. 通貨	1,870,459	-	235,042	-	541	-	32	-	-	2,447,120
2. 活期性存款	15,560,874	-	3,061,663	-	27,465	-	-	-	-	-
3. 定期性存款及外匯存款	19,291,657	-	2,582,723	-	125,456	-	-	-	-	-
4. 國外存款	3,162,071	-	221	-	200	-	-	-	-	-
5. 政府存款	-	-	-	-	-	-	1,431,806	-	-	239,367
6. 準備性存款	-	-	-	-	-	-	-	-	-	1,861,040
7. 非準備存款	-	-	-	-	-	-	-	-	-	2,197,496
8. 中央銀行單券	-	-	-	-	-	-	-	-	-	7,857,930
9. 中央銀行融通	-	-	-	-	-	-	-	-	1,204,454	-
10. 金融機構同業往來	-	-	-	-	-	-	-	-	-	-
11. 金融機構放款	-	16,455,910	-	11,185,176	-	564,699	-	1,242,052	-	-
12. 附條件交易	195,627	-	134,007	-	0	-	6,727	-	-	-
13. 非金融部門放款	74,600	56,578	604,376	1,213,455	0	187,875	276,012	37,598	-	-
14. 短期票券	61,100	-	95,508	888,960	-	323,338	-	-	-	-
15. 政府債券	53,913	-	2,461	-	1,999	-	152,579	5,615,973	-	-
16. 國內公司債	139,483	-	18,548	1,049,170	12,666	506,845	20,000	-	-	-
17. 金融債券	51,734	-	11,619	-	12,316	-	11,500	-	-	-
18. 共同基金	1,887,087	-	579,498	-	14,788	-	40,378	-	-	-
19. 上市上櫃公司股權	10,997,424	-	4,664,694	33,548,258	39,180	-	1,012,217	-	-	-
20. 其他企業權益	9,550,549	-	5,024,577	11,719,126	23,605	2,099,262	3,772,384	-	25,976	1,122,789
21. 人壽保險準備	24,454,701	-	-	-	-	-	-	-	-	-
22. 退休基金準備	4,369,604	-	-	-	-	-	-	-	-	-
23. 應收、應付款	3,220,274	481,996	11,476,685	13,089,274	162,997	316,248	-	-	-	-
24. 對外直接投資	1,737,236	-	8,320,973	-	22,750	-	-	-	-	-
25. 國外證券	2,640,357	-	158,115	55,920	2,325	-	-	-	-	-
26. 中央銀行準備資產	-	-	-	-	-	-	-	-	14,497,200	-
27. 其他債權債務淨額	4,122,299	-	-	183,680	-	27,944	79,015	-	-	7,964
金融性資產負債合計	103,441,049	16,994,485	36,970,710	72,933,020	446,287	4,026,211	6,802,649	6,895,623	15,727,630	15,733,706

金融性資產負債餘額表
of All Sectors at the end of 2019

單位：新台幣百萬元
Millions of N.T.Dollars

金融機構 Financial institutions						國內 全體部門 All domestic sectors		國外 部門 Rest of the world		Items
其他貨幣機構 Other monetary financial institutions		保險公司及退休基金 Insurance companies & pension funds		其他金融機構 Other financial institutions		資產 Assets	負債 Liabilities	資產 Assets	負債 Liabilities	
資產 Assets	負債 Liabilities	資產 Assets	負債 Liabilities	資產 Assets	負債 Liabilities					
332,730	-	568	-	7,749	-	2,447,120	2,447,120	-	-	1. Currency
110,208	19,934,389	570,956	-	428,679	-	19,759,844	19,934,389	174,545	-	2. Demand deposits
1,003,068	29,867,586	1,868,498	-	923,569	-	25,794,971	29,867,586	4,072,615	-	3. Time deposits & foreign currency deposits
2,717,730	-	199,535	-	90,792	-	6,170,550	-	-	6,170,550	4. Foreign deposits
-	1,192,439	-	-	-	-	1,431,806	1,431,806	-	-	5. Government deposits
1,861,040	-	-	-	-	-	1,861,040	1,861,040	-	-	6. Reserves against deposits
2,137,493	-	60,003	-	-	-	2,197,496	2,197,496	-	-	7. Deposits with Central Bank other than reserve requirements
7,774,745	-	15,000	-	68,185	-	7,857,930	7,857,930	-	-	8. Central Bank securities
-	1,204,454	-	-	-	-	1,204,454	1,204,454	-	-	9. Accommodations from Central Bank
85,485	25	-	-	25	85,485	85,510	85,510	-	-	10. Interbank claims
32,148,260	4,231	1,452,066	11,984	891,217	1,602,390	34,491,543	31,066,443	-	3,425,100	11. Loans by financial institutions
328,577	251,947	264,757	-	229,485	1,226,177	1,159,180	1,478,124	332,910	13,966	12. Repurchase agreements
-	810,252	-	-	-	101,420	954,987	2,407,178	1,633,560	181,370	13. Loans by nonfinancial institutions
1,056,876	-	226,251	-	596,927	824,364	2,036,662	2,036,662	-	-	14. Short-term securities
3,840,687	-	1,313,756	-	231,857	-	5,597,253	5,615,973	18,720	-	15. Government securities
857,761	-	565,344	223,500	492,972	333,858	2,106,773	2,113,373	6,600	-	16. Domestic corporate bonds
143,706	1,313,683	997,028	-	78,910	-	1,306,813	1,313,683	6,870	-	17. Bank debentures
15,407	-	1,242,345	-	245,791	4,044,258	4,025,294	4,044,258	18,964	-	18. Mutual funds
348,307	798,783	2,384,124	183,604	3,718,028	4,271,368	23,163,973	38,802,013	15,638,040	-	19. Shares
205,334	3,688,687	99,308	1,875,838	5,701,406	6,065,147	24,403,138	26,570,848	2,167,710	-	20. Other equities
-	-	-	24,454,701	-	-	24,454,701	24,454,701	-	-	21. Life insurance reserves
-	-	-	4,369,604	-	-	4,369,604	4,369,604	-	-	22. Pension fund reserves
-	-	-	-	-	-	14,859,956	13,887,519	4,361,388	5,333,826	23. Accounts receivable/payable
269,160	-	149,655	-	450,746	-	10,950,519	-	-	10,950,519	24. Outward direct investment
3,044,285	9,030	20,966,030	-	2,917,207	-	29,728,320	64,950	40,560	29,703,930	25. Outward securities investment and issuance
-	-	-	-	-	-	14,497,200	-	-	14,497,200	26. Reserve assets of Central Bank
306,406	-	-	3,457,603	-	425,871	4,507,720	4,103,062	-	404,658	27. Net other assets & liabilities
58,587,266	59,075,506	32,375,223	34,576,834	17,073,545	18,980,336	271,424,359	229,215,722	28,472,482	70,681,119	Total

參、民國91年底至108年底金融性資產負債項目表

III. Year-end Amounts Outstanding of
Financial Transaction Items, 2002-2019

項目1. 通貨
Item 1. Currency

單位：新台幣百萬元
Millions of N.T. Dollars

民國 年底	發行部門 Issuer	持有部門 Holder							End of Year
	中央銀行 Central Bank	其他貨幣機構 Other monetary financial institutions	保險公司及 退休基金 Insurance companies & pension funds	其他金融機構 Other financial institutions	政府 Government	公營事業 Public enterprises	民營企業 Private enterprises	家庭及非營利 團體 Households & non-profit institutions	Year
91年	698,203	170,925	4,232	1,591	77	589	221,128	299,661	2002
92年	784,814	176,609	1,327	5,688	82	543	242,858	357,708	2003
93年	856,741	186,893	1,510	3,178	79	677	201,222	463,182	2004
94年	922,609	192,242	656	3,685	70	449	212,090	513,418	2005
95年	959,544	200,823	757	16,584	92	1,001	242,505	497,782	2006
96年	961,447	198,820	869	14,676	79	437	221,741	524,825	2007
97年	1,054,061	220,524	1,382	9,277	90	424	154,729	667,635	2008
98年	1,122,504	209,886	962	5,153	102	388	177,218	728,795	2009
99年	1,204,628	208,775	863	4,850	79	408	170,555	819,098	2010
100年	1,320,376	213,032	708	3,475	91	390	170,784	931,896	2011
101年	1,437,306	234,094	1,222	7,096	84	421	195,886	998,503	2012
102年	1,555,758	226,107	805	8,420	88	414	189,309	1,130,615	2013
103年	1,706,493	245,589	525	6,264	87	477	175,923	1,277,627	2014
104年	1,804,398	238,983	542	1,857	85	463	196,592	1,365,876	2015
105年	1,937,910	257,522	634	5,819	85	533	187,751	1,485,567	2016
106年	2,042,041	250,738	515	14,775	59	559	194,185	1,581,210	2017
107年	2,197,158	254,556	537	13,657	57	624	193,131	1,734,596	2018
108年	2,447,120	332,730	568	7,749	32	541	235,042	1,870,459	2019

項目2. 活期性存款
Item 2. Demand Deposits

單位：新台幣百萬元
Millions of N.T. Dollars

民國 年底	收受部門 Issuer	存款部門 Holder							End of Year
	其他貨幣機構 Other monetary financial institutions	其他貨幣機構 Other monetary financial institutions	保險公司及 退休基金 Insurance companies & pension funds	其他金融 機構 Other financial institutions	公營事業 Public enterprises	民營企業 Private enterprises	家庭及非 營利團體 Households & non-profit institutions	國 外 Rest of the world	
91年	6,228,223	24,670	44,243	153,284	16,624	1,112,001	4,771,302	106,100	2002
92年	7,330,943	36,513	45,828	211,250	16,989	1,203,550	5,663,344	153,469	2003
93年	8,198,778	38,298	66,224	212,509	14,251	1,379,075	6,312,257	176,164	2004
94年	8,737,912	47,026	60,181	230,034	12,279	1,462,535	6,729,495	196,362	2005
95年	9,113,077	62,425	72,224	204,910	16,702	1,350,363	7,185,012	221,440	2006
96年	9,210,413	91,671	92,552	235,902	17,839	1,362,202	7,108,068	302,179	2007
97年	8,971,694	44,855	162,144	222,491	11,304	1,459,526	6,876,661	194,712	2008
98年	11,503,246	89,078	323,650	304,046	15,718	1,777,059	8,781,973	211,723	2009
99年	12,434,491	92,172	231,570	379,179	13,912	1,963,047	9,536,351	218,261	2010
100年	12,725,467	64,202	204,866	381,513	17,845	1,942,046	9,908,333	206,662	2011
101年	13,347,614	66,135	230,870	323,440	29,819	1,977,070	10,524,194	196,086	2012
102年	14,394,725	73,940	338,585	340,465	23,801	2,298,625	11,134,625	184,683	2013
103年	15,145,149	76,847	233,936	416,459	15,633	2,407,396	11,805,163	189,714	2014
104年	16,108,870	86,928	410,937	597,944	19,169	2,604,005	12,218,986	170,901	2015
105年	16,970,649	88,179	456,893	481,199	20,648	2,454,661	13,303,423	165,645	2016
106年	17,567,394	78,863	350,135	655,669	23,324	2,704,404	13,570,483	184,516	2017
107年	18,530,041	87,541	567,698	410,318	23,822	2,825,183	14,431,095	184,383	2018
108年	19,934,389	110,208	570,956	428,679	27,465	3,061,663	15,560,874	174,545	2019

項目3. 定期性存款及外匯存款
Item 3. Time Deposits & Foreign Currency Deposits

單位：新台幣百萬元

Millions of N.T. Dollars

民國 年底	收受部門 Issuer	存款部門 Holder							End of Year
	其他貨幣機構 Other monetary financial institutions	其他貨幣機構 Other monetary financial institutions	保險公司及 退休基金 Insurance companies & pension funds	其他金融 機構 Other financial institutions	公營事業 Public enterprises	民營企業 Private enterprises	家庭及非 營利團體 Households & non-profit institutions	國 外 Rest of the world	
91年	14,974,863	838,249	738,239	758,497	131,184	974,629	10,693,489	840,577	2002
92年	15,192,204	882,701	714,939	662,959	129,579	1,083,690	10,600,858	1,117,478	2003
93年	15,968,097	892,975	860,694	595,581	119,920	1,134,101	11,066,574	1,298,252	2004
94年	17,088,576	902,004	935,452	504,714	125,696	1,380,119	11,879,685	1,360,906	2005
95年	18,026,707	903,563	1,040,759	504,528	127,428	1,428,917	12,549,266	1,472,246	2006
96年	18,759,884	886,415	1,063,013	500,396	138,810	1,560,938	12,706,405	1,903,907	2007
97年	21,072,319	840,148	1,138,642	707,891	159,243	1,827,185	14,331,138	2,068,071	2008
98年	20,152,387	877,232	1,349,507	726,716	136,517	1,896,762	13,484,686	1,680,966	2009
99年	20,832,461	908,065	1,322,355	694,321	133,623	2,062,658	13,839,535	1,871,903	2010
100年	22,359,582	934,811	1,456,802	776,234	124,859	2,135,043	14,601,517	2,330,315	2011
101年	23,052,674	936,547	1,627,043	825,734	129,718	2,145,242	15,007,659	2,380,731	2012
102年	24,618,285	916,329	1,611,599	914,343	110,475	2,318,142	15,588,790	3,158,607	2013
103年	26,132,624	927,429	1,360,828	849,719	104,924	2,720,494	16,495,939	3,673,291	2014
104年	26,895,371	1,017,569	1,195,214	804,137	108,398	2,884,146	17,442,876	3,443,030	2015
105年	27,773,581	1,051,122	1,338,339	809,741	98,735	3,034,608	17,747,515	3,693,521	2016
106年	28,853,202	1,022,237	1,652,462	694,776	106,997	2,843,031	18,693,393	3,840,307	2017
107年	28,949,205	1,000,130	1,372,093	951,043	103,857	2,742,569	18,689,912	4,089,600	2018
108年	29,867,586	1,003,068	1,868,498	923,569	125,456	2,582,723	19,291,657	4,072,615	2019

項目4. 國外存款
Item 4. Foreign Deposits

單位：新台幣百萬元
Millions of N.T. Dollars

民國 年底	收受部門 Issuer	存款部門 Holder						End of Year
	國外 Rest of the world	其他貨幣機構 Other monetary financial institutions	保險公司及 退休基金 Insurance companies & pension funds	其他金融機構 Other financial institutions	公營事業 Public enterprises	民營企業 Private enterprises	家庭及非營利 團體 Households & non-profit institutions	
91年	1,201,754	473,843	—	4,569	183	2,489	720,670	2002
92年	1,223,690	510,854	—	9,682	165	2,434	700,555	2003
93年	1,427,210	602,290	—	5,558	240	7,414	811,708	2004
94年	1,628,641	523,263	715	6,769	232	7,495	1,090,167	2005
95年	1,753,436	563,572	14,118	11,588	281	33,379	1,130,498	2006
96年	2,247,113	699,998	15,083	6,549	317	27,255	1,497,912	2007
97年	2,611,465	1,018,452	73,234	3,408	204	5,428	1,510,739	2008
98年	2,353,449	823,834	46,471	22,794	352	2,356	1,457,643	2009
99年	2,326,341	859,276	84,179	30,190	526	3,400	1,348,769	2010
100年	2,609,721	1,026,660	189,953	31,217	245	3,676	1,357,970	2011
101年	2,702,801	860,561	205,751	33,564	210	4,267	1,598,449	2012
102年	3,729,690	1,823,460	168,114	39,303	165	2,194	1,696,455	2013
103年	4,821,465	2,672,728	216,886	14,342	183	2,443	1,914,882	2014
104年	5,755,531	2,660,606	157,085	61,063	189	1,399	2,875,188	2015
105年	5,657,180	2,390,825	86,336	77,820	280	638	3,101,280	2016
106年	6,132,159	2,686,886	116,732	72,835	246	1,884	3,253,576	2017
107年	5,733,381	2,354,177	107,291	87,331	207	2,720	3,181,655	2018
108年	6,170,550	2,717,730	199,535	90,792	200	221	3,162,071	2019

項目5. 政府存款
Item 5. Government Deposits

單位：新台幣百萬元

Millions of N.T. Dollars

民國 年底	收受部門 Issuer			存款部門 Holder	End of Year
	中央銀行 Central Bank	其他貨幣機構 Other monetary financial institutions	其他金融機構 Other financial institutions	政府 Government	
91年	140,071	749,995	89	890,155	2002
92年	156,452	773,141	104	929,697	2003
93年	177,637	747,546	101	925,284	2004
94年	202,802	729,099	—	931,901	2005
95年	185,475	716,493	—	901,968	2006
96年	186,123	745,921	—	932,044	2007
97年	153,431	794,798	—	948,229	2008
98年	233,702	771,907	—	1,005,609	2009
99年	213,289	843,106	—	1,056,395	2010
100年	181,662	784,471	—	966,133	2011
101年	167,323	773,503	—	940,826	2012
102年	147,831	736,778	—	884,609	2013
103年	126,144	847,059	—	973,203	2014
104年	191,219	961,429	—	1,152,648	2015
105年	200,691	1,023,374	—	1,224,065	2016
106年	176,637	1,063,960	—	1,240,597	2017
107年	190,387	1,186,764	—	1,377,151	2018
108年	239,367	1,192,439	—	1,431,806	2019

項目6. 準備性存款
Item 6. Reserves against Deposits

單位：新台幣百萬元
Millions of N.T. Dollars

民國 年底	收受部門 Issuer	存款部門 Holder	End of Year
	中央銀行 Central Bank	其他貨幣機構 Other monetary financial institutions	
91年	871,682	871,682	2002
92年	835,885	835,885	2003
93年	862,687	862,687	2004
94年	837,637	837,637	2005
95年	926,314	926,314	2006
96年	1,064,311	1,064,311	2007
97年	1,075,169	1,075,169	2008
98年	1,185,483	1,185,483	2009
99年	1,301,096	1,301,096	2010
100年	1,404,831	1,404,831	2011
101年	1,469,040	1,469,040	2012
102年	1,570,395	1,570,395	2013
103年	1,563,550	1,563,550	2014
104年	1,656,014	1,656,014	2015
105年	1,700,503	1,700,503	2016
106年	1,743,026	1,743,026	2017
107年	1,866,411	1,866,411	2018
108年	1,861,040	1,861,040	2019

項目7. 非準備存款

Item 7. Deposits with Central Bank Other than Reserve Requirements

單位：新台幣百萬元
Millions of N.T. Dollars

民國 年底	收受部門 Issuer	存款部門 Holder			End of Year
	中央銀行 Central Bank	其他貨幣機構 Other monetary financial institutions	保險公司及退休基金 Insurance companies & pension funds	其他金融機構 Other financial institutions	
91年	1,885,143	1,867,341	17,781	21	2002
92年	2,099,544	2,081,698	17,736	110	2003
93年	1,919,528	1,900,870	18,537	121	2004
94年	2,044,739	2,025,113	19,619	7	2005
95年	1,990,677	1,969,985	20,689	3	2006
96年	2,085,113	2,074,277	10,834	2	2007
97年	2,108,130	2,095,265	12,863	2	2008
98年	2,179,545	2,166,426	12,154	965	2009
99年	2,192,061	2,180,388	11,671	2	2010
100年	2,192,153	2,179,942	12,211	—	2011
101年	2,208,359	2,196,675	11,684	—	2012
102年	2,235,346	2,196,506	38,840	—	2013
103年	2,247,326	2,193,793	53,533	—	2014
104年	2,244,106	2,184,092	60,013	1	2015
105年	2,243,689	2,183,680	60,008	1	2016
106年	2,221,258	2,161,255	60,002	1	2017
107年	2,223,461	2,163,450	60,011	—	2018
108年	2,197,496	2,137,493	60,003	—	2019

項目8. 中央銀行單券
Item 8. Central Bank Securities

單位：新台幣百萬元

Millions of N.T. Dollars

民國 年底	發行部門 Issuer	持有部門 Holder			End of Year
	中央銀行 Central Bank	其他貨幣機構 Other monetary financial institutions	保險公司及退休基金 Insurance companies & pension funds	其他金融機構 Other financial institutions	
91年	1,947,985	1,908,460	—	39,525	2002
92年	2,992,365	2,924,200	—	68,165	2003
93年	3,562,885	3,517,715	—	45,170	2004
94年	3,520,820	3,443,685	—	77,135	2005
95年	3,755,930	3,683,240	—	72,690	2006
96年	3,460,300	3,430,530	—	29,770	2007
97年	4,334,945	4,298,095	—	36,850	2008
98年	5,928,485	5,786,685	88,800	53,000	2009
99年	6,712,620	6,518,055	127,500	67,065	2010
100年	6,682,155	6,535,905	91,800	54,450	2011
101年	6,642,560	6,513,940	71,100	57,520	2012
102年	6,843,220	6,725,070	39,300	78,850	2013
103年	7,106,310	7,020,010	16,900	69,400	2014
104年	7,544,710	7,412,410	62,500	69,800	2015
105年	7,587,300	7,486,795	30,500	70,005	2016
106年	7,880,140	7,792,840	18,500	68,800	2017
107年	7,816,730	7,740,790	8,000	67,940	2018
108年	7,857,930	7,774,745	15,000	68,185	2019

項目9. 中央銀行融通
Item 9. Accommodations from Central Bank

單位：新台幣百萬元
Millions of N.T. Dollars

民國 年底	授信部門 Lender	受信部門 Borrower		End of Year
	中央銀行 Central Bank	其他貨幣機構 Other monetary financial institutions	其他金融機構 Other financial institutions	
91年	672,020	672,020	—	2002
92年	807,891	807,891	—	2003
93年	490,257	490,257	—	2004
94年	425,610	425,610	—	2005
95年	439,673	439,673	—	2006
96年	331,534	329,434	2,100	2007
97年	405,273	405,273	—	2008
98年	619,440	619,440	—	2009
99年	383,174	383,174	—	2010
100年	566,275	566,275	—	2011
101年	344,895	344,895	—	2012
102年	557,937	557,937	—	2013
103年	793,677	793,677	—	2014
104年	1,222,271	1,222,271	—	2015
105年	1,107,230	1,107,230	—	2016
106年	1,123,992	1,123,992	—	2017
107年	1,209,272	1,209,272	—	2018
108年	1,204,454	1,204,454	—	2019

項目10. 金融機構同業往來

Item 10. Interbank Claims

單位：新台幣百萬元

Millions of N.T. Dollars

民國 年底	存款 Deposits				融通 Loans				End of Year
	收受部門 Issuer		存款部門 Holder		授信部門 Lender		受信部門 Borrower		
	其他貨幣機構 Other monetary financial institutions	其他金融 機構 Other financial institutions	其他貨幣機構 Other monetary financial institutions	其他金融 機構 Other financial institutions	其他貨幣機構 Other monetary financial institutions	其他金融 機構 Other financial institutions	其他貨幣機構 Other monetary financial institutions	其他金融 機構 Other financial institutions	
91年	—	16,075	16,075	—	61,501	7,126	7,126	61,501	2002
92年	4	12,095	12,095	4	72,477	10,500	10,500	72,477	2003
93年	3	8,803	8,803	3	51,607	12,891	12,891	51,607	2004
94年	5	2,549	2,549	5	89,536	14,870	14,870	89,536	2005
95年	7	1,669	1,669	7	77,049	6,552	6,552	77,049	2006
96年	2	8,740	8,740	2	52,883	10,333	10,333	52,883	2007
97年	—	—	—	—	33,309	840	840	33,309	2008
98年	—	—	—	—	25,440	1,380	1,380	25,440	2009
99年	—	—	—	—	19,445	1,335	1,335	19,445	2010
100年	1	—	—	1	21,731	130	130	21,731	2011
101年	1	—	—	1	42,377	317	317	42,377	2012
102年	3	—	—	3	65,039	1,512	1,512	65,039	2013
103年	18	—	—	18	57,695	—	—	57,695	2014
104年	1	—	—	1	62,126	120	120	62,126	2015
105年	1	—	—	1	82,506	1,202	1,202	82,506	2016
106年	24	—	—	24	147,307	—	—	147,307	2017
107年	6	—	—	6	125,218	2,030	2,030	125,218	2018
108年	25	—	—	25	85,485	—	—	85,485	2019

項目11. 金融機構放款
Item 11. Loans by Financial Institutions

單位：新台幣百萬元
Millions of N.T. Dollars

民國 年底	授信部門 Lender				受信部門 Borrower									End of Year
	中央 銀行	其他貨幣 機構	保險公司及 退休基金	其他金融 機構	其他貨幣 機構	保險公司及 退休基金	其他金融 機構	政府	公營事業	民營企業	家庭及非營 利團體	國 外		
	Central Bank	Other monetary financial institutions	Insurance companies & pension funds	Other financial institutions	Other monetary financial institutions	Insurance companies & pension funds	Other financial institutions	Government	Public enterprises	Private enterprises	Households & non-profit institutions	Rest of the world		
91年	2,040	16,115,915	1,077,867	329,285	25,715	124,404	464,011	1,961,040	478,404	5,448,830	7,974,128	1,048,574	2002	
92年	—	16,519,783	1,028,477	392,744	12,751	109,014	500,708	1,953,329	463,874	5,375,882	8,434,614	1,090,832	2003	
93年	—	17,367,562	995,821	432,425	6,628	127,237	444,703	1,920,234	483,166	5,688,965	9,104,407	1,020,468	2004	
94年	—	18,644,401	984,632	435,666	4,486	150,114	493,509	1,785,416	527,221	6,003,883	9,828,287	1,271,781	2005	
95年	—	19,220,929	1,063,683	493,071	3,509	79,314	526,208	1,611,281	551,055	6,374,227	10,259,679	1,372,410	2006	
96年	—	19,964,627	1,191,799	515,955	4,497	87,714	571,673	1,385,630	636,543	6,777,016	10,559,056	1,650,252	2007	
97年	—	20,768,909	1,279,819	243,724	2,072	204,376	552,121	1,281,184	754,273	7,075,099	10,394,222	2,029,104	2008	
98年	—	21,040,081	1,219,098	451,228	1,529	196,634	540,665	1,501,414	743,639	6,838,443	10,662,070	2,226,014	2009	
99年	—	21,877,396	1,204,852	529,252	1,650	57,675	591,637	1,653,305	786,770	7,293,857	11,278,571	1,948,037	2010	
100年	—	23,520,585	1,211,131	418,058	2,708	33,873	657,659	1,660,040	780,426	8,032,398	11,468,841	2,513,828	2011	
101年	—	24,139,702	1,267,181	375,102	3,526	9,136	763,494	1,670,117	706,525	8,287,253	11,799,788	2,542,147	2012	
102年	—	25,379,483	1,467,020	429,753	7,052	6,382	872,673	1,460,375	711,942	8,546,605	12,590,032	3,081,196	2013	
103年	—	26,808,593	1,575,241	567,781	7,098	5,461	860,496	1,445,684	646,296	9,075,191	13,414,559	3,496,829	2014	
104年	—	27,750,565	1,563,725	721,426	6,529	5,402	1,022,947	1,376,404	611,600	9,407,700	13,906,427	3,698,707	2015	
105年	—	28,690,345	1,522,504	711,142	5,998	7,547	969,384	1,327,585	539,086	10,001,356	14,312,454	3,760,582	2016	
106年	—	29,401,875	1,510,527	926,528	7,008	11,821	1,362,919	1,255,487	539,496	10,228,895	15,009,970	3,423,332	2017	
107年	—	30,746,537	1,500,243	905,120	4,470	12,499	1,562,012	1,236,328	581,953	10,666,460	15,683,645	3,404,535	2018	
108年	—	32,148,260	1,452,066	891,217	4,231	11,984	1,602,390	1,242,052	564,699	11,185,176	16,455,910	3,425,100	2019	

項目12. 附條件交易
Item 12. Repurchase Agreements

單位：新台幣百萬元

Millions of N.T. Dollars

民國 年底	授信部門 Lender									受信部門 Borrower						End of Year
	中央 銀行	其他貨幣 機構	保險公 司及退 休基金	其他金融 機構	政府	公營 事業	民營 企業	家庭及非 營利團體	國 外	中央 銀行	其他貨幣 機構	保險公 司及退 休基金	其他金融 機構	民營 企業	國 外	
	Central Bank	Other monetary financial institutions	Insurance companies & pension funds	Other financial institutions	Government	Public enterprises	Private enterprises	Households & non-profit institutions	Rest of the world	Central Bank	Other monetary financial institutions	Insurance companies & pension funds	Other financial institutions	Private enterprises	Rest of the world	Year
91年	—	246,720	82,389	701,400	—	—	57,157	504,411	313	—	454,414	—	1,135,686	2,289	—	2002
92年	—	171,929	108,510	884,205	1,236	—	65,616	431,947	204	—	493,306	—	1,162,591	7,750	—	2003
93年	—	226,851	126,587	868,339	1,500	2,800	121,026	553,610	142,194	142,194	571,682	15,496	1,311,447	2,087	—	2004
94年	—	190,140	141,869	892,495	—	2,000	180,948	627,015	451,529	451,069	517,030	4,385	1,511,797	1,716	—	2005
95年	—	128,516	106,583	854,228	1,306	750	198,848	605,192	347,134	340,082	545,736	400	1,354,665	538	1,136	2006
96年	—	64,853	145,183	606,192	3,255	200	176,121	514,297	132,242	101,220	457,692	—	1,082,906	526	—	2007
97年	—	62,723	87,189	509,615	7,322	300	119,488	610,003	11,340	—	460,569	—	947,411	—	—	2008
98年	—	30,606	149,307	348,982	—	370	101,846	417,285	15,380	—	328,928	—	734,848	—	—	2009
99年	—	73,969	163,218	331,429	340	2,307	163,570	428,309	68,057	—	413,254	—	817,945	—	—	2010
100年	—	68,723	149,270	300,867	839	2,911	152,616	558,106	73,805	—	421,955	—	885,182	—	—	2011
101年	—	154,803	149,067	210,546	1,488	—	127,269	384,852	91,895	—	320,781	—	799,138	—	—	2012
102年	—	194,037	139,379	175,052	19,781	400	121,732	218,940	232,200	—	294,771	107	803,673	—	2,970	2013
103年	—	268,794	170,589	181,144	11,474	2,400	125,888	238,195	262,406	—	356,651	5,000	896,133	—	3,107	2014
104年	—	311,719	291,387	280,029	4,557	1,480	107,810	323,910	150,068	—	391,724	13,500	1,065,602	—	133	2015
105年	—	229,460	250,302	298,845	16,107	3,500	124,011	286,408	165,851	—	292,660	—	1,081,824	—	—	2016
106年	—	377,347	195,162	273,091	12,426	348	114,290	197,755	276,344	—	310,511	—	1,134,872	8	1,372	2017
107年	—	348,814	199,855	256,798	5,876	1,400	116,578	94,182	411,868	—	283,286	—	1,148,325	—	3,759	2018
108年	—	328,577	264,757	229,485	6,727	—	134,007	195,627	332,910	—	251,947	—	1,226,177	—	13,966	2019

項目13. 非金融部門放款
Item 13. Loans by Nonfinancial Institutions

單位：新台幣百萬元
Millions of N.T. Dollars

民國 年底	授信部門 Lender					受信部門 Borrower							End of Year
	政府 Government	公營事業 Public enterprises	民營企業 Private enterprises	家庭及非 營利團體 Households & non-profit institutions	國外 Rest of the world	其他貨幣 機構 Other monetary financial institutions	其他金融 機構 Other financial institutions	政府 Government	公營事業 Public enterprises	民營企業 Private enterprises	家庭及非 營利團體 Households & non-profit institutions	國外 Rest of the world	
91年	532,055	248	82,010	65,807	423,483	235,164	7,617	30,841	138,024	362,617	315,862	13,479	2002
92年	535,643	3	84,901	75,619	425,758	292,465	4,384	44,298	149,925	314,785	300,840	15,227	2003
93年	558,163	1	127,980	67,186	536,877	304,262	7,982	41,837	160,232	443,973	312,244	19,676	2004
94年	547,390	3	168,467	70,339	511,696	284,636	8,234	36,428	167,861	464,621	310,660	25,456	2005
95年	511,820	2	181,325	81,840	516,262	261,226	24,250	48,716	178,508	508,213	241,474	28,863	2006
96年	411,515	2	192,180	94,872	586,888	254,617	18,631	50,442	187,659	595,379	141,274	37,455	2007
97年	447,713	—	257,691	62,931	603,663	222,045	17,958	60,787	197,373	652,172	170,654	51,009	2008
98年	432,837	—	299,874	60,130	693,039	268,201	18,565	65,630	200,581	691,806	140,656	100,442	2009
99年	429,547	—	319,314	40,944	813,316	349,030	31,218	77,463	204,381	732,975	130,997	77,056	2010
100年	415,382	—	431,564	59,669	1,136,381	548,338	6,198	74,436	234,477	913,542	145,947	120,060	2011
101年	394,660	—	469,964	48,179	1,077,245	588,545	4,741	77,330	202,346	867,031	129,467	120,587	2012
102年	373,131	—	469,699	40,831	1,542,540	1,091,678	9,932	76,664	185,563	825,580	117,164	119,621	2013
103年	385,994	—	425,012	52,468	1,583,666	1,083,336	6,991	97,221	184,552	861,123	98,982	114,936	2014
104年	354,742	—	460,014	57,670	1,659,792	1,112,641	10,685	81,355	181,371	924,277	95,245	126,645	2015
105年	333,933	—	590,200	58,373	1,500,642	772,197	16,905	73,384	181,064	1,186,963	65,416	187,220	2016
106年	322,429	1,990	560,632	71,208	1,575,929	881,985	14,934	72,745	182,844	1,125,385	70,968	183,328	2017
107年	293,365	1,997	591,578	76,329	1,778,735	908,359	47,511	50,460	184,455	1,320,510	64,759	165,950	2018
108年	276,012	—	604,376	74,600	1,633,560	810,252	101,420	37,598	187,875	1,213,455	56,578	181,370	2019

項目14. 短期票券
Item 14. Short-term Securities

單位：新台幣百萬元
Millions of N.T. Dollars

民國 年底	發行部門 Issuer				持有部門 Holder							End of Year
	保險公司及 退休基金	其他金融 機構	公營事業	民營企業	其他貨幣 機構	保險公司及 退休基金	其他金融 機構	公營事業	民營企業	家庭及非 營利團體	國 外	
	Insurance companies & pension funds	Other financial institutions	Public enterprises	Private enterprises	Other monetary financial institutions	Insurance companies & pension funds	Other financial institutions	Public enterprises	Private enterprises	Households & non-profit institutions	Rest of the world	
91年	—	187,648	44,692	645,616	331,977	127,459	332,668	11,985	47,528	26,339	—	2002
92年	—	208,949	19,056	587,623	259,165	152,233	296,656	15,922	67,184	24,469	—	2003
93年	—	231,747	15,091	536,330	180,668	186,363	280,865	27,376	84,116	23,495	286	2004
94年	—	297,432	14,493	442,707	147,381	176,439	310,780	313	96,783	22,639	296	2005
95年	—	239,807	12,558	473,279	168,223	156,527	269,051	1,224	108,392	21,769	457	2006
96年	78	247,259	9,914	415,958	118,517	152,450	281,485	—	98,741	20,196	1,819	2007
97年	—	159,799	147,721	387,639	169,444	172,893	262,811	634	68,325	20,855	197	2008
98年	—	156,380	149,865	349,936	102,882	177,349	311,733	—	44,533	19,685	—	2009
99年	—	232,761	93,093	366,425	90,506	259,824	277,735	—	43,445	20,768	—	2010
100年	—	178,719	130,439	431,693	132,370	273,772	255,160	—	57,325	22,226	—	2011
101年	—	214,227	323,441	490,207	413,826	208,773	312,706	—	61,734	30,836	—	2012
102年	—	233,998	379,425	589,961	549,522	169,119	392,258	—	56,383	36,102	—	2013
103年	—	297,073	376,067	637,950	579,806	212,297	411,959	—	67,695	39,333	—	2014
104年	—	405,111	271,348	673,687	626,466	123,622	491,146	731	67,677	40,504	—	2015
105年	—	442,445	319,754	721,957	692,976	173,475	479,868	—	93,313	44,525	—	2016
106年	—	724,279	274,259	714,621	914,031	189,437	489,693	—	68,604	51,395	—	2017
107年	—	691,764	278,488	794,331	911,988	230,137	513,390	—	56,130	52,937	—	2018
108年	—	824,364	323,338	888,960	1,056,876	226,251	596,927	—	95,508	61,100	—	2019

項目15. 政府債券
Item 15. Government Securities

單位：新台幣百萬元
Millions of N.T. Dollars

民國 年底	發行部門 Issuer	持有部門 Holder								End of Year
	政府 Government	其他貨幣 機構 Other monetary financial institutions	保險公司及 退休基金 Insurance companies & pension funds	其他金融 機構 Other financial institutions	政 府 Government	公營事業 Public enterprises	民營企業 Private enterprises	家庭及非 營利團體 Households & non-profit institutions	國 外 Rest of the world	
91年	2,394,536	818,219	928,927	620,743	—	56	14,002	12,452	139	2002
92年	2,648,495	841,277	1,079,528	676,337	76	4,777	10,392	25,161	10,947	2003
93年	2,983,567	1,050,545	1,276,108	552,351	61	8,368	21,466	58,180	16,488	2004
94年	3,187,228	1,102,172	1,413,609	572,990	100	9,568	20,440	61,514	6,835	2005
95年	3,409,723	1,291,875	1,497,797	525,570	1,649	6,753	16,683	63,421	5,975	2006
96年	3,547,847	1,423,361	1,590,707	415,504	2,272	4,562	13,861	86,567	11,012	2007
97年	3,843,000	1,614,316	1,725,626	355,467	456	1,985	1,934	94,154	49,063	2008
98年	4,185,940	1,836,495	1,891,276	266,202	1,802	437	1,323	64,463	123,942	2009
99年	4,574,298	1,937,642	2,092,630	262,297	7,052	194	1,395	53,519	219,569	2010
100年	4,824,607	2,050,161	2,275,612	286,416	13,540	373	1,290	60,790	136,425	2011
101年	5,129,468	2,369,404	2,337,944	252,734	18,882	1,014	1,266	52,834	95,391	2012
102年	5,424,066	2,647,344	2,420,427	190,984	48,503	753	637	55,868	59,550	2013
103年	5,570,231	2,896,088	2,269,802	217,445	58,659	743	924	65,172	61,399	2014
104年	5,659,398	3,168,322	2,042,502	260,846	77,898	2,124	873	69,045	37,788	2015
105年	5,695,292	3,479,723	1,765,775	254,415	110,028	2,048	1,769	45,562	35,972	2016
106年	5,661,337	3,483,966	1,731,021	263,870	126,957	2,100	997	43,026	9,401	2017
107年	5,632,482	3,768,875	1,415,464	270,820	134,620	2,051	1,130	34,358	5,164	2018
108年	5,615,973	3,840,687	1,313,756	231,857	152,579	1,999	2,461	53,913	18,720	2019

項目16. 國內公司債
Item 16. Domestic Corporate Bonds

單位：新台幣百萬元
Millions of N.T. Dollars

民國 年底	發行部門 Issuer				持有部門 Holder								End of Year
	其他金融 機構	保險公司及 退休基金	公營事業	民營企業	其他貨幣 機構	保險公司及 退休基金	其他金融 機構	政府	公營事業	民營企業	家庭及非 營利團體	國外	
	Other financial institutions	Insurance companies & pension funds	Public enterprises	Private enterprises	Other monetary financial institutions	Insurance companies & pension funds	Other financial institutions	Government	Public enterprises	Private enterprises	Households & non-profit institutions	Rest of the world	Year
91年	68,006	—	172,610	766,621	128,383	111,712	625,291	—	700	14,640	125,919	591	2002
92年	97,088	—	204,388	875,438	157,556	107,010	802,622	—	316	9,985	97,725	1,700	2003
93年	119,965	—	228,364	867,265	212,056	143,530	770,752	—	1,029	24,424	57,036	6,767	2004
94年	159,774	—	235,919	796,230	309,172	203,061	566,261	—	509	25,140	79,795	7,985	2005
95年	162,995	—	255,337	733,116	337,873	235,049	456,213	—	387	30,749	75,996	15,182	2006
96年	155,638	—	291,040	658,180	327,791	245,294	394,982	—	457	27,551	72,921	35,862	2007
97年	190,090	—	317,660	631,264	372,494	332,598	305,104	—	936	35,074	75,175	17,632	2008
98年	211,725	—	367,325	557,889	340,699	402,132	267,453	—	9,178	35,360	75,038	7,079	2009
99年	193,136	—	420,175	588,893	315,490	484,724	257,757	—	10,379	36,071	79,345	18,438	2010
100年	203,352	3,405	477,705	668,398	380,486	511,241	281,394	—	8,321	33,542	89,289	48,587	2011
101年	210,190	7,385	533,660	822,510	483,433	596,326	283,708	—	9,467	31,854	103,867	65,090	2012
102年	218,359	6,435	552,260	1,004,312	556,711	706,721	305,852	—	9,618	23,335	117,570	61,560	2013
103年	234,133	10,950	598,995	1,081,168	611,663	730,688	367,896	—	12,281	19,910	127,066	55,742	2014
104年	239,492	10,950	599,820	1,072,522	738,218	572,107	426,746	10,000	16,524	21,203	126,904	11,083	2015
105年	230,679	114,950	529,569	1,022,626	711,891	568,591	435,193	10,000	18,434	20,633	125,256	7,826	2016
106年	253,853	178,450	541,238	964,254	743,633	571,431	419,620	20,000	17,916	26,585	127,894	10,715	2017
107年	268,339	214,450	511,850	1,028,144	815,352	556,062	442,645	20,000	16,641	29,878	133,504	8,700	2018
108年	333,858	223,500	506,845	1,049,170	857,761	565,344	492,972	20,000	12,666	18,548	139,483	6,600	2019

項目17. 金融債券
Item 17. Bank Debentures

單位：新台幣百萬元
Millions of N.T. Dollars

民國 年底	發行部門 Issuer	持有部門 Holder								End of Year
	其他貨幣機構 Other monetary financial institutions	其他貨幣機構 Other monetary financial institutions	保險公司及 退休基金 Insurance companies & pension funds	其他金融 機構 Other financial institutions	政府 Government	公營事業 Public enterprises	民營企業 Private enterprises	家庭及非營利 團體 Households & non-profit institutions	國外 Rest of the world	
91年	377,303	45,045	71,878	245,302	—	200	8,134	6,744	—	2002
92年	541,226	55,027	91,277	346,597	—	2,722	3,202	42,401	—	2003
93年	709,051	64,042	161,408	451,028	—	4,075	8,143	20,355	—	2004
94年	811,192	132,509	273,734	317,762	—	2,207	9,004	75,976	—	2005
95年	925,915	159,420	398,417	229,934	113	7,869	18,307	107,054	4,800	2006
96年	917,393	137,504	430,550	163,171	66	11,653	19,709	149,933	4,808	2007
97年	896,031	113,921	510,461	135,321	48	15,082	12,354	104,025	4,818	2008
98年	812,450	74,375	541,203	80,216	47	12,168	9,150	95,290	—	2009
99年	815,777	49,237	619,225	48,501	32	12,123	6,020	79,725	915	2010
100年	900,425	59,021	708,491	47,842	64	9,929	6,222	68,008	849	2011
101年	1,022,115	63,001	836,905	52,045	—	11,700	6,233	48,007	4,225	2012
102年	1,029,787	59,507	815,791	54,465	—	12,551	6,542	67,822	13,110	2013
103年	1,273,588	63,279	1,021,786	82,088	—	14,057	8,067	42,315	41,996	2014
104年	1,285,880	84,381	1,008,054	81,600	5,000	14,598	9,576	52,776	29,895	2015
105年	1,209,539	76,665	960,204	77,865	5,000	16,320	9,896	56,215	7,374	2016
106年	1,227,343	88,949	959,454	76,250	5,000	15,621	13,506	61,073	7,491	2017
107年	1,317,098	125,929	1,007,613	70,563	10,000	14,525	15,039	66,482	6,947	2018
108年	1,313,683	143,706	997,028	78,910	11,500	12,316	11,619	51,734	6,870	2019

項目18. 共同基金
Item 18. Mutual Funds

單位：新台幣百萬元
Millions of N.T. Dollars

民國 年底	發行部門 Issuer		持有部門 Holder								End of Year
	其他貨幣 機構 Other monetary financial institutions	其他金融 機構 Other financial institutions	其他貨幣 機構 Other monetary financial institutions	保險公司及 退休基金 Insurance companies & pension funds	其他金融 機構 Other financial institutions	政 府 Government	公營事業 Public enterprises	民營企業 Private enterprises	家庭及非 營利團體 Households & non-profit institutions	國 外 Rest of the world	
91年	—	2,179,703	116,219	137,767	132,190	—	57,885	540,495	1,181,962	13,184	2002
92年	—	2,667,018	84,550	186,252	133,931	—	33,920	665,405	1,549,015	13,945	2003
93年	1,494	2,487,208	214,343	124,925	101,989	25,944	35,440	806,468	1,166,063	13,529	2004
94年	1,602	2,003,196	96,240	110,037	71,336	26,736	31,737	570,824	1,079,886	18,003	2005
95年	4,423	2,015,260	63,653	141,202	68,833	29,983	26,382	582,241	1,088,638	18,753	2006
96年	3,089	2,085,374	38,145	225,057	57,035	10,564	13,845	520,266	1,202,025	21,527	2007
97年	2,660	1,597,164	33,322	272,247	55,202	7,308	13,723	400,428	805,846	11,749	2008
98年	1,954	2,000,376	23,177	300,703	52,204	10,144	19,252	524,817	1,060,035	11,999	2009
99年	1,408	1,914,803	22,108	291,415	50,962	10,386	14,086	481,583	1,030,413	15,258	2010
100年	1,606	1,749,492	11,546	238,621	44,328	9,023	12,950	460,177	968,385	6,067	2011
101年	586	1,858,913	19,972	265,665	55,237	9,825	11,632	418,070	1,073,217	5,881	2012
102年	668	1,979,980	25,061	405,075	63,368	18,484	14,663	363,925	1,085,692	4,379	2013
103年	296	1,988,017	26,110	376,909	78,234	19,473	12,128	352,947	1,117,775	4,737	2014
104年	266	2,216,888	36,515	500,948	98,664	21,059	13,811	435,772	1,104,919	5,466	2015
105年	265	2,159,786	22,347	443,248	127,967	22,772	15,510	399,211	1,119,567	9,430	2016
106年	—	2,352,294	27,448	531,447	166,316	17,730	14,806	376,594	1,207,328	10,625	2017
107年	—	2,609,731	19,564	628,100	166,985	27,948	5,987	396,727	1,350,330	14,089	2018
108年	—	4,044,258	15,407	1,242,345	245,791	40,378	14,788	579,498	1,887,087	18,964	2019

項目19. 上市上櫃公司股權

Item 19. Shares

單位：新台幣百萬元

Millions of N.T. Dollars

民國 年底	發行部門 Issuer					持有部門 Holder									End of Year
	其他貨幣 機構	保險公 司及退 休基金	其他金融 機構	公營事業	民營企業	其他貨幣機 構	保險公 司及退 休基金	其他金融 機構	政 府	公營事業	民營企業	家庭及非營 利團體	國 外		
	Other monetary financial institutions	Insurance companies & pension funds	Other financial institutions	Public enterprises	Private enterprises	Other monetary financial institutions	Insurance companies & pension funds	Other financial institutions	Government	Public Enterprises	Private enterprises	Households & non-profit institutions	Rest of the world	Year	
91年	376,584	37,637	1,496,178	496,858	7,573,416	381,310	202,313	1,008,338	771,492	2,674	1,230,773	4,830,428	1,553,344	2002	
92年	347,845	51,833	2,058,352	475,633	11,185,973	405,464	360,116	1,673,134	659,788	2,130	2,229,152	5,749,174	3,040,678	2003	
93年	553,805	67,798	2,463,411	602,983	11,529,058	594,441	428,044	1,780,936	788,476	2,686	2,399,739	5,845,095	3,377,638	2004	
94年	398,193	57,908	2,243,655	—	14,315,250	331,166	369,973	1,421,099	868,065	2,147	2,681,019	6,232,301	5,109,237	2005	
95年	480,792	65,817	2,687,880	—	18,201,446	349,327	576,110	2,759,854	1,093,610	2,079	2,694,515	7,172,112	6,788,327	2006	
96年	395,231	75,575	2,424,587	—	20,626,973	401,156	718,506	2,800,161	1,200,055	2,126	3,400,976	7,622,108	7,377,278	2007	
97年	283,144	40,858	1,528,672	—	10,692,131	209,074	494,584	1,599,222	441,202	2,560	1,766,217	4,363,289	3,668,657	2008	
98年	362,960	94,318	2,447,217	—	20,196,256	318,259	788,742	2,760,936	599,348	5,541	3,025,973	8,742,930	6,859,023	2009	
99年	545,249	121,569	2,676,005	—	22,220,028	355,809	976,645	2,887,107	728,381	7,537	3,454,384	9,330,473	7,822,516	2010	
100年	303,774	97,309	2,140,654	—	17,784,775	308,544	942,679	2,721,994	604,816	8,852	2,609,044	6,960,133	6,170,450	2011	
101年	348,082	131,486	2,338,060	—	19,701,393	344,064	1,186,134	2,357,417	690,154	12,605	3,015,350	7,886,596	7,026,700	2012	
102年	400,234	172,830	2,995,918	—	22,533,659	362,399	1,376,158	3,138,129	731,480	21,808	3,352,093	8,853,714	8,266,860	2013	
103年	392,159	158,951	3,134,657	—	25,232,576	302,906	1,593,638	3,450,612	752,575	32,158	3,605,333	9,049,053	10,132,067	2014	
104年	382,368	143,989	2,924,113	—	23,071,364	267,358	1,495,874	3,065,687	710,011	33,372	3,304,371	8,204,234	9,440,927	2015	
105年	365,495	171,562	3,211,960	—	25,455,648	310,714	1,553,056	3,175,342	786,820	26,208	3,677,172	8,749,726	10,925,627	2016	
106年	421,905	180,535	3,673,001	—	29,831,897	354,128	1,963,270	3,487,198	868,180	26,762	4,469,463	9,794,755	13,143,582	2017	
107年	608,527	177,118	3,750,437	—	26,818,554	294,900	2,018,561	3,147,934	857,011	30,114	3,952,505	9,311,164	11,742,447	2018	
108年	798,783	183,604	4,271,368	—	33,548,258	348,307	2,384,124	3,718,028	1,012,217	39,180	4,664,694	10,997,424	15,638,040	2019	

項目20. 其他企業權益

Item 20. Other Equities

單位：新台幣百萬元

Millions of N.T. Dollars

民國 年底	發行部門 Issuer						持有部門 Holder									End of Year
	中央 銀行	其他貨幣 機構	保險公 司及退 休基金	其他金融機 構	公營事業	民營企業	中央 銀行	其他貨幣 機構	保險公 司及退 休基金	其他金融 機構	政 府	公營事業	民營企業	家庭及非營 利團體	國 外	
	Central Bank	Other monetary financial institutions	Insurance companies & pension funds	Other financial institutions	Public enterprises	Private enterprises	Central Bank	Other monetary financial institutions	Insurance companies & pension funds	Other financial institutions	Government	Public enterprises	Private enterprises	Households & non-profit institutions	Rest of the world	
91年	972,462	1,214,342	216,932	1,055,996	2,541,155	5,852,532	24,264	233,513	51,638	676,824	3,742,815	50,377	1,984,037	4,524,672	565,280	2002
92年	1,201,241	1,285,977	292,199	1,193,005	2,413,631	5,714,473	23,366	305,208	38,953	690,057	3,840,814	33,963	2,058,481	4,518,018	591,667	2003
93年	827,428	1,352,107	314,563	1,324,387	2,392,533	5,878,788	22,638	224,633	42,763	806,474	3,560,734	32,141	1,841,464	4,935,511	623,448	2004
94年	882,502	1,509,499	330,130	1,395,448	2,598,703	6,094,734	26,807	358,209	30,053	620,362	3,729,757	28,892	2,696,127	4,652,370	668,438	2005
95年	1,087,690	1,571,541	556,589	1,824,359	2,559,172	6,639,174	26,750	232,233	54,163	1,771,552	3,938,482	28,951	2,035,544	5,394,841	756,010	2006
96年	1,361,604	1,650,418	485,595	2,013,020	2,547,193	7,034,147	26,815	223,843	64,761	2,005,701	4,261,215	23,701	2,137,149	5,452,137	896,656	2007
97年	1,373,623	1,643,425	262,205	1,762,135	2,329,168	7,054,324	26,680	208,464	46,075	2,027,061	4,015,713	23,914	2,030,943	4,928,534	1,117,495	2008
98年	1,223,386	1,828,988	420,471	2,433,426	2,350,794	7,761,793	26,660	269,001	55,687	2,269,054	4,021,390	24,897	2,404,815	5,768,263	1,179,089	2009
99年	731,553	1,944,345	519,838	2,843,083	2,316,425	8,050,083	26,632	228,019	54,706	2,686,416	3,410,084	27,199	2,577,574	6,246,084	1,148,613	2010
100年	778,633	2,124,487	474,328	2,594,386	2,339,536	8,327,691	27,027	178,555	48,068	2,724,397	3,488,197	24,270	2,749,582	6,302,624	1,096,343	2011
101年	823,881	2,292,739	584,453	3,048,577	1,920,899	8,767,824	27,158	186,388	78,770	3,119,349	3,101,816	23,280	2,951,111	6,830,950	1,119,551	2012
102年	864,218	2,471,685	653,085	3,584,567	1,749,843	9,431,541	30,250	192,649	39,107	3,634,151	2,994,670	17,338	3,291,705	7,333,258	1,221,810	2013
103年	882,076	2,826,068	971,549	4,003,960	1,762,784	9,982,132	25,521	186,496	60,107	4,100,237	3,040,054	11,020	3,563,294	8,068,852	1,372,989	2014
104年	927,131	3,050,141	1,020,928	4,026,311	1,821,659	9,773,590	25,647	152,802	76,117	4,188,869	3,172,746	14,553	3,568,596	7,934,680	1,485,748	2015
105年	972,901	3,277,909	1,112,209	4,259,298	1,912,038	10,021,330	25,818	142,729	83,699	4,486,932	3,305,352	18,865	3,772,652	8,039,973	1,679,664	2016
106年	1,018,093	3,362,261	1,343,757	4,795,113	1,947,655	11,105,402	25,916	188,336	100,630	4,986,840	3,414,064	19,123	4,259,486	8,870,813	1,707,072	2017
107年	1,077,490	3,428,284	1,105,024	4,717,010	2,029,220	11,253,675	25,976	169,429	87,331	4,992,926	3,589,351	23,076	4,415,029	8,398,693	1,908,893	2018
108年	1,122,789	3,688,687	1,875,838	6,065,147	2,099,262	11,719,126	25,976	205,334	99,308	5,701,406	3,772,384	23,605	5,024,577	9,550,549	2,167,710	2019

項目 21. 人壽保險準備
Item 21. Life Insurance Reserves

單位：新台幣百萬元
Millions of N.T. Dollars

民國 年底	收受部門 Issuer	投保部門 Holder	End of Year
	保險公司及退休基金 Insurance companies & pension funds	家庭及非營利團體 Households & non-profit institutions	
91年	3,494,402	3,494,402	2002
92年	4,148,006	4,148,006	2003
93年	4,873,543	4,873,543	2004
94年	5,704,484	5,704,484	2005
95年	6,434,160	6,434,160	2006
96年	7,140,109	7,140,109	2007
97年	7,842,007	7,842,007	2008
98年	8,973,000	8,973,000	2009
99年	10,224,292	10,224,292	2010
100年	11,182,235	11,182,235	2011
101年	12,547,269	12,547,269	2012
102年	14,129,560	14,129,560	2013
103年	15,557,494	15,557,494	2014
104年	17,178,532	17,178,532	2015
105年	18,944,639	18,944,639	2016
106年	20,760,292	20,760,292	2017
107年	22,706,152	22,706,152	2018
108年	24,454,701	24,454,701	2019

項目22. 退休基金準備
Item 22. Pension Fund Reserves

單位：新台幣百萬元
In Millions of N.T. Dollars

民國 年底	收受部門 Issuer	持有部門 Holder	End of Year
	保險公司及退休基金 Insurance companies & pension funds	家庭及非營利團體 Households & non-profit institutions	
91年	454,912	454,912	2002
92年	544,973	544,973	2003
93年	619,971	619,971	2004
94年	738,466	738,466	2005
95年	942,978	942,978	2006
96年	1,135,034	1,135,034	2007
97年	1,144,084	1,144,084	2008
98年	1,487,669	1,487,669	2009
99年	1,717,919	1,717,919	2010
100年	1,818,856	1,818,856	2011
101年	2,086,113	2,086,113	2012
102年	2,375,530	2,375,530	2013
103年	2,679,289	2,679,289	2014
104年	2,827,076	2,827,076	2015
105年	3,230,781	3,230,781	2016
106年	3,648,155	3,648,155	2017
107年	3,755,250	3,755,250	2018
108年	4,369,604	4,369,604	2019

項目23. 應收、應付款
Item 23. Accounts Receivable/Payable

單位：新台幣百萬元
Millions of N.T. Dollars

民國 年底	授信部門 Lender				受信部門 Borrower				End of Year
	公營事業 Public enterprises	民營企業 Private enterprises	家庭及非 營利團體 Households & non-profit institutions	國 外 Rest of the world	公營事業 Public enterprises	民營企業 Private enterprises	家庭及非 營利團體 Households & non-profit institutions	國 外 Rest of the world	
91年	145,859	5,678,197	2,500,074	703,067	324,331	7,323,847	399,930	979,089	2002
92年	165,002	5,686,626	2,357,178	760,886	377,338	7,196,827	317,013	1,078,515	2003
93年	188,109	6,348,584	2,503,528	944,549	366,587	7,925,257	322,423	1,370,503	2004
94年	174,190	7,001,141	2,629,746	1,170,445	316,528	8,640,475	361,855	1,656,663	2005
95年	153,239	7,184,069	2,280,706	1,527,768	321,179	8,272,732	395,464	2,156,407	2006
96年	166,823	7,689,054	2,385,366	1,681,723	324,577	8,711,551	386,881	2,499,956	2007
97年	129,309	6,832,762	2,561,391	1,347,337	269,596	8,155,414	322,035	2,123,754	2008
98年	149,342	7,572,498	2,595,493	1,983,093	308,065	8,949,069	323,664	2,719,630	2009
99年	150,781	8,051,561	2,773,951	2,308,807	322,046	9,497,940	390,616	3,074,498	2010
100年	161,186	8,496,248	2,830,354	2,542,086	348,654	9,933,994	408,767	3,338,457	2011
101年	151,411	9,115,460	2,746,813	2,733,006	354,190	10,222,347	474,700	3,695,454	2012
102年	197,739	9,992,217	2,859,446	2,968,352	359,533	10,912,627	608,495	4,137,098	2013
103年	176,587	10,210,210	3,070,610	3,516,723	345,907	11,372,468	559,339	4,696,416	2014
104年	137,365	9,835,703	3,214,678	3,563,192	313,810	11,600,469	422,366	4,414,292	2015
105年	141,668	10,348,767	3,024,869	4,161,208	338,614	11,874,479	498,667	4,964,752	2016
106年	154,754	11,220,562	3,098,477	4,459,689	331,234	12,549,379	443,979	5,608,890	2017
107年	166,662	11,611,693	3,272,705	4,401,869	331,331	13,090,120	460,288	5,571,191	2018
108年	162,997	11,476,685	3,220,274	4,361,388	316,248	13,089,274	481,996	5,333,826	2019

項目24. 對外直接投資
Item 24. Outward Direct Investment

單位：新台幣百萬元
Millions of N.T. Dollars

民國 年底	發行部門 Issuer	持有部門 Holder						End of Year
	國 外 Rest of the world	其他貨幣機構 Other monetary financial institutions	保險公司及 退休基金 Insurance companies & pension funds	其他金融機構 Other financial institutions	公營事業 Public enterprises	民營企業 Private enterprises	家庭及非營利 團體 Households & non-profit institutions	
91年	2,571,564	75,811	—	27,227	5,801	916,164	1,546,561	2002
92年	2,758,496	75,956	—	36,389	4,828	1,195,923	1,445,400	2003
93年	2,803,939	76,971	29	91,859	6,123	1,264,516	1,364,441	2004
94年	3,294,971	86,151	29	103,401	6,566	1,460,914	1,637,910	2005
95年	3,889,660	79,681	2,301	72,089	6,019	2,028,568	1,701,002	2006
96年	4,795,028	92,645	3,764	100,675	6,050	2,736,818	1,855,076	2007
97年	5,244,430	92,424	6,091	118,657	6,161	3,158,575	1,862,522	2008
98年	5,358,366	97,719	5,499	98,996	6,638	3,367,733	1,781,781	2009
99年	5,527,563	102,570	6,350	121,383	6,573	3,676,806	1,613,882	2010
100年	6,351,066	106,104	6,449	151,400	6,174	4,365,057	1,715,882	2011
101年	6,594,555	112,283	8,860	205,931	5,832	4,722,951	1,538,697	2012
102年	7,408,958	132,606	10,975	216,662	11,122	5,456,862	1,580,731	2013
103年	8,290,720	205,342	34,351	294,413	11,475	6,121,163	1,623,976	2014
104年	8,702,464	222,254	97,468	285,518	9,090	6,433,335	1,654,798	2015
105年	9,096,665	230,597	108,259	339,163	10,347	6,729,046	1,679,253	2016
106年	9,642,013	210,619	112,511	346,433	12,872	7,258,439	1,701,139	2017
107年	10,548,707	258,424	130,970	357,327	14,674	8,063,083	1,724,228	2018
108年	10,950,519	269,160	149,655	450,746	22,750	8,320,973	1,737,236	2019

項目25. 國外證券

Item 25. Outward Securities Investment and Issuance

單位：新台幣百萬元

Millions of N.T. Dollars

民國 年底	發行部門 Issuer				持有部門 Holder							End of Year
	其他貨幣 機構 Other monetary financial institutions	其他金融 機構 Other financial institutions	民營企業 Private enterprises	國 外 Rest of the world	其他貨幣 機構 Other monetary financial institutions	保險公司及 退休基金 Insurance companies & pension funds	其他金融 機構 Other financial institutions	公營事業 Public enterprises	民營企業 Private enterprises	家庭及非營 利團體 Households & non-profit institutions	國 外 Rest of the world	
91年	20,869	79,020	180,543	2,087,236	305,786	610,518	128,830	404	95,923	1,013,631	212,576	2002
92年	13,361	114,811	297,177	3,578,423	372,381	1,232,361	215,058	300	103,114	1,747,378	333,180	2003
93年	14,359	89,967	351,799	4,084,331	429,021	1,606,383	203,319	227	108,335	1,849,569	343,602	2004
94年	10,055	41,371	239,714	5,154,822	620,963	2,185,101	230,527	—	94,923	2,084,164	230,284	2005
95年	22,137	37,711	156,589	6,412,068	687,528	2,606,755	437,874	—	84,306	2,623,521	188,521	2006
96年	23,583	17,736	129,091	8,032,583	784,462	3,281,820	578,392	—	86,915	3,337,052	134,352	2007
97年	29,136	13,142	107,204	6,138,000	764,104	3,189,942	250,876	—	54,242	1,913,315	115,003	2008
98年	11,679	18,437	57,756	7,760,243	787,831	4,031,812	471,308	—	58,033	2,454,470	44,660	2009
99年	10,768	4,425	90,772	8,936,350	813,405	4,870,015	574,148	—	61,671	2,666,819	56,257	2010
100年	11,215	4,547	144,063	9,252,247	842,798	5,679,768	497,840	—	61,284	2,230,996	99,387	2011
101年	10,635	11,771	151,128	11,342,675	1,016,452	6,832,586	691,022	—	72,353	2,787,252	116,544	2012
102年	23,580	4,500	138,750	12,851,010	1,224,909	8,195,291	749,851	432	89,455	2,648,823	109,080	2013
103年	59,282	3,432	100,109	15,312,063	1,321,511	10,413,321	909,766	474	101,410	2,602,921	125,484	2014
104年	47,885	—	95,277	17,740,971	1,706,109	12,586,377	855,995	2,959	106,810	2,517,122	108,761	2015
105年	8,180	—	69,818	20,497,428	2,197,169	15,142,543	1,043,400	2,139	208,442	1,933,138	48,596	2016
106年	7,670	—	71,630	23,545,330	2,423,505	17,141,176	1,286,359	1,824	118,018	2,595,489	58,258	2017
107年	9,222	—	66,339	25,838,639	2,677,093	18,983,632	1,572,225	2,106	149,933	2,485,928	43,283	2018
108年	9,030	—	55,920	29,703,930	3,044,285	20,966,030	2,917,207	2,325	158,115	2,640,357	40,560	2019

項目26. 中央銀行準備資產
Item 26. Reserve Assets of Central Bank

單位：新台幣百萬元
Millions of N.T. Dollars

民國 年底	發行部門 Issuer	持有部門 Holder	End of Year
	國外 Rest of the world	中央銀行 Central Bank	
91年	5,775,080	5,775,080	2002
92年	7,178,304	7,178,304	2003
93年	7,832,718	7,832,718	2004
94年	8,476,302	8,476,302	2005
95年	8,842,926	8,842,926	2006
96年	8,933,978	8,933,978	2007
97年	9,713,853	9,713,853	2008
98年	11,357,066	11,357,066	2009
99年	11,422,578	11,422,578	2010
100年	11,838,783	11,838,783	2011
101年	11,900,657	11,900,657	2012
102年	12,658,230	12,658,230	2013
103年	13,393,692	13,393,692	2014
104年	14,165,224	14,165,224	2015
105年	14,137,041	14,137,041	2016
106年	13,629,415	13,629,415	2017
107年	14,349,653	14,349,653	2018
108年	14,497,200	14,497,200	2019

資金流量統計編製說明

一、編製原則與目的

資金流量統計之基本原理，係將全體經濟主體劃分成若干經濟部門，並就交易項目加予歸納分類，然後利用複式簿記借貸原理，對各經濟部門編製其資金用途與來源，最後再將所有部門資料排列在一起，即編成全體經濟部門之資金流量表。

編製資金流量統計之目的，在於彌補國民所得統計中未顯示金融性交易之缺憾。透過前述經濟部門之劃分及交易項目之歸納，可觀察各部門間之資金流通情形，進而瞭解整體經濟實物面與金融面之關係。因此，資金流量統計已成為國民經濟會計體系之基本統計，並為貨幣及金融統計之重要一環。

二、內容概述

本統計包含「壹、資金流量表」、「貳、各部門金融性資產負債餘額表」及「參、金融性資產負債項目表」，各表均只刊載金融性交易或金融性資產負債餘額資料。

(一)「資金流量表」：

1. 將全體經濟劃分為若干部門，在各部門下分設「資金用途」與「資金來源」兩欄。
2. 各部門之「資金用途」與「資金來源」資料，應屬交易流量，不含價值變動及其他變動，惟因來源資料仍有所不足而難以計算，故大部分項目以各部門二個不同特定時點之資產負債餘額相減後所得之變動數為依據。就這些項目而言，金融性交易顯示各部門金融性資產與負債之變動情形，資產的變動記在「資金用途」欄，負債的變動列在「資金來源」欄。
3. 將各部門「資金用途」與「資金來源」欄彙集排列，即構成全體部門完整的資金流量表。

(二)「各部門金融性資產負債餘額表」與「金融性資產負債項目表」：

兩者皆為「存量表」，前者記載某一特定時點各部門金融性資產負債之餘額；後者記載各交易項目之歷年各部門發行（債務）或持有（債權）之餘額，兩者均以市價或公平價值表達。

三、經濟部門劃分

現編資金流量統計，將交易對象，劃分為家庭及非營利團體、民營企業、公營事業、政府部門、金融機構及國外等經濟部門。茲就各經濟部門定義，說明如下：

(一)家庭及非營利團體

家庭及非營利團體之範圍，除一般自然人外，尚包括從事農、林、漁、牧業、自由職業以及其他各種副業之個人（或家庭）；非營利團體則指從事社會福利或文化事業之各種人民團體及財團法人，包括慈善機關、同業公會、私立學校以及各機關團體之福利機構。

(二)民營企業

係指由民間控制或所有，經營金融以外業務之公司、合夥或獨資行號。

(三)公營事業

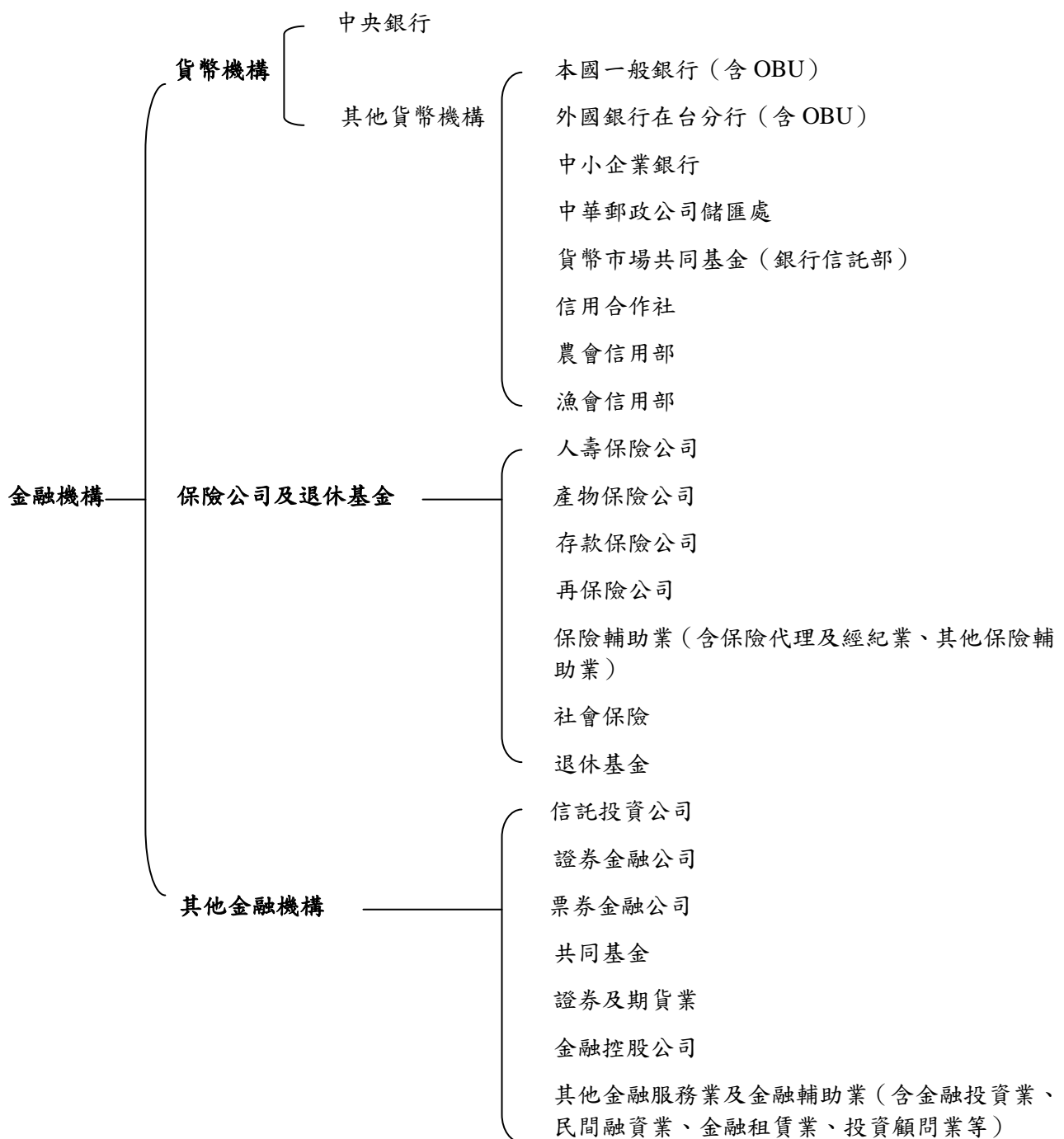
係指由政府機構控制或所有，從事金融以外業務之事業，包括國營事業、縣市營事業及國軍退除役官兵輔導委員會所屬事業。

(四)政府部門

本部門內含中央政府及地方政府，中央政府包括總統府、五院、各部會、及所屬之機關或學校；地方政府包括直轄市及縣市鄉鎮各級政府、民意機構、及所屬之機關或學校。

(五)金融機構

係指依銀行法或其他有關法令登記、經營金融業務之主體。茲將本部門之涵蓋範圍及其細分類列示如下：



(六)國外部門

係指非居民(non-residents)而言，包括常住本國以外地區或國家之個人(家庭)、非營利團體、企業、政府及金融機構。

四、交易項目

1. 通貨：在國內流通之鈔券及鑄幣。通貨發行餘額為中央銀行之負債。
2. 活期性存款：指其他貨幣機構收受各部門之支票存款、活期存款、活期儲蓄存款及郵政儲金（劃撥及存簿）。
3. 定期性存款及外匯存款：指其他貨幣機構收受各部門之定期存款、定期儲蓄存款、可轉讓定期存單、外匯存款及郵政定期儲金、銀行吸收國外同業存款、匯出匯款及聯行往來，以及國際金融業務分行（OBU）收受境外客戶存款及聯行往來。
4. 國外存款：國內各部門存放在國外之存款。
5. 政府存款：指國內貨幣機構收受政府機關之存款。
6. 準備性存款：指中央銀行收受銀行業及中華郵政公司儲匯處準備金帳戶之存款。
7. 非準備存款：指中央銀行收受金融機構準備性存款以外之各種存款。
8. 中央銀行單券：指中央銀行為調節信用所發行之定期存單。
9. 中央銀行融通：指中央銀行對其他貨幣機構及信託投資公司之融通。
10. 金融機構同業往來：指其他貨幣機構與其他金融機構間於國內同業拆款市場之往來。
11. 金融機構放款：指國內金融機構對各部門之放款。
12. 附條件交易：指各部門間之國內外債票券附賣回（RS）及附買回（RP）交易。
13. 非金融部門放款：國外部門及國內各非金融部門（含政府、公民營企業、家庭及非營利團體）對各部門之放款。
14. 短期票券：指公民營企業及其他金融機構發行之商業本票與銀行承兌匯票。

- 15.政府債券：指中央與地方政府所發行之公債及國庫券。
- 16.公司債：指公司為募集資金所發行之普通公司債及可轉(交)換公司債。
- 17.金融債券：指銀行依據銀行法有關規定，為供給中期或長期信用，報經主管機關核准發行之債券。
- 18.共同基金：指國內證券投資信託公司及銀行信託部所發行之受益憑證。
- 19.上市上櫃公司股權：存量指以市價表達之上市及上櫃公司股權；流量則為新上市上櫃首次公開募股(Initial Public Offerings,簡稱IPO)及已上市上櫃公司現金增資，再扣除減資及下市下櫃公司股權。
- 20.其他企業權益：存量指以公平價值表達之非上市上櫃企業淨值，此處以業主權益表示；流量則為新成立企業及企業增資扣除減資、倒閉、歇業等之企業權益。
- 21.人壽保險準備：指人壽保險公司及中華郵政公司壽險處所提存之各種保險準備。
- 22.退休基金準備：指勞工退休基金與公務人員退休撫卹基金之淨資產。
- 23.應收、應付款：指非金融部門相互間因商業交易行為(不包括融資性借貸)而產生之應收預付或應付預收等款項。
- 24.對外直接投資：本國對外國長期投資、創設公司且持有股權10%或以上者(不含母子公司間之貸款)。
- 25.國外證券：本國對外證券投資(包括股權、債權及共同基金)，包括國內部門在海外發行之證券(如ECB，不含共同基金)，以及國際法人組織來台發行及募集(如境外基金)之證券。
- 26.中央銀行準備資產：中央銀行外匯存底及貨幣用黃金。
- 27.其他債權債務：未含於上述交易之項目，如信託資金、衍生性金融商品、資產證券化商品、國外不動產投資、政府與其他部門間之應收應付稅款、金融機構對其他部門之應收預付、應付預收等款項。

五、基本概念

(一)就每一部門(或全體部門)言：

金融性投資淨額＝金融性資金用途－金融性資金來源

(二)僅就全體部門言：

國內全體部門之金融性投資淨額(即國際收支統計之金融帳順差)＝國外部門之金融性負投資淨額

「資金流量表」上每一部門(或全體部門)如金融性資金用途大於資金來源，即構成金融性投資淨額；如金融性資金來源大於資金用途，則為金融性負投資淨額。國內全體部門之金融性投資淨額等於國外部門之金融性負投資淨額；而國內全體部門之金融性負投資淨額等於國外部門之金融性投資淨額。

六、編製流程

(一)資料蒐集

- 1.辦理調查：辦理「公民營企業資金狀況調查」、「政府機構金融調查」、「金融控股公司資金狀況調查」、「金融機構實收資本結構調查」，蒐集公營事業、民營企業、政府機構、金融控股公司之資產負債表及金融機構資本結構資料。另外，於「民營企業資金狀況調查」附辦「其他金融服務業與證券期貨及金融輔助業調查」，以及利用「公營事業資金狀況調查」一併蒐集社會保險之資產負債資料。
- 2.函請提供資料：以中央銀行經濟研究處名義發函，請相關單位提供各退休基金及共同基金之資產負債資料。
- 3.利用現有統計：金融機構部門採用金融統計作為主要資料來源，而國外部門或國內部門之相關國外交易，則採用中央銀行國際收支統計及國際投資部位統計。
- 4.自行估計：家庭部門迄未舉辦調查，有關該部門之資料，均以其他各部門對家庭部門之債權債務相對估列。

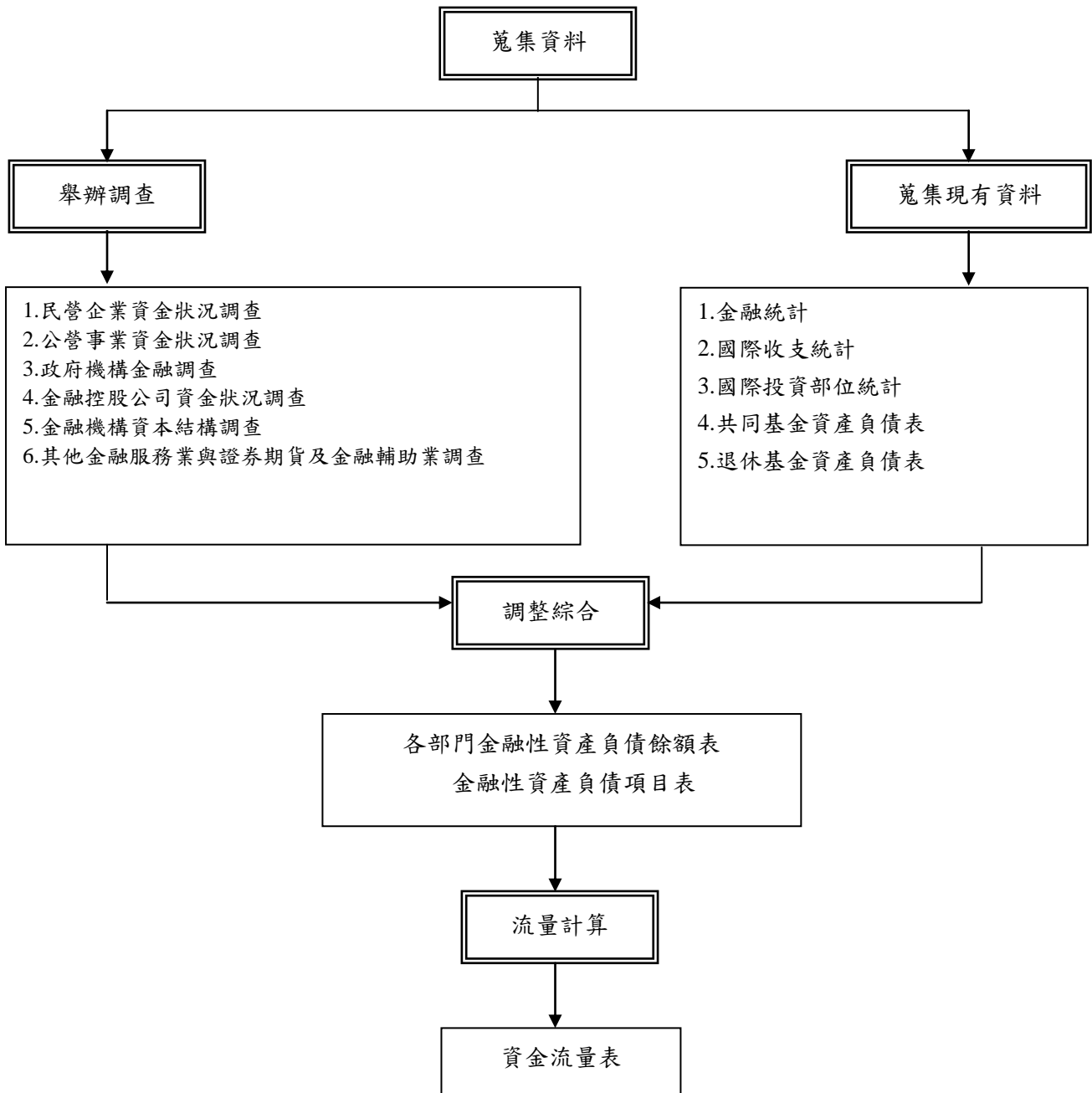
各部門交易項目主要資料來源表

部門	家庭	民營企業	公營事業	政府	金融機構	國外
資料來源	(殘差)	民營企業 資金狀況 調查	公營事業 資金狀況 調查	政府機構 金融調查	1. 金融統計 2. 金融控股公司 資金狀況調查 3. 金融機構實收 資本結構調查 4. 其他金融服務 業與證券期貨 及金融輔助業 調查 5. 社會保險、退休 基金、共同基金 等資產負債表	1. 國際收支統計 (流量) 2. 國際投資部位 統計(存量)

(二)資料調整：債權債務乃一體兩面，相互對照，為配合資金流量統計需要，以正確性較高之一方為基準。如民營企業對公營事業的應收預付款，應等於公營事業對民營企業的應付預收款，惟民營企業資料來自調查推估，而公營事業資料則由各事業單位提供，相對之債權債務並不相等。此時，考量公營事業資料正確性較高，遂以公營事業之債務為基準，民營企業之債權配合調整。

(三)編製資金流量表：對大部分國內金融性資產負債項目而言，將兩不同時點之存量資料相減，其變動數即代表該期間之流量，而另外部分項目，如上市上櫃公司股權及其他業權益，其流量則剔除價格變動及其他數量變動因素。其統計流程見下圖：

資金流量統計工作流程圖



七、符號說明

1. 無資料，數值不明或數值不及半單位。
2. 各表細項加總因四捨五入，容或與總數未盡相符。

Explanatory Notes of Flow of Funds

1. The Principle and Purpose of Compilation

The principle of flow of funds statistics is to break down the economy into sectors, classify transactions, and compile sources and uses of funds for each sector based on double-entry bookkeeping. Finally, the sectoral data are consolidated to draw up flow of funds accounts for the economy as a whole.

The purpose of flow of funds statistics is to make up for the lack of financial transactions in national income statistics. Through sectoral breakdown and transaction classification, the flows of funds among various sectors are observed and the relationships between the real and the financial aspects of the economy are understood. Hence, flow of funds accounts has become a fundamental part of the System of National Accounts and Monetary Financial Statistics.

2. Overview of the Contents

Flow of funds statistics comprises three tables, "Flow of Funds Matrix," "Financial Assets and Liabilities of All Sectors" and "Year-end Amounts Outstanding of Financial Transaction Items." All the three tables only show financial transactions or outstanding financial assets and liabilities.

"Flow of Funds Matrix"

- (1) The economy is divided into several sectors. Under each sector, two columns, "uses of funds" and "sources of funds," are listed.
- (2) The "uses of funds" and "sources of funds" are transaction flows that preclude valuation and other changes. Due to insufficient data, these are mostly recorded as changes in the outstanding amounts of financial assets and liabilities for each sector between two specific points in time. For those items, financial transactions reflect changes in financial assets and liabilities of each sector, which are recorded in "uses of funds" and "sources of funds," respectively.

- (3) The "uses of funds" and "sources of funds" for each sector are pooled together to constitute the flow of funds accounts for the economy as a whole.

"Financial Assets and Liabilities of All Sectors" and "Year-end Amounts Outstanding of Financial Transaction Items"

Both of these tables show stock amounts. The former records the outstanding amounts of financial assets and liabilities for each sector at a certain point in time. The latter posts the year-end amounts outstanding of each sector's issuance (liabilities) or holdings (assets) of each transaction item. These tables are expressed at market prices or fair value.

3. Economic Sectors

In the flow of funds statistics, the economy is divided into six sectors: households and non-profit institutions, private enterprises, public enterprises, the government, financial institutions and the rest of the world. The definitions of these sectors are as follows:

(1) Households and Non-profit Institutions

Households consist of individuals in general, including self-employed individuals, as well as individuals engaged in farming, forestry, fishing, animal husbandry and other sideline occupations. Non-profit institutions refer to those engaged in social welfare and cultural activities, such as charitable institutions, trade unions, private schools, and welfare institutions annexed to various organizations.

(2) Private Enterprises

This sector covers all privately-controlled or privately-owned companies, partnerships and proprietorships engaged in business of a non-financial nature.

(3) Public Enterprises

This sector refers to all government-controlled or government-owned enterprises engaged in non-financial activities, including state-run enterprises, city- or county-run enterprises, and enterprises run by the Veterans Affairs Council, R.O.C..

(4) The Government

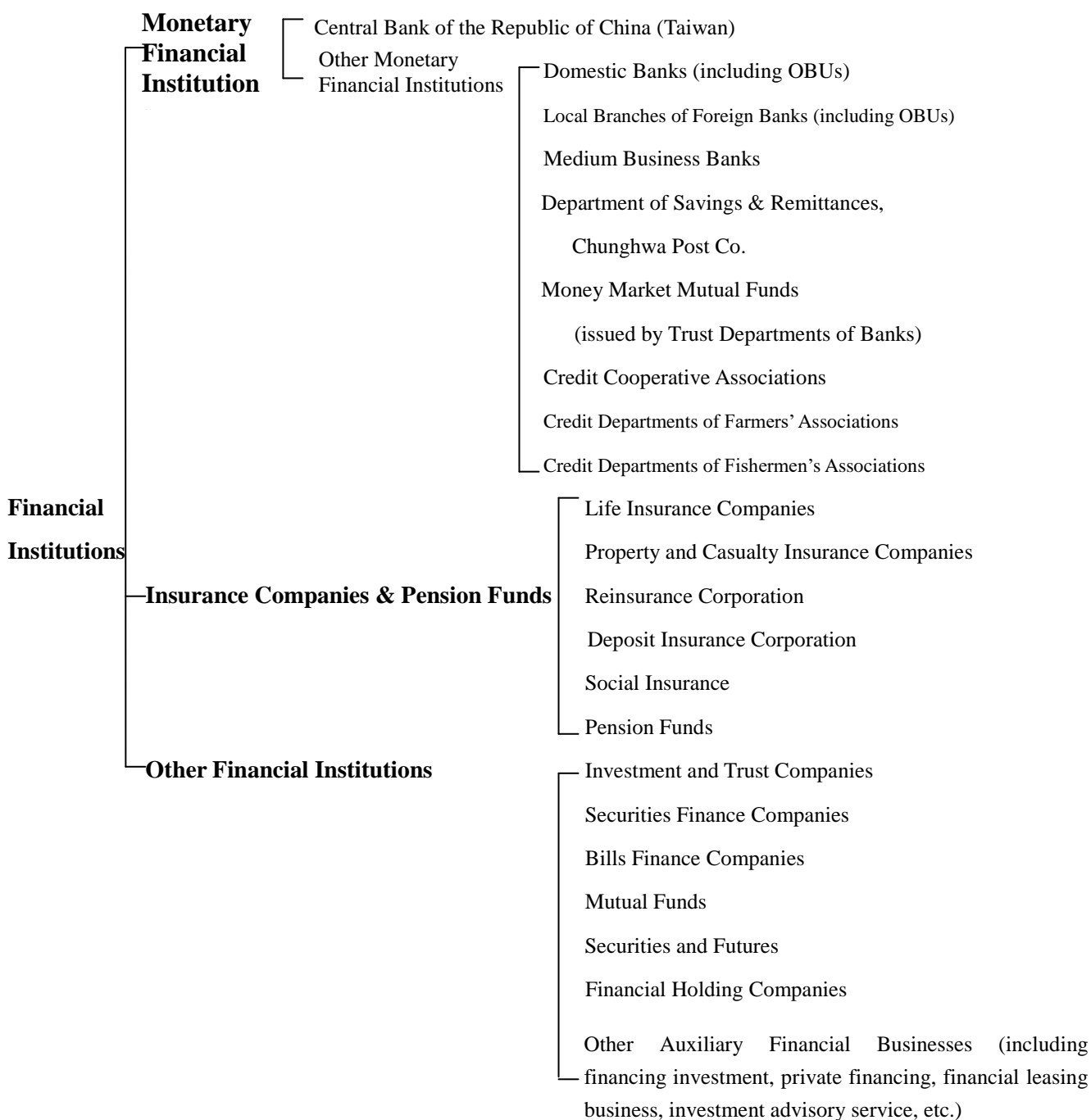
The government comprises the central government and the local governments. The central government includes the Presidential Office, the five branches (Executive, Legislative, Judicial, Examination and Control Yuans), the ministries and councils, and the agencies or schools under them. The local governments include the Municipal Governments, layers of district governments, and the councils, agencies or schools under them.

(5) Financial Institutions

This sector refers to all entities engaged in financial business that have been registered in accordance with the *Banking Act* or other relevant laws and regulations. The scope and categorization of this sector are as follows:

(6) Rest of the World

This refers to non-residents, including individuals (households), non-profit organizations, enterprises, government organizations and financial institutions which are resident abroad.



4. Transaction Items

- (1) Currency: This refers to notes and coins in circulation within the country. The outstanding balance of currency issued represents a liability of the Central Bank.
- (2) Demand deposits: Demand deposits are checking accounts, passbook deposits, passbook savings deposits and postal savings deposits (including giro deposits and

passbook deposits) received by other monetary financial institutions.

- (3) Time deposits and foreign currency deposits: This item refers to time deposits, time savings deposits, negotiable certificates of deposit (NCDs) and foreign currency deposits received by other monetary financial institutions, as well as banks' receipt of deposits from foreign banks, outward remittances and inter-branch transactions, and OBUs' receipt of deposits from offshore customers and inter-branch transactions.
- (4) Foreign deposits: This refers deposits placed abroad by each domestic sector.
- (5) Government deposits: This item refers to deposits placed by government institutions in domestic monetary financial institutions.
- (6) Reserves against deposits: This item refers to the deposits the Central Bank receives from the reserve accounts of banks and Chunghwa Post Co.
- (7) Deposits with Central Bank other than reserve requirements: This item refers to the various deposits apart from those of a reserve nature received by the Central Bank.
- (8) Central Bank securities: This item refers to the certificates of deposit (CDs) issued by the Central Bank to adjust credit conditions.
- (9) Accommodations from Central Bank: This item refers to the Central Bank's accommodations to other monetary financial institutions and investment and trust companies.
- (10) Interbank claims: This item refers to the transactions among other monetary financial institutions and other financial institutions in the domestic interbank call-loan market.
- (11) Loans by financial institutions: This item refers to loans extended by domestic financial institutions to all economic sectors.
- (12) Repurchase agreements: This item refers to each sector's repurchase agreement (RP) and reverse repurchase agreement (RS) transactions of domestic and foreign securities.
- (13) Loans by nonfinancial institutions: This item refers to loans extended by Domestic non-financial sectors (including the government, public and private enterprises,

households and non-profit organizations) and the rest of the world.

- (14) Short-term securities: This item refers to commercial paper and bankers' acceptances issued by public and private enterprises and other financial institutions.
- (15) Government securities: This item refers to bonds and treasury bills issued by central and local governments.
- (16) Domestic corporate bonds: This item refers to common corporate bonds and convertible or exchangeable corporate bonds issued by companies to raise funds.
- (17) Bank debentures: This item refers to the securities issued by banks to absorb medium- or long-term funds in accordance with the *Banking Act* with approval from competent authorities.
- (18) Mutual funds: This item refers to beneficiary certificates issued by securities investment trust companies and trust departments of banks.
- (19) Shares: The stock amounts refers to equities of exchange-listed companies expressed in market prices ; the flow amounts refers to funds raised through the Initial Public Offerings and capital increased by cash but excluding capital decreased and the amounts of delisted companies.
- (20) Other equities: The stock amounts refers to owners' equities of companies not listed in exchanges expressed in fair values ; the flow amounts refers to equities raised through the new companies and capital increased but excluding capital decreased and the equities of bankruptcy companies.
- (21) Life insurance reserves: This item refers to all insurance reserves deposited by life insurance companies and the Life Insurance Department of Chunghwa Post Co.
- (22) Pension fund reserves: This refers to all insurances reserves set aside for the Labor Pension Fund and the Public Service Pension Fund.
- (23) Accounts receivable/payable: This item refers to amounts owed or payments due as a result of commercial transactions (excluding financing loans) among non-financial

sectors.

- (24) Outward direct investment: This item refers to long-term investment abroad or establishment of companies abroad by domestic entities with an ownership of 10% or above (excluding loans between parent companies and subsidiaries).
- (25) Outward securities investment and issuance: This item refers to investment in securities (equities, claims, mutual funds, and so on) abroad by domestic entities, including securities (excluding mutual funds) issued overseas by domestic sectors such as euro convertible bonds (ECBs), and securities issued in domestic markets by foreign entities such as an offshore fund.
- (26) Reserve assets of Central Bank: This item refers to the foreign exchange reserves and monetary gold held by the Central Bank.
- (27) Net other assets and liabilities: These are items other than the above listed, such as trust funds, financial derivatives, asset securitization products, investment in foreign real estate, taxes receivable and payable between the government and other sectors, and amounts receivable and payable between financial institutions and other sectors.

5. Basic Concepts

- (1) In terms of a specific sector (or all sectors as a whole):

Net financial investment = Financial uses of funds – Financial sources of funds

- (2) In terms of all domestic sectors as a whole:

Net financial investment of all domestic sectors as a whole (i.e. financial account surplus in balance of payments) = Net negative financial investment of the rest of the world sector

On the flow of funds matrix, if financial uses of funds exceed financial sources of funds, there is a net surplus on financial investment for a specific sector or for all sectors as a whole. On the contrary, if financial sources of funds exceed financial uses of funds, net financial investment is negative. Net financial investment of all domestic sectors as a

whole equals net negative financial investment of the rest of the world. Conversely, net negative financial investment of all domestic sectors as a whole equals net financial investment of the rest of the world.

6. Process of Compilation

(1) Collection of data

1. Conducting surveys: Data on assets and liabilities of public and private enterprises, government agencies and financial holding companies, and capital structures of financial institutions are collected from surveys. Surveys on private enterprises include other financial intermediation and securities, futures and other financing. Assets and liabilities of social Insurance are collected under surveys on public enterprises.
2. Requesting information by mail: The Economic Research Department of the Central Bank mail to relevant agencies requesting data on assets and liabilities of pension funds and mutual funds.
3. Using available statistics: Statistics on financial institutions are adopted from *Financial Statistics*, those on the rest of the world and on foreign transactions of domestic sectors are from *Balance of Payments Statistics* and *International Investment Position Statistics*. All these sources are compiled by the Economic Research Department of the Central Bank.
4. Estimating: Statistics on households are estimates based on other sectors' claims on and obligations to households.

Sources of Data on Transaction Items for Each Sector

Sectors	Households	Private Enterprises	Public Enterprises	Government	Financial Institutions	Rest of the World
Sources	(Residual)	Survey on Financial Conditions of Private Enterprises	Survey on Financial Conditions of Public Enterprises	Survey on Financial Conditions of Government	1. Financial Statistics 2. Survey on Financial Conditions of Financial Holding Companies 3. Survey on Capital Structures of Financial Institutions 4. Survey on Other Financial Services & Securities, Futures and Other Financing 5. Assets and Liabilities Statements of Social Insurance, Pension Funds, and Mutual Funds.	1. Balance of Payments Statistics (flow data) 2. International Investment Position Statistics (stock data)

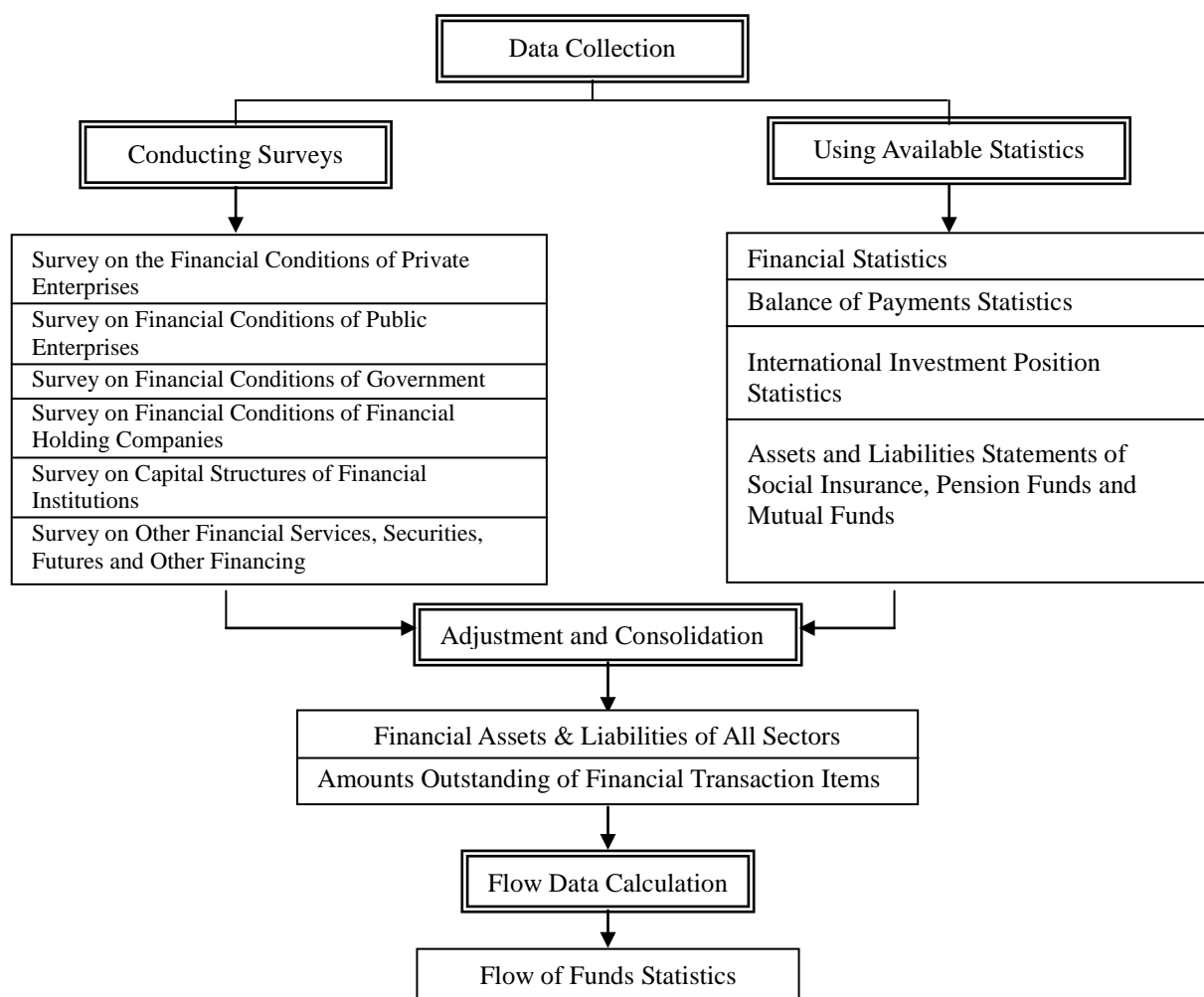
(2) Adjustment to data

Assets and liabilities are two sides of the same coin that should equal each other. In case of inconsistency, figures with higher accuracy are used to compile flow of funds statistics. For instance, the claim receivable by private enterprises from public enterprises should equal the payment due from public enterprises to private enterprises. However, data on private enterprises are based on estimation, while those on public enterprises are provided by the enterprises themselves. This may result in discrepancies between assets and liabilities. Under such circumstances, data on public enterprises are adopted since they are considered more accurate, while adjustment is made to private enterprise data accordingly.

(3) Flow chart of flow of funds statistics compilation

For most of the financial asset and liability items of domestic sectors, the flow data during a certain period are obtained by subtracting the stock data between two respective points in time. For other items such as owners' equities of non-exchange listed companies, the flow data exclude price movements and other variations. The following is a flow chart of flow of funds statistics compilation:

Flow of Funds Statistics Work Flow Chart



7. Symbols and Conventions

- (1) — Nil, not available or less than a half unit.
- (2) Figures may not add up to the total due to rounding.

中央銀行出版品一覽

圖書

序號	統一編號	出版單位	書(刊)名	定價
1	1009502856	業務局	中央銀行貨幣在支付系統中扮演之角色	190
2	1009801703	業務局	中央銀行支付及清算系統	150
3	12029870018	發行局	臺幣·新臺幣圖鑑	3,500
4	1009500679	金融業務檢查處	金融監理與風險管理選輯	400
5	1009804739	金融業務檢查處	金融危機專輯	400
6	1009900973	金融業務檢查處	金融危機專輯(增訂版)	400
7	12062850033	經濟研究處	The Central Bank of China: Purposes and Functions (1961-1991)	500
8	1009203273	經濟研究處	中華民國中央銀行之制度與功能(92年版)	500
9	1009203552	經濟研究處	中華民國中央銀行之制度與功能(92年版)-精裝版	600
10	1009501943	經濟研究處	The Central Bank of China (Taiwan): Purposes and Functions (1992-2004)	350
11	12061810019	經濟研究處	各國中央銀行法選譯(第一輯)	500
12	12061820026	經濟研究處	各國中央銀行法選譯(第二輯)	500
13	1009203958	法務室	各國中央銀行法選譯(92年版)	600
14	1009302083	法務室	各國中央銀行法選輯(2003年版)《中英對照本》	
15	1009801079	法務室	各國中央銀行法選譯(續編)	600
16	1009801080	法務室	各國中央銀行法選輯(續編)《中英對照本》	1,200
17	1010203391	法務室	各國中央銀行法選輯(2013年版)(上冊)	1,200
18	1010203393	法務室	各國中央銀行法選輯(2013年版)(下冊)	1,000
19	1010802049	法務室	各國中央銀行法選輯(2019年版)(上冊)《中英對照本》	1,300
20	1010802050	法務室	各國中央銀行法選輯(2019年版)(中冊)《中英對照本》	1,150
21	1010802051	法務室	各國中央銀行法選輯(2019年版)(下冊)《中英對照本》	1,250
22	12072880010	秘書處	認識通貨膨脹(88年12月)	

23	12072890017	秘書處	認識中央銀行（89年12月）	
24	1009004168	秘書處	中央銀行在我國經濟發展中的貢獻（90年12月）	
25	1009200895	秘書處	The Central Bank of China (Taiwan) (2003/6)	
26	1009701447	中央印製廠	中央印製廠遷台 60 週年歷年印製鈔券圖輯	1,200
27	1009200061	中央造幣廠	中央造幣廠幣章圖鑑 82 年至 92 年	600
28	1009803376	中央造幣廠	中央造幣廠幣章圖鑑 92 年至 98 年	600
29	1010600376	中央造幣廠	中央造幣廠幣章圖鑑 98 年至 105 年	600

期刊

序號	統一編號	出版單位	書（刊）名	出刊頻率	定價
1	2008600047	金融業務檢查處	本國銀行營運績效季報	季刊	240
2	2009701740	金融業務檢查處	中華民國金融穩定報告	年刊	300
3	2009703514	金融業務檢查處	Financial Stability Report	年刊	300
4	2005900017	金融業務檢查處	金融機構業務概況年報	年刊	320
5	2005900016	金融業務檢查處	金融機構重要業務統計表	年刊	350
6	2005100020	經濟研究處	中華民國金融統計月報	月刊	100
7	2007000052	經濟研究處	Financial Statistics	月刊	40
8	2006800019	經濟研究處	中央銀行季刊	季刊	250
9	2007000029	經濟研究處	中華民國國際收支平衡表季報	季刊	110
10	2005100018	經濟研究處	中央銀行年報	年刊	250
11	2005100019	經濟研究處	Annual Report, Central Bank of the Republic of China (Taiwan)	年刊	250
12	2005900018	經濟研究處	中華民國資金流量統計	年刊	350
13	2005700016	經濟研究處	中華民國公民營企業資金狀況調查結果報告	年刊	350
14	2006700023	經濟研究處	國際金融參考資料	半年刊	300
15	2007300032	中央印製廠	印刷科技季刊	季刊	100

消費者服務專線 : “1950”

一通就護您!

※※※※※※※※※※

檢 肅 貪 瀆

※※※※※※※※※※

中央銀行暨所屬中央印製廠、中央造幣廠均設有行政革新信箱，供各界革新建言，歡迎多加利用：

中央銀行：

信箱號碼：台北郵政第 5-64 號信箱

專線電話：02 — 23571870

傳真號碼：02 — 23571981

另於國庫局及業務局營業大廳設有革新專用信箱

中央印製廠：

信箱號碼：台北郵政第 16-1 號信箱

專線電話：02 — 22157011

傳真號碼：02 — 22142636

中央造幣廠：

信箱號碼：桃園郵政第 224 號信箱

專線電話：03 — 3295174 轉 150 分機

傳真號碼：03 — 3291412

※※※※※※※※※※

以 廉 潔 為 榮

以 貪 瀆 為 恥

※※※※※※※※※※

中華民國資金流量統計年報
民國108年

出版機關：中央銀行

地址：10066台北市羅斯福路1段2號

電話：(02) 2393-6161

網址：<http://www.cbc.gov.tw>

編者：中央銀行經濟研究處

出版年月：中華民國109年12月

創刊年月：中華民國59年3月

刊期頻率：每年

定價：新台幣350元

展售處：

一、「五南文化廣場」：

台中總店：40042台中市中區中山路6號

電話：(04) 2226-0330

傳真：(04) 2225-8234

物流中心：40642台中市北屯區軍福七路600號

電話：(04) 2437-8010

傳真：(04) 2437-7010

網路書店：<http://www.wunanbooks.com.tw>

二、「三民書局」：

重南店：10045台北市中正區重慶南路1段61號

電話：(02) 2361-7511

傳真：(02) 2361-7711

復北店：10476台北市中山區復興北路386號

電話：(02) 2500-6600

傳真：(02) 2506-4000

網路書店：<http://www.sanmin.com.tw>

三、「國家書店」：

松江門市：10485台北市中山區松江路209號1樓

電話：(02) 2518-0207

傳真：(02) 2518-0778

網路書店：<http://www.govbooks.com.tw>

印刷者：中央印製廠

地址：23152新北市新店區北宜路2段200號

電話：(02) 2217-1221

GPN：2005900018

ISSN：1017-9658



本著作採創用CC「姓名標示—非商業性」授權條款台灣3.0版釋出，限於標示著作人姓名及非營利性目的之條件下，得利用本著作。

ISSN 1017-9658



GPN:2005900018

定價：新台幣 350 元